


LELLE MÕISA JOOKS

TULEMUSED ÜLDJÄRJESTUSES



19.05.2024, Lelle

Korraldaja: Team Kehtna


Rada: asfalt-maastik, Ilm: temperatuur 23 kraadi C, tuul 1- 5 m/s, päikeseline,

Ajamõõtmise tehnika ja korraldus: ANTROTSENTER OÜ, Urmas Paejärv

Koh	Numbe	Nimi	Klubi	Tulemus	Kaotus	Koht	Ring 1	Ring 2	Kiirus
PÕHIJOOKS 5 km									
1	18	Jonathan Juudas	Team Tallinn Biathlon	0:17:42,3	--	1-M16	08:31,3	09:11,0	03:32 min/km - 16.94 km/h
2	20	Andreas Veerpalu		0:17:57,4	+00:15	1-M	08:50,9	09:06,5	03:35 min/km - 16.70 km/h
3	42	Ergo Pikas		0:19:27,1	+01:44	2-M	09:19,3	10:07,8	03:53 min/km - 15.42 km/h
4	44	Riho Jürisoo	38708286019	0:20:30,2	+02:47	3-M	09:52,2	10:38,0	04:06 min/km - 14.63 km/h
5	15	Valeri Kääpa	Jooksuklubi VII & VA	0:21:14,0	+03:31	1-M60	10:20,0	10:53,9	04:14 min/km - 14.12 km/h
6	9	Indrek Kraus		0:21:34,1	+03:51	1-M40	10:28,5	11:05,5	04:18 min/km - 13.90 km/h
7	10	Relika Toome	Tripassion Triathloniklubi	0:21:40,5	+03:58	1-N	10:25,1	11:15,4	04:20 min/km - 13.83 km/h
8	1	Taavi Pajuste	SK Schnelli	0:22:11,3	+04:28	2-M40	10:45,4	11:25,8	04:26 min/km - 13.52 km/h
9	143	Meelis Meremekk		0:22:22,7	+04:40	1-M50	10:55,6	11:27,1	04:28 min/km - 13.40 km/h
10	16	Enrico Niit	SK Team Kehtna	0:22:46,8	+05:04	2-M16	10:23,3	12:23,5	04:33 min/km - 13.16 km/h
11	127	Toomas Paejärv	21CC Triathloniklubi	0:23:31,4	+05:49	1-M18	10:58,5	12:32,8	04:42 min/km - 12.75 km/h
12	13	Silver Soonik		0:23:40,6	+05:58	4-M	11:11,7	12:28,9	04:44 min/km - 12.66 km/h
13	6	Jane Markus		0:23:43,6	+06:01	2-N	11:18,1	12:25,5	04:44 min/km - 12.64 km/h
14	41	Airi Evestus	LapiButiik	0:23:47,6	+06:05	1-N40	11:48,3	11:59,3	04:45 min/km - 12.60 km/h
15	4	Diana Audru	G4S SK	0:24:33,7	+06:51	2-N40	11:52,8	12:40,8	04:54 min/km - 12.21 km/h
16	27	Marten Puuorg		0:24:36,4	+06:54	1-M12	11:28,3	13:08,1	04:55 min/km - 12.19 km/h
17	2	Karis Söönurm	Team Kehtna	0:24:37,4	+06:55	3-N40	12:01,8	12:35,6	04:55 min/km - 12.18 km/h
18	11	Silver Toompalu		0:24:42,5	+07:00	3-M40	11:57,6	12:44,9	04:56 min/km - 12.14 km/h
19	8	Marja Stina Saaliste	Tripassioni Triathloniklubi	0:24:56,2	+07:13	3-N	11:46,0	13:10,1	04:59 min/km - 12.03 km/h
20	129	Geily Niinemets	Kuldne Tervis Jooksugrupp	0:25:06,7	+07:24	4-N40	12:16,1	12:50,6	05:01 min/km - 11.94 km/h
21	14	Viivi Kääpa	Jooksuklubi VII & VA	0:25:26,7	+07:44	1-N60	12:35,0	12:51,7	05:05 min/km - 11.78 km/h
22	22	Piret Talviste	Tripassion Triathloniklubi	0:25:30,1	+07:47	4-N	11:56,5	13:33,6	05:06 min/km - 11.76 km/h

LELLE MÕISA JOOKS


TULEMUSED ÜLDJÄRJESTUSES



Koh	Numbe	Nimi	Klubi	Tulemus	Kaotus	Koht	Ring 1	Ring 2	Kiirus
23	36	Elevi Píperal		0:26:28,3	+08:45	5-N40	12:26,2	14:02,1	05:17 min/km - 11.33 km/h
24	7	Jekaterina Madisson	Treeningpartner	0:26:56,1	+09:13	6-N40	13:20,8	13:35,2	05:23 min/km - 11.13 km/h
25	29	Madis Malv		0:27:11,0	+09:28	4-M40	13:24,7	13:46,2	05:26 min/km - 11.03 km/h
26	145	Anu Popuu		0:27:41,0	+09:58	7-N40	14:01,8	13:39,1	05:32 min/km - 10.83 km/h
27	5	Reigo Väli		0:28:06,0	+10:23	2-M50	13:47,6	14:18,3	05:37 min/km - 10.67 km/h
28	3	Gerda Kärner		0:28:08,7	+10:26	5-N	13:18,0	14:50,6	05:37 min/km - 10.65 km/h
29	32	Villu Markus		0:28:26,7	+10:44	5-M40	14:03,9	14:22,7	05:41 min/km - 10.54 km/h
30	40	Triin Tähtla		0:28:30,8	+10:48	8-N40	13:48,9	14:41,8	05:42 min/km - 10.52 km/h
31	144	Kaili Matsalu		0:29:21,8	+11:39	9-N40	14:42,3	14:39,4	05:52 min/km - 10.21 km/h
32	28	Kairit Kaasik-Valtonen		0:29:28,7	+11:46	1-N50	14:20,0	15:08,7	05:53 min/km - 10.17 km/h
33	19	Kristel Kuljus		0:34:25,1	+16:42	10-N40	16:24,8	18:00,2	06:53 min/km - 8.71 km/h
34	142	Urmas Kaidme		0:34:40,7	+16:58	3-M50	20:29,5	14:11,1	06:56 min/km - 8.65 km/h
35	25	Kadri Puuorg		0:38:24,6	+20:42	11-N40	21:51,0	16:33,5	07:40 min/km - 7.81 km/h
36	31	Mari Metsaäär	Team Kehtna	0:39:19,3	+21:36	6-N	18:50,0	20:29,3	07:51 min/km - 7.62 km/h
37	23	Hele-Mall Kaasik		0:39:19,4	+21:37	2-N50	18:50,1	20:29,2	07:51 min/km - 7.62 km/h
38	233	Nete Pikas		0:40:12,7	+22:30	1-N10	21:44,5	18:28,1	08:02 min/km - 7.46 km/h
39	43	Karin Ventsel		0:40:14,7	+22:32	7-N	21:43,6	18:31,1	08:02 min/km - 7.45 km/h
40	21	Eneli Soonik		0:43:25,7	+25:43	3-N50	20:32,9	22:52,7	08:41 min/km - 6.90 km/h
41	51	Avrora Kipel		0:44:20,2	+26:37	1-N12	19:37,0	24:43,1	08:52 min/km - 6.76 km/h
42	38	Magnus Nuut		0:47:33,8	+29:51	6-M40	22:00,2	25:33,6	09:30 min/km - 6.30 km/h
43	39	Gerda Kukk		0:47:46,3	+30:04	8-N	22:00,2	25:46,0	09:33 min/km - 6.27 km/h
44	161	Karin Markus		0:49:39,3	+31:57	12-N40	23:29,7	26:09,5	09:55 min/km - 6.04 km/h
45	155	Riina Vilu		0:50:20,0	+32:37	13-N40	23:29,5	26:50,4	10:04 min/km - 5.96 km/h
46	162	Siret Heinmets-Kutser		0:51:39,4	+33:57	9-N	23:54,3	27:45,1	10:19 min/km - 5.80 km/h
-	12	Berit Raudva		DNS		--N			
-	26	Hillar Valgma		DNS		--M40			
-	30	Taivo Tüvist	SK Team Kehtna	DNS		--M40			
-	34	Valdur Anto		DNS		--M40			

LELLE MÕISA JOOKS

TULEMUSED ÜLDJÄRJESTUSES




Koh	Numbe	Nimi	Klubi	Tulemus	Kaotus	Koht	Ring 1	Ring 2	Kiirus
-	35	Malle Miilmann		DNS		--N60			
-	37	Mati Särev	Team Kehtna	DNS		--M40			
-	45	Ritve Reinumäe	Rapla Jooksuklubi/SK Team Kehtna	DNS		--N40			

NOORTEJOOKS 2,5 km

1	159	Hugo Särev		0:08:39,4	--	1-MY	08:39,4		03:27 min/km - 17.32 km/h
2	67	Mihkel Malv	Rapla jooksuklubi	0:09:35,8	+00:56	2-MY	09:35,8		03:50 min/km - 15.62 km/h
3	61	Merlin Toirk	Kohila jalgpallikool Püsisvus / Rapla	0:10:24,6	+01:45	1-NY	10:24,6		04:09 min/km - 14.40 km/h
4	62	Dirk-Edrik Tori	Kohila Gümnaasium	0:10:25,5	+01:46	3-MY	10:25,5		04:10 min/km - 14.38 km/h
5	47	Timofei Pavelkovitš		0:10:46,8	+02:07	4-MY	10:46,8		04:18 min/km - 13.91 km/h
6	152	Randel Kuus		0:10:47,1	+02:07	5-MY	10:47,1		04:18 min/km - 13.90 km/h
7	66	Oskar Malv	Kohila SK	0:11:33,7	+02:54	6-MY	11:33,7		04:37 min/km - 12.97 km/h
8	72	Marten Sammul		0:11:33,9	+02:54	7-MY	11:33,9		04:37 min/km - 12.96 km/h
9	71	Marko Sammul		0:11:34,0	+02:54	8-MY	11:34,0		04:37 min/km - 12.96 km/h
10	68	Lumi-Lee Sell	UP Sport	0:11:58,5	+03:19	2-NY	11:58,5		04:47 min/km - 12.52 km/h
11	70	Kevin Kraus		0:12:33,4	+03:53	9-MY	12:33,4		05:01 min/km - 11.94 km/h
12	54	Herman Nõmm	Kohila Mõisakool	0:12:44,2	+04:04	10-MY	12:44,2		05:05 min/km - 11.77 km/h
13	75	Mia Saarniit		0:12:48,1	+04:08	3-NY	12:48,1		05:07 min/km - 11.71 km/h
14	147	Kaarel Ismo Ros		0:13:03,7	+04:24	11-MY	13:03,7		05:13 min/km - 11.48 km/h
15	56	Lisandra Kraus		0:13:33,6	+04:54	4-NY	13:33,6		05:25 min/km - 11.06 km/h
16	55	Markos Kutser		0:13:33,7	+04:54	12-MY	13:33,7		05:25 min/km - 11.06 km/h
17	149	Kristian Kankainen		0:13:43,6	+05:04	1-M	13:43,6		05:29 min/km - 10.92 km/h
18	73	Jako Lill	KOMO	0:14:45,3	+06:05	13-MY	14:45,3		05:54 min/km - 10.16 km/h
19	135	Paul Marten Hein		0:14:58,8	+06:19	14-MY	14:58,8		05:59 min/km - 10.01 km/h
20	58	Märten Toompalu		0:14:59,7	+06:20	15-MY	14:59,7		05:59 min/km - 10.00 km/h
21	63	Hanna Karolina Kaasik		0:15:23,4	+06:43	5-NY	15:23,4		06:09 min/km - 9.74 km/h
22	136	Patrick Hein		0:15:23,6	+06:44	16-MY	15:23,6		06:09 min/km - 9.74 km/h
23	65	Laura Laksberg		0:15:25,9	+06:46	6-NY	15:25,9		06:10 min/km - 9.71 km/h

LELLE MÕISA JOOKS

TULEMUSED ÜLDJÄRJESTUSES




Koh	Numbe	Nimi	Klubi	Tulemus	Kaotus	Koht	Ring 1	Ring 2	Kiirus
24	69	Eliise Markus		0:15:26,1	+06:46	7-NY	15:26,1		06:10 min/km - 9.71 km/h
25	74	Lisette Karuoja		0:15:39,3	+06:59	8-NY	15:39,3		06:15 min/km - 9.58 km/h
26	53	Harri Nõmm	Kohila Mõisakool	0:15:48,4	+07:08	17-MY	15:48,4		06:19 min/km - 9.48 km/h
27	52	Kert Kraus		0:15:48,7	+07:09	18-MY	15:48,7		06:19 min/km - 9.48 km/h
28	134	Kirkeliis Jürisoo	Viljandi LTK Sakala	0:17:33,7	+08:54	9-NY	17:33,7		07:01 min/km - 8.54 km/h
29	48	Raiten Vichmann		0:19:07,6	+10:28	19-MY	19:07,6		07:39 min/km - 7.84 km/h
30	50	Talvi Vichmann		0:19:09,8	+10:30	1-N	19:09,8		07:39 min/km - 7.82 km/h
31	64	Mia-Liisa Puuorg		0:19:17,8	+10:38	10-NY	19:17,8		07:43 min/km - 7.77 km/h
32	60	Henri Kaidme	SK Team Kehtna	0:20:37,4	+11:58	20-MY	20:37,4		08:14 min/km - 7.27 km/h
33	24	Tiiu Kästik		0:22:52,5	+14:13	2-N	22:52,5		09:09 min/km - 6.55 km/h
34	59	Mirtel Toompalu		0:23:35,7	+14:56	11-NY	23:35,7		09:26 min/km - 6.35 km/h
35	33	Katrin Anto		0:27:17,3	+18:37	3-N	27:17,3		10:54 min/km - 5.49 km/h
36	17	Sirje Tüvist	SK Team Kehtna	0:27:17,9	+18:38	4-N	27:17,9		10:55 min/km - 5.49 km/h
37	156	Reili Kuusemäe		0:27:38,9	+18:59	5-N	27:38,9		11:03 min/km - 5.42 km/h
38	148	Anette Ros		0:29:22,2	+20:42	6-N	29:22,2		11:44 min/km - 5.10 km/h
-	49	Aljona Kipel		DNS		--NY			
-	57	Katarina Elisabeth		DNS		--NY			

MAMMA LASTEJOOKS 500 m

1	113	Hugo Jüri Kivimäe		0:01:49,6	--	1-P	01:49,6		03:39 min/km - 16.41 km/h
2	163	Kris-Marten Rosimannus		0:01:52,7	+00:03	2-P	01:52,7		03:45 min/km - 15.96 km/h
3	112	Karl Markus		0:01:56,2	+00:06	3-P	01:56,2		03:52 min/km - 15.48 km/h
4	92	Gregor Markus Nõlvak		0:01:57,0	+00:07	4-P	01:57,0		03:54 min/km - 15.37 km/h
5	158	Kaspar Riim		0:01:57,6	+00:08	5-P	01:57,6		03:55 min/km - 15.29 km/h
6	138	Hendrik Hein		0:01:59,0	+00:09	6-P	01:59,0		03:58 min/km - 15.12 km/h
7	120	Jako Sildoja		0:02:00,9	+00:11	7-P	02:00,9		04:01 min/km - 14.88 km/h
8	77	Robin Kenneth Ruus		0:02:01,7	+00:12	8-P	02:01,7		04:03 min/km - 14.78 km/h
9	111	Jette Louise Sell	UP Sport	0:02:02,3	+00:12	1-T	02:02,3		04:04 min/km - 14.70 km/h

LELLE MÕISA JOOKS


TULEMUSED ÜLDJÄRJESTUSES



Koh	Numbe	Nimi	Klubi	Tulemus	Kaotus	Koht	Ring 1	Ring 2	Kiirus
10	133	Nete Pikas		0:02:07,3	+00:17	2-T	02:07,3		04:14 min/km - 14.13 km/h
11	86	Kristan Kivisaar		0:02:09,0	+00:19	9-P	02:09,0		04:18 min/km - 13.95 km/h
12	126	Desiree Kraus		0:02:12,8	+00:23	3-T	02:12,8		04:25 min/km - 13.54 km/h
13	96	Cris-Brennet Kalja		0:02:18,5	+00:28	10-P	02:18,5		04:37 min/km - 12.99 km/h
14	104	Liisa Kase		0:02:23,7	+00:34	4-T	02:23,7		04:47 min/km - 12.52 km/h
15	99	Mette Särev	Team Kehtna	0:02:24,7	+00:35	5-T	02:24,7		04:49 min/km - 12.43 km/h
16	84	Gerilyn Klemmer		0:02:24,9	+00:35	6-T	02:24,9		04:49 min/km - 12.41 km/h
17	131	Alar Kuusemets	Raplamaa JK	0:02:26,2	+00:36	11-P	02:26,2		04:52 min/km - 12.30 km/h
18	98	Georg Põldoja		0:02:26,9	+00:37	12-P	02:26,9		04:53 min/km - 12.24 km/h
19	97	Kertu Söönurm		0:02:28,4	+00:38	7-T	02:28,4		04:56 min/km - 12.12 km/h
20	146	Iida Ros		0:02:28,7	+00:39	8-T	02:28,7		04:57 min/km - 12.10 km/h
21	90	Ragnar Matias Nõlvak		0:02:31,1	+00:41	13-P	02:31,1		05:02 min/km - 11.91 km/h
22	137	Gregor-Tristjan Teras		0:02:34,4	+00:44	14-P	02:34,4		05:08 min/km - 11.65 km/h
23	165	Jasyn Hamsa		0:02:35,5	+00:45	15-P	02:35,5		05:11 min/km - 11.56 km/h
24	157	Kirtel Riim		0:02:37,1	+00:47	9-T	02:37,1		05:14 min/km - 11.45 km/h
25	80	Edvard Esnar		0:02:40,3	+00:50	16-P	02:40,3		05:20 min/km - 11.22 km/h
26	151	Kasper Kuus		0:02:41,8	+00:52	17-P	02:41,8		05:23 min/km - 11.12 km/h
27	123	Markus Sammul		0:02:42,8	+00:53	18-P	02:42,8		05:25 min/km - 11.05 km/h
28	119	Kristofer Lusti		0:02:46,3	+00:56	19-P	02:46,3		05:32 min/km - 10.82 km/h
29	83	Marie Kiil		0:02:47,1	+00:57	10-T	02:47,1		05:34 min/km - 10.76 km/h
30	124	Kirsi Jürisoo		0:02:47,2	+00:57	11-T	02:47,2		05:34 min/km - 10.76 km/h
31	109	Christian Anter		0:02:50,2	+01:00	20-P	02:50,2		05:40 min/km - 10.57 km/h
32	89	Miia Kuusemets		0:02:54,0	+01:04	12-T	02:54,0		05:48 min/km - 10.34 km/h
33	101	Eliise Kangur		0:02:55,3	+01:05	13-T	02:55,3		05:50 min/km - 10.26 km/h
34	87	Kristen Kivisaar		0:02:55,4	+01:05	21-P	02:55,4		05:50 min/km - 10.26 km/h
35	78	Stefan Soonberg		0:02:56,2	+01:06	22-P	02:56,2		05:52 min/km - 10.21 km/h
36	79	Jorma Ilistom		0:02:56,4	+01:06	23-P	02:56,4		05:52 min/km - 10.20 km/h
37	106	Riti Parisvä		0:02:58,6	+01:08	14-T	02:58,6		05:57 min/km - 10.07 km/h

LELLE MÕISA JOOKS


TULEMUSED ÜLDJÄRJESTUSES



Koh	Numbe	Nimi	Klubi	Tulemus	Kaotus	Koht	Ring 1	Ring 2	Kiirus
38	85	Saara Kiil		0:02:58,7	+01:09	15-T	02:58,7		05:57 min/km - 10.06 km/h
39	141	Gerit-Loreen Teras		0:03:08,7	+01:19	24-P	03:08,7		06:17 min/km - 9.53 km/h
40	95	Leiger Scanlon		0:03:12,3	+01:22	25-P	03:12,3		06:24 min/km - 9.35 km/h
41	110	Grethel Anter		0:03:14,1	+01:24	16-T	03:14,1		06:28 min/km - 9.27 km/h
42	102	Grete Kangur		0:03:18,7	+01:29	17-T	03:18,7		06:37 min/km - 9.05 km/h
43	81	Ranno Vichmann	Rapla Jalgpallikool	0:03:27,1	+01:37	26-P	03:27,1		06:54 min/km - 8.68 km/h
44	130	Maiold Markus		0:03:29,8	+01:40	27-P	03:29,8		06:59 min/km - 8.57 km/h
45	121	Riinu-Liis Rus		0:03:35,2	+01:45	18-T	03:35,2		07:10 min/km - 8.36 km/h
46	93	Eliise Nurk		0:03:42,2	+01:52	19-T	03:42,2		07:24 min/km - 8.10 km/h
47	82	Rosabel Vichmann		0:03:45,5	+01:55	20-T	03:45,5		07:31 min/km - 7.97 km/h
48	114	Lisette Ida Kivimäe		0:04:09,8	+02:20	21-T	04:09,8		08:19 min/km - 7.20 km/h
49	118	Marie-Susanne Nuut		0:04:12,3	+02:22	22-T	04:12,3		08:24 min/km - 7.13 km/h
50	128	Elizabeth Kukk		0:04:12,4	+02:22	23-T	04:12,4		08:24 min/km - 7.12 km/h
51	139	Ruuben Hein		0:04:14,4	+02:24	28-P	04:14,4		08:28 min/km - 7.07 km/h
52	150	Herman Stalberg		0:04:16,0	+02:26	29-P	04:16,0		08:32 min/km - 7.02 km/h
53	160	Rain Artur Kokk		0:04:47,2	+02:57	30-P	04:47,2		09:34 min/km - 6.26 km/h
54	122	Maribel Rus		0:04:54,4	+03:04	24-T	04:54,4		09:48 min/km - 6.11 km/h
55	132	Robert-Gustav Saare		0:04:55,5	+03:05	31-P	04:55,5		09:51 min/km - 6.08 km/h
56	154	Victoria Laanisto		0:05:00,0	+03:10	25-T	05:00,0		10:00 min/km - 5.99 km/h
57	94	Hilde Nõmm		0:05:34,8	+03:45	26-T	05:34,8		11:09 min/km - 5.37 km/h
58	105	Oskar Kase		0:05:35,1	+03:45	32-P	05:35,1		11:10 min/km - 5.37 km/h
59	103	Mirko Kangur		0:05:46,5	+03:56	33-P	05:46,5		11:33 min/km - 5.19 km/h
60	164	Mirete Kutser		0:05:47,4	+03:57	27-T	05:47,4		11:34 min/km - 5.18 km/h
61	153	Marten Hiir		0:06:52,8	+05:03	34-P	06:52,8		13:45 min/km - 4.35 km/h
-	76	Elisabeth Vititina		DNS		--T			
-	88	Thomas Ainsar		DNS		--P			
-	91	Henry Ainsar		DNS		--P			
-	100	Justina Malõh		DNS		--T			

LELLE MÕISA JOOKS

TULEMUSED ÜLDJÄRJESTUSES



Koh	Numbe	Nimi	Klubi	Tulemus	Kaotus	Koht	Ring 1	Ring 2	Kiirus
-	107	Jürgen Veeleid		DNS		--P			
-	115	Catelyn Uuk		DNS		--T			
-	116	Tristan Uuk		DNS		--P			
-	117	Trevor Uuk		DNS		--P			
-	125	Evgeniy Anula		DNS		--P			

Osalejate arv: 163