


# KEAVA MÕISA JOOKS

## TULEMUSED ÜLDJÄRJESTUSES



26.05.2024, Keava

Korraldaja: Team Kehtna


Rada: asfalt-maastik, Ilm: temperatuur 26 kraadi C, tuul 1- 5 m/s, päikeseline,

Ajamõõtmise tehnika ja korraldus: ANTROTSENTER OÜ, Urmas Paejärv

| Ko                      | Numb | Nimi             | YearOfBi | Gend | Klubi                     | Tulemus          | Kaotus | Koht  | Ring 1  | Ring 2  | Kiirus                    |
|-------------------------|------|------------------|----------|------|---------------------------|------------------|--------|-------|---------|---------|---------------------------|
| <b>PÕHIJOOKS 5,7 km</b> |      |                  |          |      |                           |                  |        |       |         |         |                           |
| 1                       | 148  | Remi Edur        | 2007     | m    |                           | <b>0:21:00,9</b> | --     | 1-M16 | 10:24,8 | 10:36,0 | 03:41 min/km - 16.27 km/h |
| 2                       | 164  | Madis Annus      | 1980     | m    |                           | <b>0:22:55,9</b> | +01:54 | 1-M40 | 11:16,3 | 11:39,5 | 04:01 min/km - 14.91 km/h |
| 3                       | 52   | Riho Jürisoo     | 1987     | m    | Team Kehtna               | <b>0:23:03,8</b> | +02:02 | 1-M   | 11:19,5 | 11:44,2 | 04:02 min/km - 14.82 km/h |
| 4                       | 62   | Kristiina        | 1985     | f    |                           | <b>0:23:15,3</b> | +02:14 | 1-N   | 11:26,8 | 11:48,4 | 04:04 min/km - 14.70 km/h |
| 5                       | 35   | Indrek Kraus     | 1980     | m    |                           | <b>0:23:55,2</b> | +02:54 | 2-M40 | 11:36,2 | 12:19,0 | 04:11 min/km - 14.29 km/h |
| 6                       | 139  | Martin Teetsov   | 1985     | m    |                           | <b>0:23:59,0</b> | +02:58 | 2-M   | 11:38,7 | 12:20,2 | 04:12 min/km - 14.25 km/h |
| 7                       | 44   | Valeri Kääpa     | 1958     | m    | Jooksuklubi VII & VA      | <b>0:24:06,0</b> | +03:05 | 1-M60 | 11:47,1 | 12:18,8 | 04:13 min/km - 14.19 km/h |
| 8                       | 60   | Silver Soonik    | 1995     | m    |                           | <b>0:24:18,6</b> | +03:17 | 3-M   | 11:21,7 | 12:56,8 | 04:15 min/km - 14.06 km/h |
| 9                       | 160  | Sven-Erik Rebane | 1992     | m    |                           | <b>0:24:26,4</b> | +03:25 | 4-M   | 11:56,0 | 12:30,3 | 04:17 min/km - 13.99 km/h |
| 10                      | 146  | Chrisse Soome    | 1980     | f    |                           | <b>0:24:34,0</b> | +03:33 | 1-N40 | 12:27,6 | 12:06,4 | 04:18 min/km - 13.92 km/h |
| 11                      | 36   | Ritve Reinumäe   | 1975     | f    | Rapla Jooksuklubi/SK Team | <b>0:24:50,6</b> | +03:49 | 2-N40 | 12:05,6 | 12:45,0 | 04:21 min/km - 13.76 km/h |
| 12                      | 47   | Urmas Pöldre     | 1966     | m    | UP Sport                  | <b>0:25:30,2</b> | +04:29 | 1-M50 | 12:26,5 | 13:03,7 | 04:28 min/km - 13.40 km/h |
| 13                      | 132  | Arles Aavast     | 1990     | m    |                           | <b>0:26:20,8</b> | +05:19 | 5-M   | 12:02,5 | 14:18,2 | 04:37 min/km - 12.98 km/h |
| 14                      | 63   | Geily Niinemets  | 1982     | f    | Kuldne tervis jooksugrupp | <b>0:27:18,2</b> | +06:17 | 3-N40 | 13:09,1 | 14:09,1 | 04:47 min/km - 12.52 km/h |
| 15                      | 131  | Airi Evestus     | 1981     | f    | LapiButiik                | <b>0:27:36,0</b> | +06:35 | 4-N40 | 13:37,6 | 13:58,4 | 04:50 min/km - 12.39 km/h |
| 16                      | 34   | Karis Söönurm    | 1982     | f    | Team Kehtna               | <b>0:27:47,9</b> | +06:46 | 5-N40 | 13:31,3 | 14:16,6 | 04:52 min/km - 12.30 km/h |
| 17                      | 147  | Mikk Edur        | 1981     | m    |                           | <b>0:27:49,4</b> | +06:48 | 3-M40 | 14:02,7 | 13:46,6 | 04:52 min/km - 12.29 km/h |
| 18                      | 153  | Kaia Milling     | 1989     | f    |                           | <b>0:28:15,3</b> | +07:14 | 2-N   | 13:36,9 | 14:38,3 | 04:57 min/km - 12.10 km/h |
| 19                      | 49   | Marten Puuorg    | 2011     | m    |                           | <b>0:28:28,6</b> | +07:27 | 1-M12 | 13:34,5 | 14:54,0 | 04:59 min/km - 12.00 km/h |
| 20                      | 43   | Viivi Kääpa      | 1962     | f    | Jooksuklubi VII & VA      | <b>0:28:38,1</b> | +07:37 | 1-N60 | 14:05,0 | 14:33,0 | 05:01 min/km - 11.94 km/h |
| 21                      | 41   | Diana Audru      | 1977     | f    | G4S SK                    | <b>0:28:53,8</b> | +07:52 | 6-N40 | 14:12,1 | 14:41,6 | 05:04 min/km - 11.83 km/h |
| 22                      | 40   | Jekaterina       | 1984     | f    | Treeningpartner           | <b>0:29:11,9</b> | +08:10 | 7-N40 | 14:23,7 | 14:48,1 | 05:07 min/km - 11.71 km/h |

# KEAVA MÕISA JOOKS

## TULEMUSED ÜLDJÄRJESTUSES




| Ko | Numb | Nimi            | YearOfBi | Gend | Klubi               | Tulemus          | Kaotus | Koht   | Ring 1  | Ring 2  | Kiirus                    |
|----|------|-----------------|----------|------|---------------------|------------------|--------|--------|---------|---------|---------------------------|
| 23 | 39   | Silver Toompalu | 1976     | m    |                     | <b>0:29:54,4</b> | +08:53 | 4-M40  | 14:35,8 | 15:18,5 | 05:14 min/km - 11.43 km/h |
| 24 | 53   | Marie Hein      | 2007     | f    | SK Elite Sport      | <b>0:30:01,0</b> | +09:00 | 1-N16  | 14:37,4 | 15:23,6 | 05:15 min/km - 11.39 km/h |
| 25 | 150  | Kristjan Nõulik | 1992     | m    |                     | <b>0:30:14,9</b> | +09:13 | 6-M    | 14:38,0 | 15:36,8 | 05:18 min/km - 11.30 km/h |
| 26 | 42   | Elevi Píperal   | 1975     | f    |                     | <b>0:30:44,6</b> | +09:43 | 8-N40  | 14:03,1 | 16:41,5 | 05:23 min/km - 11.12 km/h |
| 27 | 55   | Heiki Rebane    | 1982     | m    | Obstacle Warrior    | <b>0:31:18,2</b> | +10:17 | 5-M40  | 14:16,8 | 17:01,3 | 05:29 min/km - 10.92 km/h |
| 28 | 54   | Villu Markus    | 1979     | m    |                     | <b>0:31:45,4</b> | +10:44 | 6-M40  | 15:30,1 | 16:15,2 | 05:34 min/km - 10.76 km/h |
| 29 | 48   | Urmas Kaidme    | 1971     | m    | SK Team Kehtna      | <b>0:32:03,6</b> | +11:02 | 2-M50  | 15:44,9 | 16:18,7 | 05:37 min/km - 10.66 km/h |
| 30 | 136  | Marek Kaljend   | 1989     | m    |                     | <b>0:32:38,2</b> | +11:37 | 7-M    | 15:51,6 | 16:46,6 | 05:43 min/km - 10.47 km/h |
| 31 | 32   | Hillar Valgma   | 1979     | m    |                     | <b>0:33:04,5</b> | +12:03 | 7-M40  | 16:08,9 | 16:55,5 | 05:48 min/km - 10.34 km/h |
| 32 | 157  | Kaili Matsalu   | 1981     | f    |                     | <b>0:34:48,0</b> | +13:47 | 9-N40  | 17:20,9 | 17:27,1 | 06:06 min/km - 9.82 km/h  |
| 33 | 37   | Mari Metsaäär   | 2002     | f    | Team Kehtna         | <b>0:37:50,0</b> | +16:49 | 3-N    | 18:21,6 | 19:28,4 | 06:38 min/km - 9.03 km/h  |
| 34 | 61   | Stine Agnette   | 2007     | f    | SK Team Kehtna      | <b>0:47:24,6</b> | +26:23 | 2-N16  | 20:49,5 | 26:35,1 | 08:19 min/km - 7.21 km/h  |
| 35 | 163  | Siret Heinmets  | 1988     | f    |                     | <b>0:47:58,1</b> | +26:57 | 4-N    | 24:25,4 | 23:32,7 | 08:24 min/km - 7.12 km/h  |
| 36 | 59   | Eneli Soonik    | 1970     | f    |                     | <b>0:49:21,8</b> | +28:20 | 1-N50  | 24:27,0 | 24:54,8 | 08:39 min/km - 6.92 km/h  |
| 37 | 56   | Riina Vilu      | 1976     | f    |                     | <b>0:51:18,1</b> | +30:17 | 10-N40 | 26:15,0 | 25:03,0 | 09:00 min/km - 6.66 km/h  |
| 38 | 50   | Kadri Puuorg    | 1982     | f    | Saarioinen Eesti OÜ | <b>0:55:55,2</b> | +34:54 | 11-N40 | 28:39,8 | 27:15,3 | 09:48 min/km - 6.11 km/h  |
| 39 | 51   | Tiiu Kästik     | 1968     | f    | Saarioinen Eesti OÜ | <b>0:55:55,3</b> | +34:54 | 2-N50  | 28:40,1 | 27:15,1 | 09:48 min/km - 6.11 km/h  |
| -  | 33   | Mati Särev      | 1982     | m    | Team Kehtna         | <b>DNS</b>       |        | --M40  |         |         |                           |
| -  | 38   | Berit Raudva    | 1994     | f    |                     | <b>DNS</b>       |        | --N    |         |         |                           |

### NOORTEJOOKS 2,8 km

|   |    |                 |      |   |                           |                  |        |      |         |  |                           |
|---|----|-----------------|------|---|---------------------------|------------------|--------|------|---------|--|---------------------------|
| 1 | 31 | Hugo Särev      | 2007 | m | Team Kehtna               | <b>0:11:24,9</b> | --     | 1-MY | 11:24,9 |  | 04:04 min/km - 14.71 km/h |
| 2 | 29 | Mihkel Malv     | 2008 | m | Rapla jooksuklubi         | <b>0:11:39,8</b> | +00:14 | 2-MY | 11:39,8 |  | 04:09 min/km - 14.40 km/h |
| 3 | 17 | Merlin Toirk    | 2011 | f | Rapla jooksuklubi/ Kohila | <b>0:12:58,4</b> | +01:33 | 1-NY | 12:58,4 |  | 04:38 min/km - 12.94 km/h |
| 4 | 8  | Dirk-Edrik Tori | 2012 | m | Kohila Gümnaasium         | <b>0:13:06,7</b> | +01:41 | 3-MY | 13:06,7 |  | 04:40 min/km - 12.81 km/h |
| 5 | 27 | Merily Sell     | 1995 | f |                           | <b>0:13:31,9</b> | +02:07 | 1-N  | 13:31,9 |  | 04:49 min/km - 12.41 km/h |
| 6 | 11 | Lumi-Lee Sell   | 2015 | f | UP Sport                  | <b>0:13:34,1</b> | +02:09 | 2-NY | 13:34,1 |  | 04:50 min/km - 12.38 km/h |
| 7 | 28 | Oskar Malv      | 2011 | m | Kohila SK                 | <b>0:13:39,4</b> | +02:14 | 4-MY | 13:39,4 |  | 04:52 min/km - 12.30 km/h |

# KEAVA MÕISA JOOKS


## TULEMUSED ÜLDJÄRJESTUSES



| Ko | Numb | Nimi               | YearOfBi | Gend | Klubi            | Tulemus          | Kaotus | Koht  | Ring 1  | Ring 2 | Kiirus                    |
|----|------|--------------------|----------|------|------------------|------------------|--------|-------|---------|--------|---------------------------|
| 8  | 140  | Ele-Marin Tamm     | 2011     | f    |                  | <b>0:14:03,1</b> | +02:38 | 3-NY  | 14:03,1 |        | 05:01 min/km - 11.95 km/h |
| 9  | 14   | Kevin Kraus        | 2013     | m    |                  | <b>0:14:40,5</b> | +03:15 | 5-MY  | 14:40,5 |        | 05:14 min/km - 11.44 km/h |
| 10 | 15   | Kaarel Ismo Ross   | 2013     | m    |                  | <b>0:15:32,6</b> | +04:07 | 6-MY  | 15:32,6 |        | 05:33 min/km - 10.80 km/h |
| 11 | 58   | Anu-Mall Naarits   | 1972     | f    | UP Sport         | <b>0:15:33,6</b> | +04:08 | 2-N   | 15:33,6 |        | 05:33 min/km - 10.79 km/h |
| 12 | 16   | Kristian Kankainen | 1984     | m    |                  | <b>0:15:34,2</b> | +04:09 | 1-M   | 15:34,2 |        | 05:33 min/km - 10.78 km/h |
| 13 | 175  | Patrick Hein       | 2012     | m    |                  | <b>0:16:29,2</b> | +05:04 | 7-MY  | 16:29,2 |        | 05:53 min/km - 10.18 km/h |
| 14 | 2    | Kert Kraus         | 2009     | m    |                  | <b>0:16:33,6</b> | +05:08 | 8-MY  | 16:33,6 |        | 05:54 min/km - 10.14 km/h |
| 15 | 1    | Markos Kutser      | 2014     | m    |                  | <b>0:16:34,1</b> | +05:09 | 9-MY  | 16:34,1 |        | 05:55 min/km - 10.13 km/h |
| 16 | 158  | Paul Marten Hein   | 2013     | m    |                  | <b>0:16:37,3</b> | +05:12 | 10-MY | 16:37,3 |        | 05:56 min/km - 10.10 km/h |
| 17 | 133  | Andreas Lepp       | 2012     | m    |                  | <b>0:17:28,5</b> | +06:03 | 11-MY | 17:28,5 |        | 06:14 min/km - 9.61 km/h  |
| 18 | 30   | Cristofer-Marcus   | 2011     | m    |                  | <b>0:17:54,6</b> | +06:29 | 12-MY | 17:54,6 |        | 06:23 min/km - 9.38 km/h  |
| 19 | 4    | Märten Toompalu    | 2013     | m    |                  | <b>0:18:46,4</b> | +07:21 | 13-MY | 18:46,4 |        | 06:42 min/km - 8.94 km/h  |
| 20 | 12   | Lisette Karuoja    | 2013     | f    |                  | <b>0:18:58,2</b> | +07:33 | 4-NY  | 18:58,2 |        | 06:46 min/km - 8.85 km/h  |
| 21 | 161  | Liisbet Karuoja    | 2007     | f    |                  | <b>0:19:08,2</b> | +07:43 | 5-NY  | 19:08,2 |        | 06:50 min/km - 8.77 km/h  |
| 22 | 13   | Liisi Karuoja      | 1989     | f    |                  | <b>0:19:08,3</b> | +07:43 | 3-N   | 19:08,3 |        | 06:50 min/km - 8.77 km/h  |
| 23 | 3    | Lisandra Kraus     | 2012     | f    |                  | <b>0:21:39,6</b> | +10:14 | 6-NY  | 21:39,6 |        | 07:44 min/km - 7.75 km/h  |
| 24 | 9    | Harri Nõmm         | 2016     | m    | Kohila Mõisakool | <b>0:22:33,7</b> | +11:08 | 14-MY | 22:33,7 |        | 08:03 min/km - 7.44 km/h  |
| 25 | 19   | Henri Kaidme       | 2015     | m    | SK Team Kehtna   | <b>0:26:39,8</b> | +15:14 | 15-MY | 26:39,8 |        | 09:31 min/km - 6.30 km/h  |
| 26 | 23   | Katrin Anto        | 1978     | f    |                  | <b>0:28:14,0</b> | +16:49 | 4-N   | 28:14,0 |        | 10:05 min/km - 5.95 km/h  |
| 27 | 24   | Valdur Anto        | 1978     | m    |                  | <b>0:28:14,2</b> | +16:49 | 2-M   | 28:14,2 |        | 10:05 min/km - 5.94 km/h  |
| 28 | 6    | Aljona Kipel       | 2009     | f    |                  | <b>0:28:20,7</b> | +16:55 | 7-NY  | 28:20,7 |        | 10:07 min/km - 5.92 km/h  |
| 29 | 7    | Avrora Kipel       | 2011     | f    |                  | <b>0:28:21,2</b> | +16:56 | 8-NY  | 28:21,2 |        | 10:07 min/km - 5.92 km/h  |
| 30 | 20   | Sirje Tüvist       | 1951     | f    | SK Team Kehtna   | <b>0:28:34,0</b> | +17:09 | 5-N   | 28:34,0 |        | 10:12 min/km - 5.88 km/h  |
| 31 | 25   | Reili Kuusemäe     | 1979     | f    |                  | <b>0:30:37,3</b> | +19:12 | 6-N   | 30:37,3 |        | 10:56 min/km - 5.48 km/h  |
| 32 | 57   | Marie Laurimaa     | 2011     | f    |                  | <b>0:30:41,9</b> | +19:17 | 9-NY  | 30:41,9 |        | 10:57 min/km - 5.47 km/h  |
| 33 | 26   | Rebeka Vilu        | 2013     | f    |                  | <b>0:30:43,9</b> | +19:19 | 10-NY | 30:43,9 |        | 10:58 min/km - 5.46 km/h  |
| -  | 5    | Mirtel Toompalu    | 2014     | f    |                  | <b>DNS</b>       |        | --NY  |         |        |                           |
| -  | 10   | Herman Nõmm        | 2013     | m    | Kohila Mõisakool | <b>DNS</b>       |        | --MY  |         |        |                           |

# KEAVA MÕISA JOOKS

## TULEMUSED ÜLDJÄRJESTUSES




| Ko | Numb | Nimi               | YearOfBi | Gend | Klubi    | Tulemus    | Kaotus | Koht | Ring 1 | Ring 2 | Kiirus |
|----|------|--------------------|----------|------|----------|------------|--------|------|--------|--------|--------|
| -  | 18   | Karl Mihkel Põldre | 2008     | m    | UP Sport | <b>DNS</b> | --     | MY   |        |        |        |
| -  | 21   | Mia-Liisa Puuorg   | 2013     | f    |          | <b>DNS</b> | --     | NY   |        |        |        |
| -  | 22   | Loore Maria        | 2012     | f    | UP Sport | <b>DNS</b> | --     | NY   |        |        |        |
| -  | 143  | Liise-Marie        | 2013     | f    |          | <b>DSQ</b> | --     | NY   |        |        |        |

### MAMMA LASTEJOOKS 500 m

|    |     |                    |      |   |             |                  |        |      |         |  |                           |
|----|-----|--------------------|------|---|-------------|------------------|--------|------|---------|--|---------------------------|
| 1  | 111 | Hugo Jüri Kivimäe  | 2015 | m |             | <b>0:01:52,0</b> | --     | 1-P  | 01:52,0 |  | 03:44 min/km - 16.07 km/h |
| 2  | 118 | Kris-Marten        | 2015 | m |             | <b>0:01:53,7</b> | +00:01 | 2-P  | 01:53,7 |  | 03:47 min/km - 15.81 km/h |
| 3  | 80  | Gregor Markus      | 2015 | m |             | <b>0:01:54,2</b> | +00:02 | 3-P  | 01:54,2 |  | 03:48 min/km - 15.74 km/h |
| 4  | 154 | Kaspar Riim        | 2015 | m |             | <b>0:01:56,2</b> | +00:04 | 4-P  | 01:56,2 |  | 03:52 min/km - 15.48 km/h |
| 5  | 179 | Lasse Sildoja      | 2018 | m |             | <b>0:01:56,8</b> | +00:04 | 5-P  | 01:56,8 |  | 03:53 min/km - 15.41 km/h |
| 6  | 155 | Artur Meresmaa     | 2015 | m |             | <b>0:02:00,0</b> | +00:08 | 6-P  | 02:00,0 |  | 04:00 min/km - 14.99 km/h |
| 7  | 105 | Robin Kenneth      | 2016 | m |             | <b>0:02:01,6</b> | +00:09 | 7-P  | 02:01,6 |  | 04:03 min/km - 14.80 km/h |
| 8  | 141 | Georg Virki        | 2015 | m |             | <b>0:02:02,3</b> | +00:10 | 8-P  | 02:02,3 |  | 04:04 min/km - 14.70 km/h |
| 9  | 86  | Kristan Kivisaar   | 2016 | m |             | <b>0:02:02,6</b> | +00:10 | 9-P  | 02:02,6 |  | 04:05 min/km - 14.67 km/h |
| 10 | 88  | Jette Louise Sell  | 2018 | f | UP Sport    | <b>0:02:03,3</b> | +00:11 | 1-T  | 02:03,3 |  | 04:06 min/km - 14.58 km/h |
| 11 | 98  | Hendrik Hein       | 2016 | m |             | <b>0:02:04,0</b> | +00:12 | 10-P | 02:04,0 |  | 04:08 min/km - 14.50 km/h |
| 12 | 84  | Desiree Kraus      | 2015 | f |             | <b>0:02:05,7</b> | +00:13 | 2-T  | 02:05,7 |  | 04:11 min/km - 14.31 km/h |
| 13 | 119 | Karl Markus        | 2014 | m |             | <b>0:02:11,8</b> | +00:19 | 11-P | 02:11,8 |  | 04:23 min/km - 13.65 km/h |
| 14 | 142 | Harri Nõmm         | 2016 | m |             | <b>0:02:15,7</b> | +00:23 | 12-P | 02:15,7 |  | 04:31 min/km - 13.25 km/h |
| 15 | 149 | Gerilyn Klemmer    | 2015 | f |             | <b>0:02:15,9</b> | +00:23 | 3-T  | 02:15,9 |  | 04:31 min/km - 13.23 km/h |
| 16 | 156 | Bianka Lia Oberg   | 2016 | f |             | <b>0:02:16,5</b> | +00:24 | 4-T  | 02:16,5 |  | 04:33 min/km - 13.18 km/h |
| 17 | 134 | Marilyn Kaljend    | 2017 | f |             | <b>0:02:16,8</b> | +00:24 | 5-T  | 02:16,8 |  | 04:33 min/km - 13.15 km/h |
| 18 | 72  | Elisabeth Vititina | 2016 | f |             | <b>0:02:19,9</b> | +00:27 | 6-T  | 02:19,9 |  | 04:39 min/km - 12.86 km/h |
| 19 | 151 | Riti Parisvä       | 2017 | f |             | <b>0:02:20,8</b> | +00:28 | 7-T  | 02:20,8 |  | 04:41 min/km - 12.78 km/h |
| 20 | 108 | Rico Kattai        | 2017 | m |             | <b>0:02:24,7</b> | +00:32 | 13-P | 02:24,7 |  | 04:49 min/km - 12.43 km/h |
| 21 | 145 | Laura-Maria        | 2015 | f |             | <b>0:02:28,0</b> | +00:36 | 8-T  | 02:28,0 |  | 04:56 min/km - 12.15 km/h |
| 22 | 85  | Mette Särev        | 2018 | f | Team Kehtna | <b>0:02:30,3</b> | +00:38 | 9-T  | 02:30,3 |  | 05:00 min/km - 11.97 km/h |

# KEAVA MÕISA JOOKS


## TULEMUSED ÜLDJÄRJESTUSES



| Ko | Numb | Nimi             | YearOfBi | Gend | Klubi               | Tulemus          | Kaotus | Koht | Ring 1  | Ring 2 | Kiirus                    |
|----|------|------------------|----------|------|---------------------|------------------|--------|------|---------|--------|---------------------------|
| 23 | 126  | Marie Kiil       | 2015     | f    |                     | <b>0:02:32,0</b> | +00:40 | 10-T | 02:32,0 |        | 05:04 min/km - 11.83 km/h |
| 24 | 121  | Gregor-Tristjan  | 2016     | m    |                     | <b>0:02:35,0</b> | +00:43 | 14-P | 02:35,0 |        | 05:10 min/km - 11.60 km/h |
| 25 | 127  | Saara Kiil       | 2017     | f    |                     | <b>0:02:35,8</b> | +00:43 | 11-T | 02:35,8 |        | 05:11 min/km - 11.55 km/h |
| 26 | 107  | Georg Põldoja    | 2019     | m    |                     | <b>0:02:36,5</b> | +00:44 | 15-P | 02:36,5 |        | 05:13 min/km - 11.49 km/h |
| 27 | 87   | Kristen Kivisaar | 2019     | m    |                     | <b>0:02:37,8</b> | +00:45 | 16-P | 02:37,8 |        | 05:15 min/km - 11.40 km/h |
| 28 | 79   | Ragnar Matias    | 2018     | m    |                     | <b>0:02:39,7</b> | +00:47 | 17-P | 02:39,7 |        | 05:19 min/km - 11.27 km/h |
| 29 | 81   | Alar Kuusemets   | 2017     | m    | Raplamaa JK         | <b>0:02:42,1</b> | +00:50 | 18-P | 02:42,1 |        | 05:24 min/km - 11.10 km/h |
| 30 | 93   | Eliise Kangur    | 2017     | f    |                     | <b>0:02:55,1</b> | +01:03 | 12-T | 02:55,1 |        | 05:50 min/km - 10.27 km/h |
| 31 | 172  | Kirtel Riim      | 2017     | f    |                     | <b>0:02:56,0</b> | +01:04 | 13-T | 02:56,0 |        | 05:52 min/km - 10.22 km/h |
| 32 | 90   | Kristofer Lusti  | 2017     | m    |                     | <b>0:03:00,0</b> | +01:08 | 19-P | 03:00,0 |        | 06:00 min/km - 9.99 km/h  |
| 33 | 117  | Brennan Juurmets | 2020     | m    |                     | <b>0:03:01,9</b> | +01:09 | 20-P | 03:01,9 |        | 06:03 min/km - 9.89 km/h  |
| 34 | 101  | Katrin Timašjova | 2017     | f    |                     | <b>0:03:05,1</b> | +01:13 | 14-T | 03:05,1 |        | 06:10 min/km - 9.72 km/h  |
| 35 | 120  | Saara Rebane     | 2018     | f    | Obstacle Warrior    | <b>0:03:05,6</b> | +01:13 | 15-T | 03:05,6 |        | 06:11 min/km - 9.69 km/h  |
| 36 | 102  | Linda Timašjova  | 2020     | f    |                     | <b>0:03:05,6</b> | +01:13 | 16-T | 03:05,6 |        | 06:11 min/km - 9.69 km/h  |
| 37 | 130  | Romet-Mattias    | 2016     | m    | Saku Sporting       | <b>0:03:08,6</b> | +01:16 | 21-P | 03:08,6 |        | 06:17 min/km - 9.53 km/h  |
| 38 | 100  | Miia Kuusemets   | 2019     | f    |                     | <b>0:03:09,9</b> | +01:17 | 17-T | 03:09,9 |        | 06:19 min/km - 9.47 km/h  |
| 39 | 77   | Thomas Ainsar    | 2015     | m    |                     | <b>0:03:20,5</b> | +01:28 | 22-P | 03:20,5 |        | 06:41 min/km - 8.97 km/h  |
| 40 | 122  | Gerit-Loreen     | 2017     | f    |                     | <b>0:03:20,9</b> | +01:28 | 18-T | 03:20,9 |        | 06:41 min/km - 8.95 km/h  |
| 41 | 178  | Bianka Pärigmaa  | 2014     | f    |                     | <b>0:03:25,6</b> | +01:33 | 19-T | 03:25,6 |        | 06:51 min/km - 8.75 km/h  |
| 42 | 176  | Elliko Labi      | 2017     | f    |                     | <b>0:03:27,5</b> | +01:35 | 20-T | 03:27,5 |        | 06:55 min/km - 8.67 km/h  |
| 43 | 125  | Minna Milling    | 2019     | f    | Rapla Korvpallikool | <b>0:03:29,5</b> | +01:37 | 21-T | 03:29,5 |        | 06:59 min/km - 8.59 km/h  |
| 44 | 92   | Maiold Markus    | 2021     | m    |                     | <b>0:03:30,3</b> | +01:38 | 23-P | 03:30,3 |        | 07:00 min/km - 8.55 km/h  |
| 45 | 113  | Leiger Scanlon   | 2020     | m    |                     | <b>0:03:30,9</b> | +01:38 | 24-P | 03:30,9 |        | 07:01 min/km - 8.53 km/h  |
| 46 | 78   | Henry Ainsar     | 2020     | m    |                     | <b>0:03:32,5</b> | +01:40 | 25-P | 03:32,5 |        | 07:05 min/km - 8.47 km/h  |
| 47 | 124  | Mirtel Milling   | 2017     | f    | Rapla Korvpallikool | <b>0:03:34,3</b> | +01:42 | 22-T | 03:34,3 |        | 07:08 min/km - 8.39 km/h  |
| 48 | 123  | Carl Kenneth     | 2020     | m    |                     | <b>0:03:40,5</b> | +01:48 | 26-P | 03:40,5 |        | 07:21 min/km - 8.15 km/h  |
| 49 | 103  | Laura Timašjova  | 2020     | f    |                     | <b>0:03:43,7</b> | +01:51 | 23-T | 03:43,7 |        | 07:27 min/km - 8.04 km/h  |
| 50 | 110  | Evert Ilustom    | 2018     | m    |                     | <b>0:03:47,8</b> | +01:55 | 27-P | 03:47,8 |        | 07:35 min/km - 7.90 km/h  |

# KEAVA MÕISA JOOKS


## TULEMUSED ÜLDJÄRJESTUSES



| Ko | Numb | Nimi               | YearOfBi | Gend | Klubi    | Tulemus          | Kaotus | Koht | Ring 1  | Ring 2 | Kiirus                   |
|----|------|--------------------|----------|------|----------|------------------|--------|------|---------|--------|--------------------------|
| 51 | 106  | Eliise Nurk        | 2018     | f    |          | <b>0:03:53,0</b> | +02:01 | 24-T | 03:53,0 |        | 07:46 min/km - 7.72 km/h |
| 52 | 116  | Maribel Rus        | 2020     | f    |          | <b>0:04:04,7</b> | +02:12 | 25-T | 04:04,7 |        | 08:09 min/km - 7.35 km/h |
| 53 | 104  | Stefan Soonberg    | 2018     | m    |          | <b>0:04:21,4</b> | +02:29 | 28-P | 04:21,4 |        | 08:42 min/km - 6.88 km/h |
| 54 | 89   | Marie-Susanne      | 2020     | f    |          | <b>0:04:24,6</b> | +02:32 | 26-T | 04:24,6 |        | 08:49 min/km - 6.80 km/h |
| 55 | 144  | Brita Tuvist       | 2022     | f    |          | <b>0:04:24,7</b> | +02:32 | 27-T | 04:24,7 |        | 08:49 min/km - 6.79 km/h |
| 56 | 99   | Ruuben Hein        | 2021     | m    |          | <b>0:04:59,6</b> | +03:07 | 29-P | 04:59,6 |        | 09:59 min/km - 6.00 km/h |
| 57 | 96   | Marten Hiir        | 2019     | m    |          | <b>0:05:00,8</b> | +03:08 | 30-P | 05:00,8 |        | 10:01 min/km - 5.98 km/h |
| 58 | 177  | Vicki Laanisto     | 2021     | f    |          | <b>0:05:03,5</b> | +03:11 | 28-T | 05:03,5 |        | 10:07 min/km - 5.93 km/h |
| 59 | 115  | Riinu-Liis Rus     | 2020     | f    |          | <b>0:05:08,9</b> | +03:16 | 29-T | 05:08,9 |        | 10:17 min/km - 5.82 km/h |
| 60 | 91   | Katharina Vititina | 2019     | f    |          | <b>0:05:09,2</b> | +03:17 | 30-T | 05:09,2 |        | 10:18 min/km - 5.82 km/h |
| 61 | 129  | Riko-Heinry Sild   | 2021     | m    |          | <b>0:05:10,3</b> | +03:18 | 31-P | 05:10,3 |        | 10:20 min/km - 5.79 km/h |
| 62 | 70   | Brigite Viilup     | 2019     | f    |          | <b>0:05:14,0</b> | +03:22 | 31-T | 05:14,0 |        | 10:28 min/km - 5.73 km/h |
| 63 | 71   | Rait Viilup        | 2022     | m    |          | <b>0:05:22,8</b> | +03:30 | 32-P | 05:22,8 |        | 10:45 min/km - 5.57 km/h |
| 64 | 95   | Mirko Kangur       | 2021     | m    |          | <b>0:05:28,5</b> | +03:36 | 33-P | 05:28,5 |        | 10:57 min/km - 5.47 km/h |
| 65 | 135  | Melissa Kaljend    | 2020     | f    |          | <b>0:05:34,7</b> | +03:42 | 32-T | 05:34,7 |        | 11:09 min/km - 5.37 km/h |
| 66 | 137  | Oliver Kanter      | 2020     | m    |          | <b>0:06:05,5</b> | +04:13 | 34-P | 06:05,5 |        | 12:11 min/km - 4.92 km/h |
| 67 | 83   | Hilde Nõmm         | 2021     | f    |          | <b>0:07:11,6</b> | +05:19 | 33-T | 07:11,6 |        | 14:23 min/km - 4.17 km/h |
| 68 | 97   | Luka Hiir          | 2022     | m    |          | <b>0:07:12,4</b> | +05:20 | 35-P | 07:12,4 |        | 14:24 min/km - 4.16 km/h |
| 69 | 128  | Kristo Keskküla    | 2021     | m    |          | <b>0:07:19,5</b> | +05:27 | 36-P | 07:19,5 |        | 14:39 min/km - 4.09 km/h |
| 70 | 159  | Mirete Kutser      | 2019     | f    |          | <b>0:07:49,5</b> | +05:57 | 34-T | 07:49,5 |        | 15:39 min/km - 3.83 km/h |
| 71 | 138  | Robert Kanter      | 2021     | m    |          | <b>0:08:05,0</b> | +06:13 | 37-P | 08:05,0 |        | 16:10 min/km - 3.71 km/h |
| 72 | 94   | Grete Kangur       | 2020     | f    |          | <b>0:08:35,0</b> | +06:43 | 35-T | 08:35,0 |        | 17:10 min/km - 3.49 km/h |
| -  | 73   | Jürgen Veeleid     | 2018     | m    |          | <b>DNS</b>       |        | --P  |         |        |                          |
| -  | 74   | Catelyn Uuk        | 2020     | f    |          | <b>DNS</b>       |        | --T  |         |        |                          |
| -  | 75   | Tristan Uuk        | 2018     | m    |          | <b>DNS</b>       |        | --P  |         |        |                          |
| -  | 76   | Trevor Uuk         | 2015     | m    |          | <b>DNS</b>       |        | --P  |         |        |                          |
| -  | 82   | Evgeniy Anula      | 2014     | m    |          | <b>DNS</b>       |        | --P  |         |        |                          |
| -  | 109  | Jette Louise Sell  | 2018     | f    | UP Sport | <b>DNS</b>       |        | --T  |         |        |                          |

# KEAVA MÕISA JOOKS

## TULEMUSED ÜLDJÄRJESTUSES



| Ko | Numb | Nimi        | YearOfBi | Gend | Klubi           | Tulemus | Kaotus | Koht | Ring 1 | Ring 2 | Kiirus |
|----|------|-------------|----------|------|-----------------|---------|--------|------|--------|--------|--------|
| -  | 112  | Lisette Ida | 2020     | f    |                 | DNS     |        | --T  |        |        |        |
| -  | 114  | Harri Nõmm  | 2016     | m    | Rapla Judoklubi | DNS     |        | --P  |        |        |        |

Osalejate arv: 160