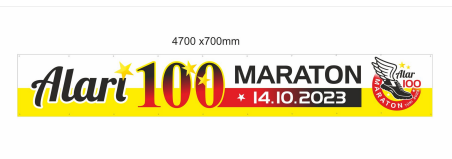


# ALARI 100. MARATON

## TULEMUSED ÜLDJÄRJESTUSES



14.10.2023, Türi-Alliku

Korraldaja - Pipi-Liis Siemann ja Alar Siemann

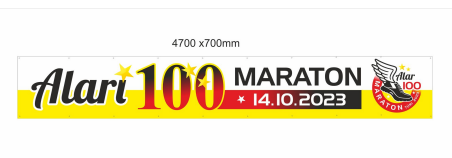
Rada: asfalt. Ilm: temperatuur +14 kraadi C, tuule kiirus 10 - 15 m/s, pilves, sajuhoogudega,

Ajamõõtmise tehnika ja korraldus: ANTROTSENTER OÜ, Urmas Paejärv. Ajamõõtjad Ringa ja Rainer Üksvärav.

| Koht           | Number | Nimi                | Klubi | Tulemus          | Kaotus  | Koht VK | Ring 1    | Ring 2    | Kiirus                    |
|----------------|--------|---------------------|-------|------------------|---------|---------|-----------|-----------|---------------------------|
| <b>MARATON</b> |        |                     |       |                  |         |         |           |           |                           |
| 1              | 164    | Vadim Gritšenko     |       | <b>2:54:55,7</b> | --      | 1       | 1:28:06,1 | 1:26:49,6 | 04:09 min/km - 14.43 km/h |
| 2              | 142    | Allan-Peeter Jaaska |       | <b>3:16:25,3</b> | +21:29  | 2       | 1:33:31,7 | 1:42:53,5 | 04:24 min/km - 13.59 km/h |
| 3              | 143    | Enno Rohelpuu       |       | <b>3:39:56,1</b> | +45:00  | 3       | 1:49:09,4 | 1:50:46,7 | 05:09 min/km - 11.65 km/h |
| 4              | 156    | Olev Vahemaa        |       | <b>3:43:06,1</b> | +48:10  | 4       | 1:47:47,2 | 1:55:18,9 | 05:05 min/km - 11.79 km/h |
| 5              | 155    | Mart Maasikrand     |       | <b>3:47:04,7</b> | +52:09  | 5       | 1:51:57,3 | 1:55:07,4 | 05:16 min/km - 11.35 km/h |
| 6              | 138    | Alar Peek           |       | <b>3:50:08,3</b> | +55:12  | 6       | 1:53:04,7 | 1:57:03,5 | 05:20 min/km - 11.24 km/h |
| 7              | 151    | Kaili Toomel        |       | <b>3:53:03,8</b> | +58:08  | 1       | 1:51:28,2 | 2:01:35,6 | 05:15 min/km - 11.40 km/h |
| 8              | 153    | Marden Nõmm         |       | <b>3:53:05,8</b> | +58:10  | 7       | 1:47:15,4 | 2:05:50,4 | 05:03 min/km - 11.85 km/h |
| 9              | 152    | Lauri Leppane       |       | <b>3:54:46,2</b> | +59:50  | 8       | 1:42:36,6 | 2:12:09,5 | 04:50 min/km - 12.39 km/h |
| 10             | 141    | Marek Roustalainen  |       | <b>3:59:11,2</b> | +64:15  | 9       | 1:52:32,0 | 2:06:39,1 | 05:18 min/km - 11.30 km/h |
| 11             | 162    | Tõnis Harjaks       |       | <b>3:59:55,2</b> | +64:59  | 10      | 1:57:43,5 | 2:02:11,6 | 05:33 min/km - 10.80 km/h |
| 12             | 159    | Siiri Pilt          |       | <b>4:07:28,0</b> | +72:32  | 2       | 2:00:54,1 | 2:06:33,9 | 05:42 min/km - 10.51 km/h |
| 13             | 99     | Alar Siemann        |       | <b>4:14:06,6</b> | +79:10  | 11      | 1:59:58,9 | 2:14:07,6 | 05:39 min/km - 10.59 km/h |
| 14             | 154    | Margus Viet         |       | <b>4:14:06,6</b> | +79:10  | 12      | 2:02:48,5 | 2:11:18,1 | 05:47 min/km - 10.35 km/h |
| 15             | 161    | Tanel Väli          |       | <b>4:14:06,9</b> | +79:11  | 13      | 1:59:58,3 | 2:14:08,6 | 05:39 min/km - 10.60 km/h |
| 16             | 137    | Tommy Orumaa        |       | <b>4:25:19,5</b> | +90:23  | 14      | 2:01:26,4 | 2:23:53,0 | 05:43 min/km - 10.47 km/h |
| 17             | 163    | Ulvi Lond           |       | <b>4:35:52,3</b> | +100:56 | 3       | 2:12:12,0 | 2:23:40,3 | 06:14 min/km - 9.61 km/h  |
| 18             | 146    | Helle Persitski     |       | <b>4:49:31,6</b> | +114:35 | 4       | 2:23:21,9 | 2:26:09,7 | 06:45 min/km - 8.87 km/h  |
| 19             | 148    | Jane Vain           |       | <b>4:53:59,5</b> | +119:03 | 5       | 2:23:21,2 | 2:30:38,2 | 06:45 min/km - 8.87 km/h  |
| 20             | 149    | Janne Harakka       |       | <b>5:13:04,6</b> | +138:08 | 15      | 2:23:24,2 | 2:49:40,4 | 06:45 min/km - 8.86 km/h  |
| 21             | 147    | Hene Karumaa        |       | <b>5:17:09,7</b> | +142:13 | 6       | 2:31:33,2 | 2:45:36,5 | 07:09 min/km - 8.39 km/h  |
| 22             | 150    | Jüri Marcinkevicz   |       | <b>5:27:44,8</b> | +152:49 | 16      | 2:35:21,6 | 2:52:23,2 | 07:19 min/km - 8.18 km/h  |

# ALARI 100. MARATON

## TULEMUSED ÜLDJÄRJESTUSES



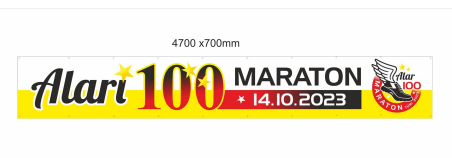
| Koht | Number | Nimi           | Klubi | Tulemus    | Kaotus | Koht VK | Ring 1 | Ring 2 | Kiirus |
|------|--------|----------------|-------|------------|--------|---------|--------|--------|--------|
| -    | 160    | Taavi Linnamäe |       | <b>DNS</b> |        | -       |        |        |        |
| -    | 165    | Valdo Kanemägi |       | <b>DNS</b> |        | -       |        |        |        |

### POOLMARATON

|    |     |                      |  |                  |        |    |           |  |                           |
|----|-----|----------------------|--|------------------|--------|----|-----------|--|---------------------------|
| 1  | 191 | Priit Krull          |  | <b>1:40:33,7</b> | --     | 1  | 1:40:33,7 |  | 04:44 min/km - 12.64 km/h |
| 2  | 135 | Anet Adamson         |  | <b>1:40:55,3</b> | +0:21  | 1  | 1:40:55,3 |  | 04:45 min/km - 12.60 km/h |
| 3  | 136 | Sille Kaljurand      |  | <b>1:41:22,5</b> | +0:48  | 2  | 1:41:22,5 |  | 04:46 min/km - 12.54 km/h |
| 4  | 186 | Marko Tempel         |  | <b>1:44:15,6</b> | +3:41  | 2  | 1:44:15,6 |  | 04:55 min/km - 12.19 km/h |
| 5  | 167 | Allan Pöldmaa        |  | <b>1:44:31,0</b> | +3:57  | 3  | 1:44:31,0 |  | 04:55 min/km - 12.16 km/h |
| 6  | 174 | Jaanus Roosileht     |  | <b>1:44:40,5</b> | +4:06  | 4  | 1:44:40,5 |  | 04:56 min/km - 12.14 km/h |
| 7  | 196 | Toomas Mürsepp       |  | <b>1:48:06,6</b> | +7:32  | 5  | 1:48:06,6 |  | 05:06 min/km - 11.76 km/h |
| 8  | 192 | Randy Orel           |  | <b>1:48:41,8</b> | +8:08  | 6  | 1:48:41,8 |  | 05:07 min/km - 11.69 km/h |
| 9  | 178 | Joonas Jõgi          |  | <b>1:50:32,3</b> | +9:58  | 7  | 1:50:32,3 |  | 05:12 min/km - 11.50 km/h |
| 10 | 187 | Martin Kaschan       |  | <b>1:53:05,9</b> | +12:32 | 8  | 1:53:05,9 |  | 05:20 min/km - 11.24 km/h |
| 11 | 185 | Margus Konnula       |  | <b>1:53:06,3</b> | +12:32 | 9  | 1:53:06,3 |  | 05:20 min/km - 11.24 km/h |
| 12 | 177 | Jasper Alla          |  | <b>1:53:44,7</b> | +13:11 | 10 | 1:53:44,7 |  | 05:21 min/km - 11.18 km/h |
| 13 | 194 | Signe Holm           |  | <b>1:53:49,6</b> | +13:15 | 3  | 1:53:49,6 |  | 05:22 min/km - 11.17 km/h |
| 14 | 169 | Ermo Klukas          |  | <b>1:54:11,7</b> | +13:37 | 11 | 1:54:11,7 |  | 05:23 min/km - 11.13 km/h |
| 15 | 171 | Georg Martin Siemann |  | <b>1:54:52,0</b> | +14:18 | 12 | 1:54:52,0 |  | 05:25 min/km - 11.07 km/h |
| 16 | 166 | Aldo Randmaa         |  | <b>1:55:10,1</b> | +14:36 | 13 | 1:55:10,1 |  | 05:26 min/km - 11.04 km/h |
| 17 | 170 | Ester Marjapuu       |  | <b>1:56:37,0</b> | +16:03 | 4  | 1:56:37,0 |  | 05:30 min/km - 10.90 km/h |
| 18 | 198 | Urmas Siemann        |  | <b>1:59:47,1</b> | +19:13 | 14 | 1:59:47,1 |  | 05:39 min/km - 10.61 km/h |
| 19 | 183 | Maive Leif           |  | <b>1:59:54,6</b> | +19:20 | 5  | 1:59:54,6 |  | 05:39 min/km - 10.60 km/h |
| 20 | 144 | Gert Saamann         |  | <b>1:59:55,7</b> | +19:22 | 15 | 1:59:55,7 |  | 05:39 min/km - 10.60 km/h |
| 21 | 197 | Triin Pärna          |  | <b>2:01:54,5</b> | +21:20 | 6  | 2:01:54,5 |  | 05:45 min/km - 10.43 km/h |
| 22 | 193 | Risto Kadalipp       |  | <b>2:08:43,1</b> | +28:09 | 16 | 2:08:43,1 |  | 06:04 min/km - 9.87 km/h  |
| 23 | 184 | Margit Huttunen      |  | <b>2:12:47,6</b> | +32:13 | 7  | 2:12:47,6 |  | 06:15 min/km - 9.57 km/h  |
| 24 | 188 | Merit Vaarma         |  | <b>2:14:15,4</b> | +33:41 | 8  | 2:14:15,4 |  | 06:20 min/km - 9.47 km/h  |

# ALARI 100. MARATON

## TULEMUSED ÜLDJÄRJESTUSES



| Koht | Number | Nimi           | Klubi | Tulemus          | Kaotus | Koht VK | Ring 1    | Ring 2 | Kiirus                   |
|------|--------|----------------|-------|------------------|--------|---------|-----------|--------|--------------------------|
| 25   | 180    | Kristo Kiik    |       | <b>2:15:43,5</b> | +35:09 | 17      | 2:15:43,5 |        | 06:24 min/km - 9.36 km/h |
| 26   | 199    | Valdo Jahilo   |       | <b>2:15:45,3</b> | +35:11 | 18      | 2:15:45,3 |        | 06:24 min/km - 9.36 km/h |
| 27   | 189    | Neeme Gross    |       | <b>2:17:58,0</b> | +37:24 | 19      | 2:17:58,0 |        | 06:30 min/km - 9.21 km/h |
| 28   | 181    | Kristjan Männa |       | <b>2:24:52,6</b> | +44:18 | 20      | 2:24:52,6 |        | 06:50 min/km - 8.77 km/h |
| 29   | 175    | Janek Oblikas  |       | <b>2:53:15,9</b> | +72:42 | 21      | 2:53:15,9 |        | 08:10 min/km - 7.33 km/h |
| 30   | 190    | Peep Raudsepp  |       | <b>2:54:57,1</b> | +74:23 | 22      | 2:54:57,1 |        | 08:15 min/km - 7.26 km/h |
| -    | 168    | Eero Kookla    |       | <b>DNS</b>       |        | -       |           |        |                          |
| -    | 176    | Jarmo Tamm     |       | <b>DNS</b>       |        | -       |           |        |                          |
| -    | 182    | Luca Faccio    |       | <b>DNS</b>       |        | -       |           |        |                          |
| -    | 195    | Tõnis Pärnala  |       | <b>DNS</b>       |        | -       |           |        |                          |
| -    | 200    | Vello Lillipuu |       | <b>DNS</b>       |        | -       |           |        |                          |
| -    | 172    | Ivi Juknaite   |       | <b>DNS</b>       |        | -       |           |        |                          |
| -    | 179    | Käthlin Paas   |       | <b>DNS</b>       |        | -       |           |        |                          |

Osalejate arv: 61