

# TALLINNA VIIMSI RULLUISUMARATON

## TULEMUSED RIIKIDE ÜLDJÄRJESTUSES - RESULTS BY COUNTRIES



17.08.2019, Viimsi

Korraldaja - Rulliklubi, Eesti Rullisuliit, TopSport OÜ, Jaanus Ritson, Rada: tänavad. Ilm: temperatuur +20 kraadi C, tuul 3 - 5 m/s, vahelduvalt pilves, vahepeal kuiv

Ajamõõtmise tehnika ja korraldus: ANTROTSENTER OÜ, Urmas Paejärvi

Koht	Number	Nimi	Klubi	Riik	Tulemus	Kaotus	Keskmine kiirus	Kiireim	Ring 1	Ring 2	Ring 3	Ring 4
<b>RULLUISUMARATON</b>												
<b>Estonia</b>												
<b>MEHED</b>												
1	1	Marten Liiv	UUS MAA / DIMENSION		<b>1:06:57,37</b>	--	36.91 km/h	<b>15:48,5</b>	15:48	16:01	17:17	17:49
2	7	Aleks Luik	Albe Team/Bont		<b>1:09:16,57</b>	+02:19	35.68 km/h	<b>15:48,0</b>	15:48	17:29	18:01	17:57
3	4	Mart Markus	UUS MAA / DIMENSION		<b>1:09:25,03</b>	+02:27	35.61 km/h	<b>15:48,1</b>	15:48	17:29	17:59	18:07
4	5	Kert Keskspaik	Albe Team/Bont		<b>1:09:27,24</b>	+02:29	35.59 km/h	<b>15:48,8</b>	15:48	17:29	17:59	18:09
5	6	Andrus Kuusk	AT Sport / Sporditurg.ee		<b>1:09:27,66</b>	+02:30	35.58 km/h	<b>15:49,7</b>	15:49	17:28	18:00	18:09
6	11	Gerth Kivima	AT Sport / Sporditurg.ee		<b>1:09:27,79</b>	+02:30	35.58 km/h	<b>15:49,3</b>	15:49	17:31	17:57	18:08
7	19	Ilja Ostsepov	UUS MAA / DIMENSION		<b>1:10:58,81</b>	+04:01	34.82 km/h	<b>16:05,7</b>	16:05	18:21	18:22	18:09
8	26	Ott Telga	Rullibuss Team 01		<b>1:11:02,95</b>	+04:05	34.79 km/h	<b>17:18,4</b>	17:18	18:03	17:57	17:43
9	31	Siim Mägi	Rullibuss Team 01		<b>1:11:03,66</b>	+04:06	34.78 km/h	<b>17:22,6</b>	17:22	18:02	17:56	17:41
10	30	Herlet Kivima	Rullibuss Team 01		<b>1:11:05,56</b>	+04:08	34.77 km/h	<b>17:22,2</b>	17:22	18:03	17:57	17:42
11	36	Karl Kristian Alasi	MTÜ Limitless Lifestyle		<b>1:14:43,55</b>	+07:46	33.08 km/h	<b>17:22,4</b>	17:22	18:03	17:57	21:20
12	79	Janoš Tšonka			<b>1:15:59,82</b>	+09:02	32.52 km/h	<b>18:42,1</b>	18:42	18:45	19:19	19:12
13	49	Pavel Iljin			<b>1:16:02,24</b>	+09:04	32.51 km/h	<b>17:23,2</b>	17:23	18:21	21:01	19:15
14	90	Erkki Pikk	Tempomeistrid		<b>1:29:21,50</b>	+22:24	27.66 km/h	<b>21:57,7</b>	22:22	21:57	22:30	22:30
15	64	Timo Rasmus Janson			<b>1:35:43,41</b>	+28:46	25.82 km/h	<b>23:14,8</b>	23:27	23:14	24:05	24:55
16	65	Taavo Käi			<b>1:36:31,83</b>	+29:34	25.60 km/h	<b>21:57,7</b>	22:22	21:57	22:32	29:38
17	85	Kristo Soitu	Uus Maa / Dimension		<b>2:02:25,69</b>	+55:28	20.19 km/h	<b>28:55,3</b>	29:31	28:55	31:32	32:26
-	41	Ivar Laur	Rullisuklubi 8R		<b>DNF</b>		32.94 km/h	<b>18:45,4</b>	18:45			
-	3	Kaspar Kaljuvee	Albe Team/Bont		<b>DNS</b>							
-	58	Mart Roosimaa	Tartu Rullisuklubi		<b>DNS</b>							
<b>MEHED 40 - 49</b>												
1	20	Antti Haljak			<b>1:10:59,29</b>	--	34.82 km/h	<b>16:05,9</b>	16:05	18:21	18:21	18:09
2	34	Marko Pavlov	SEPAPERRE OÜ		<b>1:11:03,79</b>	+00:04	34.78 km/h	<b>17:19,9</b>	17:19	18:03	17:58	17:42
3	78	Toomas Prangli	Sorainen		<b>1:11:04,25</b>	+00:04	34.78 km/h	<b>17:22,1</b>	17:22	18:02	17:57	17:41
4	95	Jaanus Ritson	Rullisuklubi ABEC		<b>1:11:08,38</b>	+00:09	34.74 km/h	<b>17:21,6</b>	17:21	18:00	17:59	17:47
5	39	Märt Kuus			<b>1:12:23,37</b>	+01:24	34.14 km/h	<b>17:21,3</b>	17:21	18:01	17:58	19:02
6	43	Rauno Vestung	Rullisuklubi 8R		<b>1:12:47,43</b>	+01:48	33.96 km/h	<b>17:21,8</b>	17:21	18:02	17:57	19:25
7	94	Janek Vana	G4S Spordiklubi		<b>1:16:01,85</b>	+05:02	32.51 km/h	<b>18:43,4</b>	18:43	18:44	19:19	19:13
8	59	Allan Kivi	Rullisuklubi 8R		<b>1:16:02,52</b>	+05:03	32.50 km/h	<b>18:43,7</b>	18:43	18:44	19:19	19:15
9	22	Mairo Pukk			<b>1:16:05,35</b>	+05:06	32.48 km/h	<b>17:22,9</b>	17:22	18:03	20:29	20:09
10	91	Remii Vahtra	Tempomeistrid		<b>1:29:06,73</b>	+18:07	27.74 km/h	<b>21:57,3</b>	22:22	21:57	22:30	22:15
11	81	Urmas Grüning	Jõhvi RS		<b>1:29:07,16</b>	+18:07	27.73 km/h	<b>21:58,1</b>	22:24	21:58	22:30	22:13
12	88	Timo Paberit	Merimetsa Hambakliinik		<b>1:51:36,99</b>	+40:37	22.14 km/h	<b>27:00,5</b>	27:00	27:07	28:20	29:08
13	87	Tanel Olek	Bonier		<b>1:57:02,88</b>	+46:03	21.11 km/h	<b>27:14,1</b>	28:53	27:14	29:00	31:54

# TALLINNA VIIMSI RULLUISUMARATON

## TULEMUSED RIIKIDE ÜLDJÄRJESTUSES - RESULTS BY COUNTRIES



Koht	Number	Nimi	Klubi	Riik	Tulemus	Kaotus	Keskmine kiirus	Kiireim	Ring 1	Ring 2	Ring 3	Ring 4
14	89	Margus Leet	Tempomeistrid		<b>1:59:31,54</b>	+48:32	20.68 km/h	<b>28:13,7</b>	29:30	28:13	30:37	31:09
-	70	Ivari Kruusmann	Rakvere Bont		<b>DNF</b>		22.69 km/h	<b>23:25,1</b>	23:25	26:11	32:04	
-	28	Ahti Oks	AT Sport		<b>DNF</b>		34.92 km/h	<b>17:12,1</b>	17:12	18:11		
-	18	Jarek Mäestu	Tartu Inline Team		<b>DNS</b>							
-	56	Jaanus Pappel	Viimsi Sport		<b>DNS</b>							
-	72	Meelis Meigas			<b>DNS</b>							
-	75	Alar Ivanov	Rakvere Bont		<b>DNS</b>							

### MEHED 50 - 59

1	15	Kuido Koppel	AT Sport / Sporditur.ee		<b>1:10:59,42</b>	--	34.82 km/h	<b>16:05,9</b>	16:05	18:22	18:21	18:09
2	23	Sulev Lökk	Rulluisuklubi ABEC		<b>1:10:59,90</b>	+00:00	34.81 km/h	<b>16:05,9</b>	16:05	18:21	18:22	18:10
3	33	Ego Veevel	Rullibuss Team 01		<b>1:11:03,53</b>	+00:04	34.78 km/h	<b>17:12,3</b>	17:12	18:10	17:58	17:41
4	45	Indrek Aarna	AT Sport		<b>1:11:04,50</b>	+00:05	34.78 km/h	<b>17:20,6</b>	17:20	18:03	17:57	17:42
5	24	Jaanus Laugus	Uus Maa / Dimension		<b>1:12:37,75</b>	+01:38	34.03 km/h	<b>17:20,8</b>	17:20	18:03	17:57	19:15
6	38	Tõnu Koppel	AT Sport / Sporditur.ee		<b>1:14:40,68</b>	+03:41	33.10 km/h	<b>17:21,2</b>	17:21	18:03	18:13	21:02
7	47	Toivo Tomingas	UPM AS		<b>1:16:58,84</b>	+05:59	32.11 km/h	<b>18:43,0</b>	18:43	18:45	19:19	20:11
8	93	Meelis Täht			<b>1:29:07,79</b>	+18:08	27.73 km/h	<b>21:57,5</b>	21:57	22:24	22:31	22:14
-	73	Tarmo Fimberg	Rulluisuklubi ABEC		<b>DNS</b>							

### MEHED 60+

1	50	Vladimir Baskakov			<b>1:16:01,97</b>	--	32.51 km/h	<b>18:42,8</b>	18:42	18:45	19:19	19:14
2	55	Vladimir Zaviyalov			<b>1:24:52,49</b>	+08:50	29.12 km/h	<b>20:24,8</b>	20:24	21:48	21:11	21:27
3	54	Anatoli Sevastjanov	tartu rulluisu klub		<b>1:24:53,88</b>	+08:51	29.11 km/h	<b>20:24,4</b>	20:24	21:49	21:09	21:30
4	69	Ain Parve	EESTI PANGA SK		<b>1:44:56,10</b>	+28:54	23.55 km/h	<b>24:32,6</b>	24:32	24:59	27:19	28:04

## RULLUISUMARATON NAISED

### Estonia

#### NAISED

1	201	Saskia Alusalu	Uus Maa / Dimension		<b>1:13:46,34</b>	--	33.50 km/h	<b>17:40,9</b>	17:40	18:31	18:39	18:55
2	203	Kristiine Kalev	Uus Maa / Dimension		<b>1:14:16,91</b>	+00:30	33.27 km/h	<b>17:41,0</b>	17:41	18:30	18:38	19:25
3	208	Elizabeth Jõgi	Albe Team/Bont		<b>1:23:51,64</b>	+10:05	29.47 km/h	<b>19:09,6</b>	19:09	21:54	21:17	21:30
4	211	Olga Gapejeva	Tartu Inline Team		<b>1:27:26,48</b>	+13:40	28.27 km/h	<b>20:50,0</b>	20:50	22:30	22:30	21:35
5	213	Helen Aart	Rakvere Naised		<b>1:27:26,88</b>	+13:40	28.26 km/h	<b>21:23,1</b>	21:23	21:58	22:30	21:35
6	217	Kelly Tõnnus			<b>1:28:08,00</b>	+14:21	28.04 km/h	<b>21:22,7</b>	21:22	21:57	22:32	22:15
7	229	Kerli Kaasik	Bonier		<b>2:16:56,55</b>	+63:10	18.05 km/h	<b>32:26,6</b>	34:38	33:08	36:42	32:26
-	202	Tuuli Vaher	Rakvere Naised		<b>DNF</b>		31.68 km/h	<b>18:28,1</b>	18:28	20:32		
-	206	Mariin Sarap			<b>DNF</b>		30.55 km/h	<b>20:13,5</b>	20:13			
-	223	Liina Kunnus			<b>DNS</b>							
-	226	Eveli Kuusik			<b>DNS</b>							
-	204	Veronica Ivanov	Rakvere Naised		<b>DNS</b>							

### NAISED 40 - 49

1	205	Enel Kõrva			<b>1:22:08,56</b>	--	30.09 km/h	<b>18:28,0</b>	18:28	20:32	21:16	21:51
2	210	Sirje Nurgamaa	Jõhvi RS		<b>1:27:28,73</b>	+05:20	28.25 km/h	<b>20:50,1</b>	20:50	22:31	22:30	21:36

# TALLINNA VIIMSI RULLUISUMARATON

## TULEMUSED RIIKIDE ÜLDJÄRJESTUSES - RESULTS BY COUNTRIES



Koht	Number	Nimi	Klubi	Riik	Tulemus	Kaotus	Keskmine kiirus	Kiireim	Ring 1	Ring 2	Ring 3	Ring 4
3	215	Mari-Liis Sau	Rulluisuklubi ABEC		<b>1:28:08,12</b>	+05:59	28.04 km/h	<b>21:23,0</b>	21:23	21:57	22:30	22:16
4	219	Kristi Rahumägi	Kaheksarattalised Naised		<b>1:54:55,49</b>	+32:46	21.50 km/h	<b>26:01,1</b>	26:01	27:05	29:18	32:29
5	224	Heli Säde			<b>1:58:30,81</b>	+36:22	20.85 km/h	<b>28:13,7</b>	28:30	28:13	30:37	31:08
-	230	Katrin Paberit	Merimetsa Hambakliinik		<b>DNF</b>		16.44 km/h	<b>36:34,2</b>	36:34	38:34		
-	225	Ene Ilver	Rulluisuklubi ABEC		<b>DNS</b>							

### NAISED 50+

1	214	Piret Kruusimaa	Rakvere Naised		<b>1:28:06,99</b>	--	28.05 km/h	<b>21:23,2</b>	21:23	21:58	22:30	22:15
2	218	Ljudmilla Mastovitš	Kaheksarattalised Naised		<b>1:43:57,34</b>	+15:50	23.77 km/h	<b>23:32,7</b>	23:32	24:59	27:18	28:06
3	221	Piret Saare			<b>1:50:37,14</b>	+22:30	22.34 km/h	<b>23:58,5</b>	23:58	29:08	28:21	29:08

### MYFITNESS POOLMARATON

#### Estonia

#### MEHED

1	303	Kristjan Missai	AT Sport		<b>0:37:34,70</b>	--	32.89 km/h	<b>18:09,2</b>	18:09	19:25		
2	307	Sergey Evdokimov	EDS International OÜ		<b>0:40:02,47</b>	+02:27	30.86 km/h	<b>19:14,5</b>	19:14	20:47		
3	335	Hassar Jurs	Tartu Inline Team		<b>0:40:06,61</b>	+02:31	30.81 km/h	<b>19:11,5</b>	19:11	20:55		
4	313	Raivo Rukis			<b>0:40:31,14</b>	+02:56	30.50 km/h	<b>19:23,1</b>	19:23	21:08		
5	322	Marek Saar	Adavere		<b>0:40:57,30</b>	+03:22	30.17 km/h	<b>19:47,9</b>	19:47	21:09		
6	374	Timo Tammsaar			<b>0:43:19,50</b>	+05:44	28.52 km/h	<b>21:23,7</b>	21:23	21:55		
7	387	Alvar Asi			<b>0:43:25,33</b>	+05:50	28.46 km/h	<b>21:22,0</b>	21:22	22:03		
8	337	Lenno Luks			<b>0:43:29,03</b>	+05:54	28.42 km/h	<b>21:19,7</b>	21:19	22:09		
9	332	Jaak Männik			<b>0:43:31,93</b>	+05:57	28.39 km/h	<b>21:24,9</b>	21:24	22:06		
10	371	Ants Sagar			<b>0:43:31,94</b>	+05:57	28.39 km/h	<b>21:20,2</b>	21:20	22:11		
11	328	Ivar Lilla	Tartu inline Team		<b>0:44:24,20</b>	+06:49	27.83 km/h	<b>21:19,4</b>	21:19	23:04		
12	390	Janar Fomatskin			<b>0:44:41,11</b>	+07:06	27.66 km/h	<b>22:01,2</b>	22:01	22:39		
13	345	Reiko Tääker	G4S SK		<b>0:45:25,57</b>	+07:50	27.20 km/h	<b>21:19,9</b>	21:19	24:05		
14	339	Janek Ruusmere	OÜ Meremäe J.E		<b>0:46:46,41</b>	+09:11	26.42 km/h	<b>21:24,6</b>	21:24	25:21		
15	344	Kaido Reinapu			<b>0:47:27,98</b>	+09:53	26.03 km/h	<b>22:58,3</b>	22:58	24:29		
16	343	Kaido Poom	Spordiklubi Pedja		<b>0:48:42,46</b>	+11:07	25.37 km/h	<b>23:53,9</b>	23:53	24:48		
17	391	Endrik Arumägi			<b>0:48:53,06</b>	+11:18	25.28 km/h	<b>24:00,4</b>	24:00	24:52		
18	381	Boriss Teder			<b>0:48:56,54</b>	+11:21	25.25 km/h	<b>24:01,7</b>	24:01	24:54		
19	367	Henry Asi	AV Transport OÜ		<b>0:49:10,55</b>	+11:35	25.13 km/h	<b>23:59,7</b>	23:59	25:10		
20	349	Jevgeni Kulikov	MTÜ Telia Spordiklubi		<b>0:49:41,39</b>	+12:06	24.87 km/h	<b>24:01,1</b>	24:01	25:40		
21	340	Nikita Kulikov			<b>0:50:58,99</b>	+13:24	24.24 km/h	<b>23:08,7</b>	23:08	27:50		
22	392	Marko Mölder			<b>0:51:01,60</b>	+13:26	24.22 km/h	<b>24:00,6</b>	24:00	27:00		
23	382	Sten Sild	Rulluisuklubi 8R algajad		<b>0:51:40,19</b>	+14:05	23.92 km/h	<b>25:00,3</b>	25:00	26:39		
24	350	Argo Viikmann			<b>0:53:03,00</b>	+15:28	23.29 km/h	<b>24:56,1</b>	24:56	28:06		
25	356	Ahto Nikkinen	Akka Disain OÜ		<b>0:53:04,21</b>	+15:29	23.28 km/h	<b>26:17,1</b>	26:17	26:47		
26	377	Toomas Gutman			<b>0:53:41,06</b>	+16:06	23.02 km/h	<b>24:14,5</b>	24:14	29:26		
27	355	Jaak Veskimeister	Tallinki Spordiklubi		<b>0:53:59,12</b>	+16:24	22.89 km/h	<b>25:12,7</b>	25:12	28:46		
28	357	Tarmo Leek	Rulluisuklubi 8R		<b>0:54:46,77</b>	+17:12	22.56 km/h	<b>26:04,5</b>	26:04	28:42		



# TALLINNA VIIMSI RULLUISUMARATON

## TULEMUSED RIIKIDE ÜLDJÄRJESTUSES - RESULTS BY COUNTRIES



Koht	Number	Nimi	Klubi	Riik	Tulemus	Kaotus	Keskmine kiirus	Kiireim	Ring 1	Ring 2	Ring 3	Ring 4
29	368	Andres Keba			<b>0:54:52,09</b>	+17:17	22.52 km/h	<b>26:05,1</b>	26:05	28:46		
30	389	Arvi Suur			<b>0:59:56,88</b>	+22:22	20.61 km/h	<b>28:22,7</b>	28:22	31:34		
31	358	Tõnu Rajando			<b>1:00:08,91</b>	+22:34	20.54 km/h	<b>29:41,6</b>	29:41	30:27		
-	341	Günther Väärt			<b>DNS</b>							
-	365	Kristo Aart	Rakvere Bont		<b>DNS</b>							
-	370	Leho Lemsalu			<b>DNS</b>							
-	372	Toomas Jõgisu	Mr.		<b>DNS</b>							
<b>NAISED</b>												
1	329	Anna Grishina	Rullibuss Team		<b>0:43:24,49</b>	--	28.47 km/h	<b>21:19,5</b>	21:19	22:04		
2	334	Janne Õispuu			<b>0:43:42,12</b>	+00:17	28.28 km/h	<b>21:20,4</b>	21:20	22:21		
3	351	Jana Kuus			<b>0:47:27,26</b>	+04:02	26.04 km/h	<b>22:58,8</b>	22:58	24:28		
4	354	Helina Poom	SK Pedja		<b>0:49:09,74</b>	+05:45	25.14 km/h	<b>23:57,9</b>	23:57	25:11		
5	348	Tea Visse			<b>0:50:13,25</b>	+06:48	24.61 km/h	<b>23:59,5</b>	23:59	26:13		
6	362	Jana Tamberg			<b>0:50:29,89</b>	+07:05	24.47 km/h	<b>24:40,5</b>	24:40	25:49		
7	393	Eda Katmann			<b>0:54:06,41</b>	+10:41	22.84 km/h	<b>26:16,6</b>	26:16	27:49		
8	364	Janika Rukis			<b>0:54:47,60</b>	+11:23	22.55 km/h	<b>26:16,4</b>	26:16	28:31		
9	352	Maarja Reinapu			<b>0:55:09,91</b>	+11:45	22.40 km/h	<b>26:51,3</b>	26:51	28:18		
10	353	Heidi Jürisoo			<b>0:55:09,97</b>	+11:45	22.40 km/h	<b>26:35,7</b>	26:35	28:34		
11	388	Helle Väärsti			<b>1:00:47,76</b>	+17:23	20.33 km/h	<b>28:50,9</b>	28:50	31:56		
12	375	Kerttu Sildvee			<b>1:03:45,07</b>	+20:20	19.38 km/h	<b>31:09,5</b>	31:09	32:35		
13	361	Maria Mällas	SK ProRunner		<b>1:06:12,29</b>	+22:47	18.66 km/h	<b>32:38,7</b>	33:33	32:38		
-	346	Liivika Ivanov	Rakvere Bont		<b>DNS</b>							
<b>NEIUD 15 - 19</b>												
1	318	Getter Rebane	Rakvere Bont		<b>0:40:54,30</b>	--	30.21 km/h	<b>19:48,1</b>	19:48	21:06		
2	319	Viktoria Eistre	SK Tervis		<b>0:40:55,02</b>	+00:00	30.20 km/h	<b>19:48,7</b>	19:48	21:06		
3	323	Nele-Liis Võhma	Rakvere Bont		<b>0:43:23,66</b>	+02:29	28.48 km/h	<b>21:20,7</b>	21:20	22:02		
4	342	Birgit Toming	Rakvere Bont		<b>0:43:24,48</b>	+02:30	28.47 km/h	<b>21:20,8</b>	21:20	22:03		
5	327	Maryte Mooses	Rakvere Bont		<b>0:47:17,05</b>	+06:22	26.13 km/h	<b>22:31,7</b>	22:31	24:45		
6	347	Alexandra Laanemägi	Rakvere Bont		<b>0:48:39,06</b>	+07:44	25.40 km/h	<b>23:59,9</b>	23:59	24:39		
-	360	Maris Praats	Rakvere Bont		<b>DNS</b>							
<b>NEIUD 9 - 14</b>												
1	324	Käroli Kütt	Rullibuss Team		<b>0:40:54,97</b>	--	30.20 km/h	<b>19:48,9</b>	19:48	21:05		
2	376	Lisandra Tarmet	Rullibuss Team		<b>0:47:20,94</b>	+06:25	26.10 km/h	<b>22:32,9</b>	22:32	24:48		
3	379	Victoria Pagar	Rullibuss Team		<b>0:48:38,72</b>	+07:43	25.40 km/h	<b>24:01,9</b>	24:01	24:36		
4	359	Kerli Prohorenko	SK Tervis		<b>0:49:37,97</b>	+08:43	24.90 km/h	<b>24:00,0</b>	24:00	25:37		
5	384	Gerlin Lipp	Rakvere Bont		<b>0:52:06,06</b>	+11:11	23.72 km/h	<b>24:02,2</b>	24:02	28:03		
6	378	Meete Mari Undusk			<b>0:54:06,41</b>	+13:11	22.84 km/h	<b>26:25,9</b>	26:25	27:40		
<b>NOORMEHED 15 - 19</b>												
1	301	Joonas Valge	Uus Maa / Dimension		<b>0:34:49,61</b>	--	35.48 km/h	<b>17:04,1</b>	17:04	17:45		
2	305	Karl-Martin Laasberg	Rakvere Bont		<b>0:37:34,77</b>	+02:45	32.89 km/h	<b>18:09,6</b>	18:09	19:25		
3	321	Siim Kruusmann	Rakvere Bont		<b>0:40:54,85</b>	+06:05	30.20 km/h	<b>19:48,3</b>	19:48	21:06		

# TALLINNA VIIMSI RULLUISUMARATON

## TULEMUSED RIIKIDE ÜLDJÄRJESTUSES - RESULTS BY COUNTRIES



Koht	Number	Nimi	Klubi	Riik	Tulemus	Kaotus	Keskmine kiirus	Kiireim	Ring 1	Ring 2	Ring 3	Ring 4
4	317	Saveli Bogretsov	Tallinna Kiiruisuklubi		<b>0:42:11,37</b>	+07:21	29.29 km/h	<b>20:23,5</b>	20:23	21:47		
<b>NOORMEHED 9 - 14</b>												
1	338	Steffen Soha	Tallinna Kiiruisuklubi		<b>0:43:29,11</b>	--	28.42 km/h	<b>21:21,1</b>	21:21	22:07		
2	336	Philip Jõgi	Rullibuss Team		<b>0:43:58,13</b>	+00:29	28.11 km/h	<b>21:21,5</b>	21:21	22:36		
3	331	Steven Viigand			<b>0:47:20,12</b>	+03:51	26.11 km/h	<b>22:31,5</b>	22:31	24:48		
<b>CHILLI RAHVARULL</b>												
<b>Estonia</b>												
<b>MEHED</b>												
1	530	Kristen Soha	Tallinna Kiiruisuklubi		<b>24:56,8</b>	--	24.77 km/h	<b>24:56,8</b>	24:56			
2	522	Sten Talumaa	Tallinna Kiiruisuklubi		<b>26:04,3</b>	+01:07	23.70 km/h	<b>26:04,3</b>	26:04			
3	553	Meelis Sula			<b>26:48,4</b>	+01:51	23.05 km/h	<b>26:48,4</b>	26:48			
4	544	Urmas Sepp			<b>27:33,7</b>	+02:36	22.42 km/h	<b>27:33,7</b>	27:33			
5	543	Martin Lints			<b>29:06,1</b>	+04:09	21.23 km/h	<b>29:06,1</b>	29:06			
6	524	Aare Kalvik			<b>31:25,0</b>	+06:28	19.67 km/h	<b>31:25,0</b>	31:25			
7	529	Endel Pärje			<b>32:14,4</b>	+07:17	19.16 km/h	<b>32:14,4</b>	32:14			
8	527	Ralf Rooteman	Tallinna Kiiruisuklubi/Hokiklubi Tornaado		<b>33:55,1</b>	+08:58	18.22 km/h	<b>33:55,1</b>	33:55			
9	526	Tarmo Rooteman			<b>33:55,3</b>	+08:58	18.21 km/h	<b>33:55,3</b>	33:55			
10	537	Arno Rööpson			<b>36:38,2</b>	+11:41	16.86 km/h	<b>36:38,2</b>	36:38			
11	556	Toomas Pullerits			<b>39:35,2</b>	+14:38	15.61 km/h	<b>39:35,2</b>	39:35			
12	535	Margus Lints			<b>39:37,6</b>	+14:40	15.59 km/h	<b>39:37,6</b>	39:37			
-	516	Rico-Helander Lichtfeldt	Rakvere Bont		<b>DNS</b>							
<b>NAISED</b>												
1	525	Kerly Saarna			<b>25:34,4</b>	--	24.16 km/h	<b>25:34,4</b>	25:34			
2	554	Nele Sula			<b>26:48,8</b>	+01:14	23.04 km/h	<b>26:48,8</b>	26:48			
3	558	Sigrid Tilk			<b>27:19,9</b>	+01:45	22.61 km/h	<b>27:19,9</b>	27:19			
4	559	Kaidi Unas			<b>28:03,2</b>	+02:28	22.02 km/h	<b>28:03,2</b>	28:03			
5	512	Ketlin Toming	Rakvere Bont		<b>28:28,4</b>	+02:53	21.70 km/h	<b>28:28,4</b>	28:28			
6	515	Heli-Ly Kruusmann	Rakvere Bont		<b>28:28,8</b>	+02:54	21.69 km/h	<b>28:28,8</b>	28:28			
7	514	Carmen Martis	Rakvere Bont		<b>28:29,0</b>	+02:54	21.69 km/h	<b>28:29,0</b>	28:29			
8	542	Keiti Kuus			<b>29:05,9</b>	+03:31	21.23 km/h	<b>29:05,9</b>	29:05			
9	533	Magdaleena Valge	Rullibuss Team		<b>29:16,5</b>	+03:42	21.10 km/h	<b>29:16,5</b>	29:16			
10	539	Romi Buusmann			<b>29:51,6</b>	+04:17	20.69 km/h	<b>29:51,6</b>	29:51			
11	505	Iris Nurgamaa	Jõhvi RS		<b>30:36,8</b>	+05:02	20.18 km/h	<b>30:36,8</b>	30:36			
12	545	Amanda Sepp	HK Roosa Panter		<b>31:24,2</b>	+05:49	19.67 km/h	<b>31:24,2</b>	31:24			
13	523	Mirjam Kalvik			<b>31:24,6</b>	+05:50	19.67 km/h	<b>31:24,6</b>	31:24			
14	546	Lisane Indela	SK "Tervis"		<b>31:51,2</b>	+06:16	19.40 km/h	<b>31:51,2</b>	31:51			
15	531	Kertu Pöldmaa	MTÜ Spordiselts		<b>32:24,6</b>	+06:50	19.06 km/h	<b>32:24,6</b>	32:24			
16	513	Rebecca Ilves	Rakvere Bont		<b>33:01,2</b>	+07:26	18.71 km/h	<b>33:01,2</b>	33:01			
17	517	Eleanora Linkmann	Rakvere Bont		<b>33:01,2</b>	+07:26	18.71 km/h	<b>33:01,2</b>	33:01			
18	560	Laura Mölder			<b>34:31,5</b>	+08:57	17.89 km/h	<b>34:31,5</b>	34:31			

# TALLINNA VIIMSI RULLUISUMARATON

## TULEMUSED RIIKIDE ÜLDJÄRJESTUSES - RESULTS BY COUNTRIES



Koht	Number	Nimi	Klubi	Riik	Tulemus	Kaotus	Keskmine kiirus	Kiireim	Ring 1	Ring 2	Ring 3	Ring 4
19	557	Edyt Taganomm			<b>34:35,6</b>	+09:01	17.86 km/h	<b>34:35,6</b>	34:35			
20	548	Maria Kannelaud	SK "Tervis"		<b>34:41,9</b>	+09:07	17.81 km/h	<b>34:41,9</b>	34:41			
21	538	Merian Rööpson			<b>36:39,4</b>	+11:04	16.85 km/h	<b>36:39,4</b>	36:39			
22	547	Mete-Sofie Tiit	SK "Tervis"		<b>36:53,3</b>	+11:18	16.75 km/h	<b>36:53,3</b>	36:53			
23	534	Terje Lints			<b>39:38,0</b>	+14:03	15.59 km/h	<b>39:38,0</b>	39:38			
24	550	Lilian Tomingas-Frolov	Nortal/MTÜ Spordiselts		<b>40:38,6</b>	+15:04	15.20 km/h	<b>40:38,6</b>	40:38			
25	549	Kaisa Kolbin	SK "Tervis"		<b>46:07,6</b>	+20:33	13.39 km/h	<b>46:07,6</b>	46:07			
-	504	Rachel Karolin Kunda	Rulluisukool		<b>DNS</b>							
-	508	Susanna Pappel	Rullibuss Team		<b>DNS</b>							
-	509	Edme Nurk			<b>DNS</b>							
-	510	Raili Nõlvak			<b>DNS</b>							
-	511	Gerlin Lipp	Rakvere Bont		<b>DNS</b>							
-	528	Gloria Veskimeister			<b>DNS</b>							
-	532	Malle Rohtla			<b>DNS</b>							
-	551	Piret Õun			<b>DNS</b>							

### TUTTY-FRUTTY LASTESÕIT

#### Estonia

#### POISID

1	1055	Kristen Soha	Tallinna Kiiruisuklubi		<b>04:57,1</b>	--	30.28 km/h	<b>4:57,1</b>	4:57			
2	1035	Sten Talumaa	Tallinna Kiiruisuklubi		<b>04:57,5</b>	+00:00	30.24 km/h	<b>4:57,5</b>	4:57			
3	1065	Jesse Valge	Rullibuss Team		<b>06:04,3</b>	+01:07	24.69 km/h	<b>6:04,3</b>	6:04			
4	1034	Marten Mällas			<b>06:45,4</b>	+01:48	22.19 km/h	<b>6:45,4</b>	6:45			
5	1078	Leonid Turovski	Ingri		<b>06:46,9</b>	+01:49	22.11 km/h	<b>6:46,9</b>	6:46			
6	1088	Kevin Käär			<b>07:08,5</b>	+02:11	21.00 km/h	<b>7:08,5</b>	7:08			
7	1018	Andrias Mäeks	Rakvere Bont Rulluisuklubi		<b>07:17,1</b>	+02:20	20.58 km/h	<b>7:17,1</b>	7:17			
8	1073	Artjom Samologo			<b>07:24,8</b>	+02:27	20.23 km/h	<b>7:24,8</b>	7:24			
9	1068	Aleksandr Eidemiller	Tornaado Hk		<b>07:30,2</b>	+02:33	19.99 km/h	<b>7:30,2</b>	7:30			
10	1086	Stepan Antipov	Tornaado		<b>07:39,6</b>	+02:42	19.58 km/h	<b>7:39,6</b>	7:39			
11	1061	Milio Kikkas	TALLINNA KIIRUISUKLUBI		<b>07:39,9</b>	+02:42	19.56 km/h	<b>7:39,9</b>	7:39			
12	1064	Miron Moltšanov	Tornaado spordiklubi		<b>08:06,3</b>	+03:09	18.50 km/h	<b>8:06,3</b>	8:06			
13	1085	Ott Kuus			<b>08:09,8</b>	+03:12	18.37 km/h	<b>8:09,8</b>	8:09			
14	1048	Alek-Jasmer Kull	SK Tervis		<b>08:38,4</b>	+03:41	17.35 km/h	<b>8:38,4</b>	8:38			
15	1082	Henri Saar	Adavere		<b>08:43,5</b>	+03:46	17.19 km/h	<b>8:43,5</b>	8:43			
16	1046	Rasmus Tamm	SK Tervis		<b>08:45,5</b>	+03:48	17.12 km/h	<b>8:45,5</b>	8:45			
17	1007	Robert Kalamees			<b>09:46,4</b>	+04:49	15.34 km/h	<b>9:46,4</b>	9:46			
18	1052	Ander Venno	SK Tervis		<b>09:49,5</b>	+04:52	15.26 km/h	<b>9:49,5</b>	9:49			
-	1012	Wilhelm Orumets			<b>DNS</b>							
-	1028	Rico-Helander Lichtfeldt	Rakvere Bont		<b>DNS</b>							
-	1037	Georg-Kaarel Tingas			<b>DNS</b>							
-	1043	Ralf Rooteman	Tallinna Kiiruisuklubi/Hokiklubi Tornaado		<b>DNS</b>							



# TALLINNA VIIMSI RULLUISUMARATON

## TULEMUSED RIIKIDE ÜLDJÄRJESTUSES - RESULTS BY COUNTRIES






Koht	Number	Nimi	Klubi	Riik	Tulemus	Kaotus	Keskmine kiirus	Kiireim	Ring 1	Ring 2	Ring 3	Ring 4
-	1060	Carl Eric Oks			DNS							
-	1062	Konstantin Kossenkov			DNS							
-	1066	Dmitri Nitsholdt	HK Tornaado		DNS							
-	1083	Rando Saar	Adavere		DNS							
<b>TÜDRUKUD</b>												
1	1002	Lisandra Tarmet	Rullibuss Team		<b>04:16,8</b>	--	35.03 km/h	<b>4:16,8</b>	4:16			
2	1014	Victoria Pagar	Rullibuss Team		<b>04:45,4</b>	+00:28	31.52 km/h	<b>4:45,4</b>	4:45			
3	1049	Lisanne Indela	SK Tervis		<b>05:00,3</b>	+00:43	29.96 km/h	<b>5:00,3</b>	5:00			
4	1027	Heli-Ly Kruusmann	Rakvere Bont		<b>05:05,2</b>	+00:48	29.48 km/h	<b>5:05,2</b>	5:05			
5	1025	Gerlin Lipp	Rakvere Bont		<b>05:07,3</b>	+00:50	29.28 km/h	<b>5:07,3</b>	5:07			
6	1026	Carmen Martis	Rakvere Bont		<b>05:14,3</b>	+00:57	28.63 km/h	<b>5:14,3</b>	5:14			
7	1024	Adeele Aart	Rakvere Bont		<b>05:32,1</b>	+01:15	27.09 km/h	<b>5:32,1</b>	5:32			
8	1044	Kertu Pöldmaa	SK Tervis		<b>05:54,1</b>	+01:37	25.41 km/h	<b>5:54,1</b>	5:54			
9	1029	Eliis Pihlak	Rakvere Bont		<b>05:58,1</b>	+01:41	25.12 km/h	<b>5:58,1</b>	5:58			
10	1041	Mirjam Kalvik			<b>06:00,4</b>	+01:43	24.96 km/h	<b>6:00,4</b>	6:00			
11	1063	Mareli Järve			<b>06:09,2</b>	+01:52	24.37 km/h	<b>6:09,2</b>	6:09			
12	1045	Mete-Sofie Tiit	SK Tervis		<b>06:12,3</b>	+01:55	24.16 km/h	<b>6:12,3</b>	6:12			
13	1059	Aileen Aart	Rakvere Bont		<b>06:47,5</b>	+02:30	22.08 km/h	<b>6:47,5</b>	6:47			
14	1047	Madli Ange	SK Tervis		<b>06:51,2</b>	+02:34	21.88 km/h	<b>6:51,2</b>	6:51			
15	1051	Kaisa Kolbin	SK Tervis		<b>06:53,3</b>	+02:36	21.77 km/h	<b>6:53,3</b>	6:53			
16	1053	Maria Kannelaud	SK Tervis		<b>07:20,0</b>	+03:03	20.45 km/h	<b>7:20,0</b>	7:20			
17	1042	Marta Nagel	CFC Spordiklubi		<b>07:21,5</b>	+03:04	20.38 km/h	<b>7:21,5</b>	7:21			
18	1070	Carola Noormets			<b>07:47,0</b>	+03:30	19.26 km/h	<b>7:47,0</b>	7:47			
19	1001	Iris Vaher			<b>07:57,6</b>	+03:40	18.84 km/h	<b>7:57,6</b>	7:57			
20	1081	Berit Sula			<b>08:09,9</b>	+03:53	18.36 km/h	<b>8:09,9</b>	8:09			
21	1050	Kirke Uus	SK Tervis		<b>08:46,9</b>	+04:30	17.07 km/h	<b>8:46,9</b>	8:46			
22	1077	Anet Pedask			<b>09:09,6</b>	+04:52	16.37 km/h	<b>9:09,6</b>	9:09			
23	1076	Keiti Klaus			<b>09:09,8</b>	+04:52	16.36 km/h	<b>9:09,8</b>	9:09			
24	1019	Aleksandria Mäeks	Rakvere Bont Rulluisuklubi		<b>10:50,9</b>	+06:34	13.82 km/h	<b>10:50,9</b>	10:50			
25	1013	Mirjam Nurgamaa			<b>12:38,0</b>	+08:21	11.87 km/h	<b>12:38,0</b>	12:38			
26	1087	Kertu Uus			<b>16:42,6</b>	+12:25	8.97 km/h	<b>16:42,6</b>	16:42			
-	1006	Linda Kalamees			DNS							
-	1011	Rachel Karolin Kunda	rulluisukool		DNS							
-	1015	Arabella Raie	Rullibuss Team		DNS							
-	1017	Susanna Pappel	Rullibuss Team		DNS							
-	1023	Ketlin Toming	Rakvere Bont		DNS							
-	1030	Melissa Lichtfeldt	Rakvere Bont		DNS							
-	1031	Rebeka Ivanov	Rakvere Bont		DNS							
-	1054	Simona Viikmann			DNS							
-	1056	Maria Vakulich			DNS							
-	1069	Vanessa Noormets			DNS							

# TALLINNA VIIMSI RULLUISUMARATON

## TULEMUSED RIIKIDE ÜLDJÄRJESTUSES - RESULTS BY COUNTRIES



Koht	Number	Nimi	Klubi	Riik	Tulemus	Kaotus	Keskmine kiirus	Kiireim	Ring 1	Ring 2	Ring 3	Ring 4
-	1071	Liisa Tohver			DNS							
-	1072	Ella Tohver			DNS							
-	1084	Helin Kuus			DNS							

Osalejaid 255