

12.08.2018, Viimsi










Korraldaja -Rulliklubi, Eesti Rullisuliit, TopSport OÜ, Jaanus Ritson
















Ajamõõtmise tehnika ja korraldus: ANTROTSENTER OÜ, Urmas Paejärv

Koht	Number	Nimi	Klubi	Riik	Tulemus	Kaotus	Keskmine kiirus	Kiireim	Ring 1	Ring 2	Ring 3	Ring 4
------	--------	------	-------	------	---------	--------	-----------------	---------	--------	--------	--------	--------



RULLUISUMARATON






















MEHED

1	5	Bartosz Chojnacki	Media Creation - Mapei -		1:05:50,902	--	37.54 km/h	15:25,8	16:05	15:25	16:44	17:35
2	1	Reinis Znotins	Powerslide-Laimite		1:05:51,089	+00:00	37.53 km/h	15:26,6	16:04	15:26	16:44	17:35
3	3	Mart Markus	Albe Team/Bont		1:07:06,035	+01:15	36.84 km/h	15:49,4	16:04	15:49	17:30	17:42
4	13	Andrus Kuusk	8R		1:07:06,171	+01:15	36.83 km/h	15:47,7	16:06	15:47	17:29	17:42
5	91	Sandis Reinsons	Powerslide-Laimite		1:07:06,351	+01:15	36.83 km/h	15:47,9	16:05	15:47	17:29	17:42
6	10	Maksim Vysotckii	TEAM UUS MAA		1:07:07,417	+01:16	36.82 km/h	15:47,4	16:04	15:47	17:31	17:44
7	4	Kert Kespaik	Albe Team/Bont		1:07:07,527	+01:16	36.82 km/h	15:47,6	16:04	15:47	17:30	17:44
8	24	Andrei			1:07:07,832	+01:16	36.82 km/h	15:48,2	16:06	15:48	17:29	17:43
9	38	Nils Vähä-Vahe	HTL		1:07:07,977	+01:17	36.82 km/h	15:49,5	16:03	15:49	17:29	17:44
10	16	Janis Jurdžs	Powerslide-Laimite		1:07:08,003	+01:17	36.82 km/h	15:48,1	16:05	15:48	17:30	17:44
11	21	Jani Virtanen	HTL		1:07:08,085	+01:17	36.82 km/h	15:49,2	16:03	15:49	17:30	17:44
12	60	Jani Suihkonen	HTL		1:07:08,332	+01:17	36.81 km/h	15:48,5	16:06	15:48	17:29	17:43
13	103	Ansis Eljasans	FILTER		1:07:08,675	+01:17	36.81 km/h	15:48,4	16:05	15:48	17:29	17:44
14	15	Gerth Kivima	ATsport/sporditurg.ee		1:07:08,773	+01:17	36.81 km/h	15:46,9	16:07	15:46	17:29	17:45
15	8	Lauris Bitenieks	Powerslide-Laimite		1:07:09,222	+01:18	36.81 km/h	15:47,1	16:06	15:47	17:30	17:45
16	9	Lauri Koort	Albe Team/Bont		1:07:40,367	+01:49	36.52 km/h	15:49,7	16:03	15:49	17:30	18:16
17	18	Teemu Ylänen	HTL		1:08:06,878	+02:15	36.29 km/h	15:50,7	16:04	15:50	17:29	18:42
18	11	Ilja Oštšepkov	ATsport/sporditurg.ee		1:09:02,585	+03:11	35.80 km/h	15:51,2	16:03	15:51	18:08	18:59
19	20	Ott Telga	Rullibuss Team		1:12:39,648	+06:48	34.02 km/h	15:47,4	16:07	15:47	19:53	20:50
20	30	Siim Mägi	Rullibuss Team		1:16:36,496	+10:45	32.26 km/h	16:43,2	16:43	19:13	20:16	20:24
21	45	Märt Kuus			1:18:50,132	+12:59	31.35 km/h	18:26,7	18:26	19:42	20:30	20:10
22	100	Janoš Tšonka			1:20:33,601	+14:42	30.68 km/h	18:26,1	18:26	19:49	21:38	20:39
23	48	Ivar Laur			1:22:02,265	+16:11	30.13 km/h	18:26,9	18:26	19:49	22:46	20:59
24	55	Ivo Pusnins			1:22:03,652	+16:12	30.12 km/h	18:26,3	18:26	21:04	21:32	21:01









Koht	Number	Nimi	Klubi	Riik	Tulemus	Kaotus	Keskmine kiirus	Kiireim	Ring 1	Ring 2	Ring 3	Ring 4
25	86	Mart Roosimaa	Tartu Inline Team		1:22:39,035	+16:48	29.90 km/h	18:26,6	18:26	19:48	21:41	22:42
26	99	Pavel Iljin			1:24:48,589	+18:57	29.14 km/h	18:56,3	18:56	20:00	22:09	23:42
27	83	Priit Kallaste	OÜ Inseneribüroo		1:27:09,562	+21:18	28.36 km/h	20:28,9	20:28	21:21	22:40	22:38
28	95	Erkki Pikk			1:30:53,160	+25:02	27.19 km/h	21:59,7	21:59	22:40	23:04	23:09
29	77	Kristo Must	Tartu Rulluisuklubi		1:30:53,460	+25:02	27.19 km/h	21:34,4	21:34	23:04	23:05	23:08
30	96	Raigo Kaldma			1:31:17,671	+25:26	27.07 km/h	21:48,7	21:48	22:49	23:05	23:33
31	76	Taavo Käi			1:41:26,968	+35:36	24.36 km/h	24:04,0	24:04	25:21	26:36	25:25
32	98	Ott Allan Mahlapuu			1:50:00,886	+44:09	22.46 km/h	26:30,2	26:30	27:57	27:46	27:45
-	12	Aleks Luik	Albe Team/Bont		DNF		37.03 km/h	16:04,3	16:04	16:05	17:53	
-	2	Marten Liiv	TEAM UUS MAA		DNF		38.74 km/h	15:49,6	16:04	15:49		
-	6	Kaspar Kaljuvee	Albe Team/Bont		DNS							
-	7	Sandris Šnore	Powerslide-Laimite		DNS							
-	14	Roberts Pundurs	Powerslide-Laimite		DNS							
-	37	Herlet Kivima	Rullibuss Team		DNS							
-	69	Jaan Oder	Tartu Inline Team		DNS							

MEHED 40 - 49













1	19	Jarek Mäestu	Tartu Inline Team		1:11:04,132	--	34.78 km/h	15:49,3	16:05	15:49	17:58	21:11
2	26	Antti Haljak			1:13:57,531	+02:53	33.42 km/h	16:07,8	16:07	17:26	20:02	20:20
3	17	Sulev Loka	ABEC 40 +		1:14:03,964	+02:59	33.37 km/h	16:07,1	16:07	17:27	20:02	20:26
4	27	Dzintars Sarmulis	Filter		1:15:27,113	+04:22	32.76 km/h	16:11,1	16:11	18:27	20:13	20:35
5	31	Janno Luik			1:15:27,363	+04:23	32.76 km/h	16:10,9	16:10	18:27	20:14	20:35
6	28	Ahti Oks			1:16:33,597	+05:29	32.28 km/h	17:05,2	17:05	18:50	20:15	20:21
7	34	Indrek Aarna	ATsport/sporditurg.ee		1:16:35,355	+05:31	32.27 km/h	17:05,0	17:05	18:53	20:14	20:22
8	52	Jaanus Laugus	TEAM UUS MAA		1:16:35,558	+05:31	32.27 km/h	17:04,8	17:04	18:52	20:14	20:23
9	36	Ats Kallais	Albe Tean Bont		1:16:35,773	+05:31	32.27 km/h	17:05,5	17:05	18:51	20:15	20:22
10	35	Frid Kaljas	ABEC Rulluisuklubi		1:16:35,863	+05:31	32.27 km/h	17:05,1	17:05	18:53	20:13	20:23
11	33	Mairo Pukk			1:16:37,011	+05:32	32.26 km/h	17:04,6	17:04	18:53	20:13	20:25
12	57	Rauno Vestung	Kaheksarattalised		1:18:51,582	+07:47	31.34 km/h	18:27,7	18:27	19:41	20:29	20:12
13	41	Marek Lemsalu	ABEC 40 +		1:18:53,824	+07:49	31.33 km/h	17:52,8	17:52	20:17	20:29	20:14
14	64	Priit Kaasik	Jõhvi RS		1:18:54,035	+07:49	31.33 km/h	18:27,0	18:27	19:43	20:29	20:14

Koht	Number	Nimi	Klubi	Riik	Tulemus	Kaotus	Keskmine kiirus	Kiireim	Ring 1	Ring 2	Ring 3	Ring 4
15	93	Peteris Petersons	Laimite		1:18:55,187	+07:51	31.32 km/h	17:33,0	17:33	19:55	21:10	20:16
16	44	Girts Jankovskis	BJC Laimite		1:20:39,738	+09:35	30.64 km/h	18:26,0	18:26	19:49	21:39	20:44
17	58	Urmas Grüning	Jõhvi RS		1:22:02,191	+10:58	30.13 km/h	19:01,0	19:01	20:29	21:33	20:58
18	102	Raul Villo			1:22:02,417	+10:58	30.13 km/h	18:59,1	18:59	20:29	21:34	20:58
19	59	Remii Vahtra	8R		1:22:02,496	+10:58	30.13 km/h	19:00,8	19:00	20:30	21:31	20:59
20	46	Jaanus Pappel	Viimsi Sport		1:22:06,480	+11:02	30.10 km/h	18:25,8	18:25	19:49	21:39	22:11
21	54	Allan Kivi			1:22:07,183	+11:03	30.10 km/h	19:00,1	19:00	20:29	21:32	21:04
22	66	Kristjan Kuntu			1:24:01,953	+12:57	29.41 km/h	18:59,4	18:59	20:30	21:34	22:56
23	70	Kestutis Reimeris			1:30:44,117	+19:39	27.24 km/h	20:28,7	20:28	23:13	24:04	22:57
24	72	Toomas Rump			1:30:45,957	+19:41	27.23 km/h	21:59,8	21:59	22:40	23:04	23:01
25	89	Märt Muttika			1:43:01,535	+31:57	23.99 km/h	23:57,2	23:58	23:57	26:35	28:30
26	94	Margus Leet			1:50:00,625	+38:56	22.47 km/h	27:02,2	27:24	27:02	27:45	27:48
-	104	Jaanus Ritson			DNF		34.36 km/h	16:43,3	16:43	19:14		
-	92	Jussi Väisänen	Drinking team with sports		DNF		25.33 km/h	24:23,5	24:23			
-	42	Anssi Niukkanen	HTL		DNS							
-	49	Meelis Tammre	TEAM UUS MAA		DNS							
-	51	Marti Laidre			DNS							
-	56	Tiit Maas			DNS							
-	79	Alar Ivanov	Rakvere Bont		DNS							
-	80	Sami Tapio			DNS							
-	84	Kiryl Linnik			DNS							











MEHED 50 - 59

1	22	Kuido Koppel	ATsport/sporditurg.ee		1:09:02,675	--	35.80 km/h	15:48,0	16:07	15:48	17:30	19:37
2	25	Ego Veevel	Rullibuss Team		1:15:26,777	+06:24	32.76 km/h	16:10,8	16:10	18:25	20:15	20:35
3	23	Alar Nigul	CFC Spordiklubi		1:15:28,347	+06:25	32.75 km/h	16:09,1	16:09	18:27	20:15	20:36
4	40	Tõnu Koppel	ATsport/sporditurg.ee		1:15:29,863	+06:27	32.74 km/h	16:10,8	16:10	18:27	20:13	20:37
5	87	Aleksandr			1:16:35,148	+07:32	32.27 km/h	17:04,4	17:04	18:53	20:14	20:22
6	47	Mikhail Shkliarov	U SKATE		1:18:49,460	+09:46	31.36 km/h	17:33,2	17:33	19:42	20:57	20:35
7	53	Toivo Tomingas			1:18:52,503	+09:49	31.34 km/h	18:27,5	18:27	19:41	20:30	20:13
8	63	Petri Virtanen	HTL		1:22:01,558	+12:58	30.13 km/h	18:59,6	18:59	20:29	21:33	20:58

TALLINNA RULLUISUMARATON





Koht	Number	Nimi	Klubi	Riik	Tulemus	Kaotus	Keskmine kiirus	Kiireim	Ring 1	Ring 2	Ring 3	Ring 4
9	43	Kari Vuorinen			1:22:01,714	+12:59	30.13 km/h	19:00,0	19:00	20:29	21:35	20:56
10	90	Dag Eriksen	Oslo Speedskaters		1:26:47,500	+17:44	28.48 km/h	20:28,0	20:28	21:20	22:40	22:17
11	61	Tarmo Laht			1:26:52,406	+17:49	28.45 km/h	19:57,2	19:57	21:52	22:40	22:22
12	81	Aleksandr Kuchkov			1:27:07,707	+18:05	28.37 km/h	20:28,2	20:28	21:19	22:40	22:39
13	78	Tarmo Fimberg	ABEC 40 +		1:27:40,867	+18:38	28.19 km/h	20:28,4	20:28	21:20	22:40	23:12
14	101	Urmast Leirost			1:27:56,902	+18:54	28.10 km/h	20:29,2	20:29	21:19	22:41	23:26
15	65	Timo Markkula	Tampereen Pyrintö		1:30:53,628	+21:50	27.19 km/h	18:59,7	18:59	22:58	25:48	23:06
16	68	Veiko Tammik			1:36:39,148	+27:36	25.57 km/h	21:34,3	21:34	23:04	24:53	27:07
17	75	Urmast Tokman			1:42:17,187	+33:14	24.16 km/h	23:59,8	23:59	24:57	26:34	26:45
18	85	Jaan Küünal			1:42:17,632	+33:14	24.16 km/h	24:00,0	24:00	24:57	26:34	26:46
19	97	Toivo Kivi			1:50:00,355	+40:57	22.47 km/h	24:13,8	24:13	27:40	28:53	29:11
-	50	Toomas Silluste			DNF		29.82 km/h	19:56,9	19:56	21:29		

MEHED 60+














1	29	Toivo Rätte	RedBike		1:16:36,101	--	32.27 km/h	17:04,3	17:04	18:53	20:14	20:23
2	39	Vladimir Baskakov			1:20:33,539	+03:57	30.68 km/h	17:52,3	17:52	20:17	21:45	20:38
3	88	Hannu Korkiakoski	OULUN TARMO		1:22:06,007	+05:29	30.10 km/h	18:59,5	18:59	20:31	21:34	21:00
4	67	Anatoli Sevastjanov	Tartu Inline Team		1:26:49,382	+10:13	28.47 km/h	19:57,5	19:57	21:53	22:40	22:18
5	71	Ain Parve			1:30:50,996	+14:14	27.20 km/h	22:01,0	22:01	22:39	23:04	23:06
6	73	Arne Kristian			1:30:51,781	+14:15	27.20 km/h	20:27,9	20:27	22:29	24:08	23:45
7	74	Boriss Teder			1:37:55,507	+21:19	25.24 km/h	22:00,6	22:00	24:45	25:34	25:34
8	82	Lembit Saart			1:37:55,714	+21:19	25.24 km/h	22:00,1	22:00	24:45	25:35	25:34
-	32	Torbjörn Köhler	Tartu Inline Team		DNS							
-	62	Vladimir Zaviyalov			DNS							

RULLUISUMARATON NAISED










NAISED

1	251	Saskia Alusalu	TEAM UUS MAA		1:16:14,097	--	32.42 km/h	17:43,0	17:43	18:30	19:46	20:14
2	254	Kristiine Kalev			1:19:27,308	+03:13	31.11 km/h	17:42,7	17:42	20:01	21:08	20:34
3	252	Tuuli Vaher	Rakvere Naised		1:19:27,605	+03:13	31.11 km/h	17:55,3	17:55	19:49	21:08	20:34
4	262	Julia Barakova	U SKATE		1:19:27,671	+03:13	31.10 km/h	17:55,4	17:55	19:48	21:09	20:34

TALLINNA RULLUISUMARATON




Koht	Number	Nimi	Klubi	Riik	Tulemus	Kaotus	Keskmine kiirus	Kiireim	Ring 1	Ring 2	Ring 3	Ring 4
5	253	Enel Kõrva	Rullisuklubi ABEC / A&T		1:19:27,875	+03:13	31.10 km/h	17:55,8	17:55	19:48	21:08	20:34
6	257	Marta Gara			1:19:32,054	+03:17	31.08 km/h	17:55,7	17:55	19:48	21:09	20:38
7	256	Mariin Sarap			1:25:19,988	+09:05	28.96 km/h	18:40,5	18:40	21:22	22:44	22:32
8	285	Arta Irbe			1:25:20,023	+09:05	28.96 km/h	18:40,4	18:40	21:22	22:44	22:33
9	260	Olga Belova	U SKATE		1:26:07,554	+09:53	28.70 km/h	19:27,4	19:27	21:20	22:39	22:39
10	263	Olga Gapejeva	Tartu Inline Team		1:29:43,558	+13:29	27.55 km/h	20:29,5	20:29	22:15	23:08	23:49
11	281	Eveli Kuusik			1:29:43,898	+13:29	27.54 km/h	21:38,1	21:38	21:58	23:09	22:58
12	274	Mirjam Metslang	Tartu Inline Team		1:36:54,824	+20:40	25.50 km/h	21:39,9	21:39	23:57	25:44	25:33
13	271	Kelly Tõnnus			1:40:25,351	+24:11	24.61 km/h	23:04,9	23:04	25:20	26:37	25:22
14	277	Kadri Lukk			1:41:02,632	+24:48	24.46 km/h	21:38,9	21:38	25:12	26:38	27:32
15	268	Diana Leppsoo			1:48:56,816	+32:42	22.68 km/h	26:25,2	26:25	27:02	27:46	27:42
16	284	Ekaterina			2:02:14,113	+46:00	20.22 km/h	28:28,8	28:28	30:49	31:42	31:13
17	283	Kairi Joasaar			2:09:24,031	+53:09	19.10 km/h	28:46,8	28:46	33:07	33:57	33:31
-	280	Egle Ciuzaitė			DNF		25.25 km/h	23:03,8	23:03	25:52		
-	273	Gerli Eltermaa	Rakvere Naised		DNS							
-	276	Liisi Laaspere	Rakvere Naised		DNS							
-	278	Veronica Ivanov	Rakvere Naised		DNS							
-	279	Helen Aart	Rakvere Naised		DNS							

NAISED 40 - 49

1	255	Diana Kaareste	Rullisuklubi ABEC / A&T		1:19:34,390	--	31.06 km/h	17:55,5	17:55	19:48	21:09	20:40
2	258	Antra Zemite	ASI Ski Box		1:26:07,199	+06:32	28.70 km/h	19:27,5	19:27	21:20	22:40	22:38
3	259	Sirje Nurgamaa	Jõhvi RS		1:28:24,972	+08:50	27.95 km/h	20:29,4	20:29	22:15	23:08	22:30
4	269	Ene Ilver	Rullisuklubi ABEC		1:29:43,363	+10:08	27.55 km/h	21:39,5	21:39	21:54	23:11	22:57
5	267	Mari-Liis Sau	Rullisuklubi Abec		1:29:43,429	+10:09	27.55 km/h	21:38,6	21:38	21:57	23:10	22:57
6	265	Terje Vingisaar			1:29:43,557	+10:09	27.55 km/h	20:29,2	20:29	22:15	23:09	23:49
7	261	Merle Siimsen	8R		1:29:45,976	+10:11	27.53 km/h	21:38,8	21:38	21:55	23:10	23:00
8	270	Kristi Rahumägi	8R		1:48:53,812	+29:19	22.70 km/h	24:05,4	24:05	28:25	28:43	27:39
-	282	Kersti Toots	Tartu Inline Team		DNS							













NAISED 50+

1	266	Piret Kruusimaa	Rakvere Naised		1:29:43,476	--	27.55 km/h	21:38,7	21:38	21:56	23:10	22:57
---	-----	-----------------	----------------	---	--------------------	----	------------	----------------	-------	-------	-------	-------






























Koht	Number	Nimi	Klubi	Riik	Tulemus	Kaotus	Keskmine kiirus	Kiireim	Ring 1	Ring 2	Ring 3	Ring 4
2	264	Ljudmilla Mastovitš			1:36:56,023	+07:12	25.50 km/h	21:39,5	21:39	23:10	26:30	25:35
3	275	Piret Saare			1:40:26,136	+10:42	24.61 km/h	22:58,6	22:58	23:57	26:35	26:55
4	272	Lelde Vancovica			1:43:02,808	+13:19	23.98 km/h	21:40,6	21:40	25:11	26:39	29:32






















MYFITNESS POOLMARATON

MEHED








1	311	Kristjan Missai			0:36:08,41	--	34.20 km/h	17:29,0	17:29	18:39		
2	314	Kaspars Krastins	ASI		0:36:39,04	+00:30	33.72 km/h	17:29,2	17:29	19:09		
3	346	Marko Rahkonen	KP		0:38:59,71	+02:51	31.69 km/h	18:36,3	18:36	20:23		
4	302	Arvis Miežitis	BJC Laimīte		0:39:02,94	+02:54	31.65 km/h	18:06,5	18:06	20:56		
5	392	Sten-Mark Virro	Kuldsed Käed / Team		0:39:32,30	+03:23	31.26 km/h	18:36,1	18:36	20:56		
6	323	Mikhail Zhilin	Sankt-Peterburg		0:41:07,32	+04:58	30.05 km/h	19:24,1	19:24	21:43		
7	394	Vladimir Tsy-pin	U Skate		0:42:07,24	+05:58	29.34 km/h	19:27,4	19:27	22:39		
8	316	Hassar Jurs	Tartu Inline Team		0:42:31,82	+06:23	29.06 km/h	20:51,7	20:51	21:40		
9	403	Alvar Asi			0:44:02,94	+07:54	28.05 km/h	21:25,7	21:25	22:37		
10	347	Didzis Tolmanis			0:45:38,13	+09:29	27.08 km/h	21:56,8	21:56	23:41		
11	387	Johannes Ütsik			0:45:40,78	+09:32	27.05 km/h	21:57,0	21:57	23:43		
12	341	Ivar Lilla	TARTU INLINE TEAM		0:46:00,59	+09:52	26.86 km/h	22:16,5	22:16	23:44		
13	340	Nikolai Tšihhatšjov			0:46:00,74	+09:52	26.86 km/h	22:03,6	22:03	23:57		
14	407	Maikel Mikson			0:46:03,10	+09:54	26.83 km/h	22:15,4	22:15	23:47		
15	359	Argo Viikmann			0:46:03,23	+09:54	26.83 km/h	22:15,2	22:15	23:47		
16	338	Ivari Kruusmann	Rakvere Bont		0:46:53,22	+10:44	26.36 km/h	21:13,4	21:13	25:39		
17	349	Kaido Reinapu			0:48:16,83	+12:08	25.60 km/h	23:15,1	23:15	25:01		
18	345	Toomas Uueküla			0:48:23,70	+12:15	25.53 km/h	22:41,2	22:41	25:42		
19	408	Henry Asi			0:48:29,63	+12:21	25.48 km/h	23:34,5	23:34	24:55		
20	386	Andres Keba			0:48:30,07	+12:21	25.48 km/h	23:33,5	23:33	24:56		
21	360	Aare Kalvik			0:48:31,75	+12:23	25.46 km/h	23:33,8	23:33	24:57		
22	358	Marko Mölder			0:48:31,76	+12:23	25.46 km/h	23:35,2	23:35	24:56		
23	384	Reiko Tääker			0:48:32,87	+12:24	25.45 km/h	23:33,2	23:33	24:59		
24	405	Koit Veeorg			0:48:34,74	+12:26	25.44 km/h	23:33,4	23:33	25:01		



























TALLINNA RULLUISUMARATON

Koht	Number	Nimi	Klubi	Riik	Tulemus	Kaotus	Keskmine kiirus	Kiireim	Ring 1	Ring 2	Ring 3	Ring 4
25	399	Jevgeni Kulikov			0:48:35,66	+12:27	25.43 km/h	23:35,1	23:35	25:00		
26	364	Tarmo Leek	Kaheksarattalised		0:48:39,87	+12:31	25.39 km/h	23:33,9	23:33	25:05		
27	373	Timo Rasmus			0:49:40,68	+13:32	24.88 km/h	24:10,6	24:10	25:30		
28	383	Meelis Sula			0:49:43,80	+13:35	24.85 km/h	23:02,7	23:02	26:41		
29	363	Timo Saks			0:49:45,55	+13:37	24.83 km/h	23:34,2	23:34	26:11		
30	396	Leho Lemsalu			0:49:49,83	+13:41	24.80 km/h	24:10,8	24:10	25:38		
31	398	Rauno Treufeldt			0:50:36,65	+14:28	24.42 km/h	23:44,3	23:44	26:52		
32	366	Jaak Veskimeister	Tallinki Spordiklubi		0:51:36,62	+15:28	23.94 km/h	23:43,1	23:43	27:53		
33	365	Meelis Meigas			0:52:26,89	+16:18	23.56 km/h	25:24,5	25:24	27:02		
34	400	Nikita Kulikov			0:52:27,69	+16:19	23.56 km/h	24:46,5	24:46	27:41		
35	377	Vaido Vares	Tartu inline team		0:55:22,94	+19:14	22.31 km/h	26:01,3	26:01	29:21		
36	390	Toomas Jõgisu			0:58:09,46	+22:01	21.25 km/h	27:52,9	27:52	30:16		
37	369	Tõnu Rajando			0:59:11,76	+23:03	20.87 km/h	28:57,7	28:57	30:14		
-	395	Kaur Meressaar			DNF		34.08 km/h	18:07,8	18:07			
-	343	Kristo Aart	Rakvere Bont		DNF		27.26 km/h	22:40,1	22:40			
-	356	Rene Tühane	Kuldsed Käed / Team		DNF		25.12 km/h	24:35,8	24:35			
-	317	Raivo Rukis			DNS							
-	321	Ainars Ozols			DNS							
-	322	Siim Sander Rooba			DNS							
-	331	Aldis Sjucillo	BJC Laimīte		DNS							
-	352	Ragnar Toom			DNS							
-	368	Enn Tühane	Kuldsed Käed / Team		DNS							
-	374	Lenno Luks			DNS							
-	376	Ants Sagar			DNS							
-	378	Marek Väljari	Kuldsed Käed / Team		DNS							
-	389	Ilja Tschernaik			DNS							
NAISED												
1	330	Daiga Gavarina			0:42:28,65	--	29.09 km/h	20:35,8	20:35	21:52		
2	397	Kersti Toots	Tartu Inline Team		0:42:31,88	+00:03	29.06 km/h	20:51,8	20:51	21:40		
3	409	Sandra Alusalu			0:42:32,66	+00:04	29.05 km/h	20:35,5	20:35	21:57		

Koht	Number	Nimi	Klubi	Riik	Tulemus	Kaotus	Keskmine kiirus	Kiireim	Ring 1	Ring 2	Ring 3	Ring 4
4	334	Anna Grišina	Rullibuss Team		0:42:32,84	+00:04	29.05 km/h	20:36,7	20:36	21:56		
5	328	Gunita Snikere	BJC Laimite		0:44:23,39	+01:54	27.84 km/h	20:37,2	20:37	23:46		
6	351	Evija Graumane	BJC Laimite		0:45:53,54	+03:24	26.93 km/h	21:13,5	21:13	24:40		
7	361	Getter Kiisk	Tartu Inline Team		0:46:00,57	+03:31	26.86 km/h	22:16,0	22:16	23:44		
8	391	Joanna Chojnacka			0:48:30,09	+06:01	25.48 km/h	23:35,6	23:35	24:54		
9	350	Reet Kruusmann	Rakvere Bont		0:48:30,85	+06:02	25.47 km/h	22:15,6	22:15	26:15		
10	357	Maarja Reinapu			0:48:32,03	+06:03	25.46 km/h	23:04,1	23:04	25:27		
11	404	Marju Randlepp			0:48:32,10	+06:03	25.46 km/h	22:17,7	22:17	26:14		
12	375	Heidi Jürisoo			0:48:47,55	+06:18	25.33 km/h	23:34,7	23:34	25:12		
13	385	Jana Tamberg			0:52:21,28	+09:52	23.60 km/h	24:51,8	24:51	27:29		
14	388	Marika Kuusik			0:53:33,27	+11:04	23.07 km/h	26:00,2	26:00	27:33		
15	382	Helina Poom			0:55:39,35	+13:10	22.20 km/h	26:26,2	26:26	29:13		
16	393	Katriin Loorents			0:58:37,65	+16:09	21.08 km/h	26:14,3	26:14	32:23		
-	335	Janne Õispuu			DNF		28.69 km/h	21:32,2	21:32			
-	370	Marion Kuntu			DNF		20.93 km/h	29:30,8	29:30			
-	324	Ieva Berlande			DNS							
-	325	Denisa	ASI-SkiBox		DNS							
-	353	Tea Visse			DNS							
-	354	Janika Rukis			DNS							
-	355	Liivika Ivanov	Rakvere Bont		DNS							
-	371	Edyt Taganõmm			DNS							

NEIUD 15 - 19




























1	320	Elizabeth Jõgi	Albe Team/Bont		0:36:39,87	--	33.71 km/h	17:29,0	17:29	19:10		
2	333	Nele-Liis Võhma	Rakvere Bont		0:42:27,56	+05:47	29.11 km/h	20:36,7	20:36	21:50		
3	339	Birgit Toming	Rakvere Bont		0:42:27,69	+05:47	29.10 km/h	20:36,8	20:36	21:50		
4	327	Maryte Mooses	Rakvere Bont		0:42:28,00	+05:48	29.10 km/h	20:36,2	20:36	21:51		
5	332	Elizabete Anna			0:42:28,48	+05:48	29.09 km/h	20:38,2	20:38	21:50		
6	344	Getter Rebane	Rakvere Bont		0:42:28,94	+05:49	29.09 km/h	20:36,5	20:36	21:52		
7	381	Maris Praats	Rakvere Bont		0:57:57,92	+21:18	21.32 km/h	26:26,9	26:26	31:31		






























Koht	Number	Nimi	Klubi	Riik	Tulemus	Kaotus	Keskmine kiirus	Kiireim	Ring 1	Ring 2	Ring 3	Ring 4
NEIUD 9 - 14												
1	304	Laura Jankovska	BJC Laimīte		0:36:37,25	--	33.75 km/h	17:29,3	17:29	19:07		
2	306	Agate Priedite	BJC Laimīte		0:36:37,26	+00:00	33.75 km/h	17:29,6	17:29	19:07		
3	305	Patricija Elizabete	BJC Laimīte		0:36:37,32	+00:00	33.75 km/h	17:29,4	17:29	19:07		
4	310	Anna Krumina	ASI		0:38:34,74	+01:57	32.03 km/h	17:56,7	17:56	20:37		
5	307	Ance Kucina	ASI Ski-Box		0:38:34,85	+01:57	32.03 km/h	17:56,6	17:56	20:38		
6	329	Katrina Kalvane	BJC Laimīte		0:42:28,16	+05:50	29.10 km/h	20:36,0	20:36	21:52		
7	336	Käroli Kütt	Rullibuss Team		0:45:36,73	+08:59	27.09 km/h	20:41,8	20:41	24:54		
8	372	Alexandra	Rakvere Bont		0:51:25,96	+14:48	24.03 km/h	23:03,4	23:03	28:22		
-	379	Kirsi Gertrud			DNF		20.58 km/h	30:01,5	30:01			
-	342	Loreta Luize	SK Ziemelpols		DNS							
-	380	Kristin Aart	Rakvere Bont		DNS							
NOORMEHED 15 - 19												
1	308	Artis Pencis	BJC Laimīte		0:36:42,40	--	33.67 km/h	17:29,7	17:29	19:12		
2	313	Saveli Bogretsov			0:41:08,39	+04:25	30.04 km/h	19:24,0	19:24	21:44		
3	315	Arnis Prieditis	BJC Laimīte		0:42:07,21	+05:24	29.34 km/h	20:35,9	20:35	21:31		
-	301	Sandis Reinsons	BJC Laimīte		DNS							
-	326	Edgars Nezamovs	BJC Laimīte		DNS							
NOORMEHED 9 - 14												
1	303	Arturs Andris	ASI		0:36:37,16	--	33.75 km/h	17:29,8	17:29	19:07		
2	309	Karl-Martin	Rakvere Bont		0:36:39,66	+00:02	33.71 km/h	17:29,5	17:29	19:10		
3	312	Gustavs Vacietis	ASI		0:38:35,79	+01:58	32.02 km/h	17:56,9	17:56	20:38		
4	318	Lukass Pusnins			0:38:36,01	+01:58	32.02 km/h	17:57,1	17:57	20:38		
5	337	Siim Kruusmann	Rakvere Bont		0:42:27,55	+05:50	29.11 km/h	20:35,6	20:35	21:51		
6	348	Philip Jõgi	Rullibuss Team		0:43:46,74	+07:09	28.23 km/h	20:37,0	20:37	23:09		
7	367	Steffen Soha			0:52:25,78	+15:48	23.57 km/h	23:48,8	23:48	28:36		
8	362	Steven Viigand			0:53:07,16	+16:29	23.26 km/h	24:31,0	24:31	28:36		
9	406	Mairon Moisto			0:57:26,85	+20:49	21.51 km/h	26:07,6	26:07	31:19		
-	319	Ralfs Konrads	BJC Laimīte		DNS							
















Koht	Number	Nimi	Klubi	Riik	Tulemus	Kaotus	Keskmine kiirus	Kiireim	Ring 1	Ring 2	Ring 3	Ring 4
------	--------	------	-------	------	---------	--------	-----------------	---------	--------	--------	--------	--------

CHILLI RAHVARULL

MEHED













1	560	Imants Sakss	SK ASI		0:20:54,37	--	29.56 km/h	20:54,3	20:54			
2	513	Arno Pusnins			0:22:02,95	+01:08	28.02 km/h	22:02,9	22:02			
3	558	Kristofers	ASI Ski-box		0:22:04,75	+01:10	27.99 km/h	22:04,7	22:04			
4	501	Karlis Lejstrauts	BJC "Laimīte"		0:22:10,69	+01:16	27.86 km/h	22:10,6	22:10			
5	547	Alberts Krumins	SK ASI		0:22:19,42	+01:25	27.68 km/h	22:19,4	22:19			
6	559	Kirils Sakss	SK ASI		0:23:30,89	+02:36	26.28 km/h	23:30,8	23:30			
7	563	Robin Luik			0:23:35,38	+02:41	26.19 km/h	23:35,3	23:35			
8	555	Andis Znatnajs			0:23:38,39	+02:44	26.14 km/h	23:38,3	23:38			
9	525	Ricards Liepins	BJC Laimite		0:24:34,92	+03:40	25.14 km/h	24:34,9	24:34			
10	561	Renet Riitsalu	Tartu Slalom		0:24:55,10	+04:00	24.80 km/h	24:55,1	24:55			
11	553	Andis Ozolins			0:25:42,28	+04:47	24.04 km/h	25:42,2	25:42			
12	522	Janis Lejstrauts	BJC Laimite		0:25:55,26	+05:00	23.84 km/h	25:55,2	25:55			
13	504	Rene Nārep			0:26:58,84	+06:04	22.90 km/h	26:58,8	26:58			
14	515	Taimo Lipp	Rakvere Bont		0:28:00,80	+07:06	22.06 km/h	28:00,8	28:00			
15	549	Endel Pärje			0:28:03,95	+07:09	22.01 km/h	28:03,9	28:03			
16	562	Kimmo Juhani			0:28:34,23	+07:39	21.63 km/h	28:34,2	28:34			
17	536	Urmas Sepp			0:30:02,35	+09:07	20.57 km/h	30:02,3	30:02			
18	544	Tarmo Margat	KitmanThulema		0:31:24,70	+10:30	19.67 km/h	31:24,7	31:24			
19	564	Karl-Robert Promm			0:31:43,66	+10:49	19.47 km/h	31:43,6	31:43			
20	401	Ralf Rooteman			0:36:01,85	+15:07	17.15 km/h	36:01,8	36:01			
21	402	Tarmo Rooteman			0:36:02,39	+15:08	17.14 km/h	36:02,3	36:02			
-	1504	Rene Nārep			DNS							
-	505	Rodrigo Saudins	BJC Laimite		DNS							
-	506	Kristaps Nezamovs	BJC Laimite		DNS							
-	517	Mairon Moisto			DNS							
-	521	Renars Saudins	BJC Laimite		DNS							
-	550	Carl Eric Oks			DNS							

Koht	Number	Nimi	Klubi	Riik	Tulemus	Kaotus	Keskmine kiirus	Kiireim	Ring 1	Ring 2	Ring 3	Ring 4
NAISED												
1	546	Katrina Krumina	SK ASI		0:22:08,96	--	27.90 km/h	22:08,9	22:08			
2	507	Sofija Tina Snikere	BJC Laimite		0:22:10,89	+00:01	27.86 km/h	22:10,8	22:10			
3	512	Victoria Pagar	Rullibuss Team		0:24:17,53	+02:08	25.44 km/h	24:17,5	24:17			
4	529	Susanna Pappel	Rullibuss Team		0:24:17,64	+02:08	25.43 km/h	24:17,6	24:17			
5	533	Lisandra Tarmet	Rullibuss Team		0:24:18,37	+02:09	25.42 km/h	24:18,3	24:18			
6	527	Beate Tolmane			0:24:55,02	+02:46	24.80 km/h	24:55,0	24:55			
7	502	Marta Lejstrauta	BJC "Laimite"		0:25:12,53	+03:03	24.51 km/h	25:12,5	25:12			
8	567	Magdaleena Valge			0:25:14,31	+03:05	24.48 km/h	25:14,3	25:14			
9	537	Jaanika Arm			0:25:23,87	+03:14	24.33 km/h	25:23,8	25:23			
10	535	Daniela Anna	SK ASI		0:25:26,19	+03:17	24.29 km/h	25:26,1	25:26			
11	538	Laura Uustal			0:25:26,93	+03:17	24.28 km/h	25:26,9	25:26			
12	556	Alina Rump			0:26:36,17	+04:27	23.23 km/h	26:36,1	26:36			
13	568	Rachel Karolin			0:27:21,17	+05:12	22.59 km/h	27:21,1	27:21			
14	503	Astra Lejstrauta	BJC "Laimite"		0:27:41,45	+05:32	22.31 km/h	27:41,4	27:41			
15	523	Gloria Veskimeister	Rull-iluuisuklubi "FOX"		0:28:01,24	+05:52	22.05 km/h	28:01,2	28:01			
16	514	Gerlin Lipp	Rakvere Bont		0:28:06,67	+05:57	21.98 km/h	28:06,6	28:06			
17	520	Inga Priedite	BJC Laimite		0:28:10,79	+06:01	21.93 km/h	28:10,7	28:10			
18	557	Mairis Kangro			0:28:14,48	+06:05	21.88 km/h	28:14,4	28:14			
19	543	Kerly Saarna			0:28:23,98	+06:15	21.76 km/h	28:23,9	28:23			
20	508	Emilija Racika	BJC Laimite		0:28:24,73	+06:15	21.75 km/h	28:24,7	28:24			
21	530	Kerli Prohorenko	SK Tervis		0:29:16,20	+07:07	21.11 km/h	29:16,2	29:16			
22	551	Iris Nurgamaa			0:29:22,81	+07:13	21.03 km/h	29:22,8	29:22			
23	548	Ketlin Toming	Rakvere Bont		0:29:23,01	+07:14	21.03 km/h	29:23,0	29:23			
24	539	Aveli Kornel			0:29:23,81	+07:14	21.02 km/h	29:23,8	29:23			
25	532	Heli-Ly Kruusmann	Rakvere Bont		0:29:24,16	+07:15	21.01 km/h	29:24,1	29:24			
26	554	Tina Karolina			0:29:45,85	+07:36	20.76 km/h	29:45,8	29:45			
27	552	Nele Sula			0:31:21,35	+09:12	19.70 km/h	31:21,3	31:21			
28	516	Rebecca Ilves	Rakvere Bont		0:31:46,17	+09:37	19.45 km/h	31:46,1	31:46			
29	540	Lemme Berkis			0:35:30,78	+13:21	17.40 km/h	35:30,7	35:30			





























Koht	Number	Nimi	Klubi	Riik	Tulemus	Kaotus	Keskmine kiirus	Kiireim	Ring 1	Ring 2	Ring 3	Ring 4
30	541	Helina Uiibo			0:35:56,33	+13:47	17.19 km/h	35:56,3	35:56			
31	524	Kaia-Liisa Habicht			0:36:10,75	+14:01	17.08 km/h	36:10,7	36:10			
32	519	Simona Saks			0:36:11,17	+14:02	17.07 km/h	36:11,1	36:11			
33	566	Jekaterina Trunin			0:39:40,30	+17:31	15.57 km/h	39:40,3	39:40			
34	565	Anna Zaskaleta			0:41:16,62	+19:07	14.97 km/h	41:16,6	41:16			
-	545	Eve Uueküla			DNF							
-	509	Estere Kalvane	BJC Laimite		DNS							
-	510	Raili Nõlvak			DNS							
-	511	Romi Buusmann			DNS							
-	518	Merili Saks			DNS							
-	526	Kristiina Piikmann			DNS							
-	528	Sigrid Tilk			DNS							
-	531	Raili Rahumägi			DNS							
-	534	Maarja-Liis Loodus			DNS							
-	542	Eleanora Linkmann	Rakvere Bont		DNS							

TUTTY-FRUTTY LASTESÕIT


POISID































1	1018	Lukass Pusnins			0:03:57,97	--	37.81 km/h	3:57,9	3:57			
2	1061	Gustavs Vacietis	SK ASI		0:03:58,12	+00:00	37.79 km/h	3:58,1	3:58			
3	1019	Arno Pusnins			0:04:28,45	+00:30	33.52 km/h	4:28,4	4:28			
4	1078	Elias Walden	HTL		0:04:35,77	+00:37	32.63 km/h	4:35,7	4:35			
5	1080	Kirils Sakss			0:04:39,35	+00:41	32.21 km/h	4:39,3	4:39			
6	1033	Ricards Liepins			0:04:39,78	+00:41	32.16 km/h	4:39,7	4:39			
7	1076	Viljami Ylänen	HTL		0:04:41,44	+00:43	31.97 km/h	4:41,4	4:41			
8	1083	Robin Luik			0:04:50,76	+00:52	30.95 km/h	4:50,7	4:50			
9	1002	Karlis Lejstrauts	BJC "Laimīte"		0:04:51,23	+00:53	30.90 km/h	4:51,2	4:51			
10	1010	Renet Riitsalu	Tartu Slalom		0:04:53,71	+00:55	30.64 km/h	4:53,7	4:53			
11	1086	Martin Saaroja			0:05:12,13	+01:14	28.83 km/h	5:12,1	5:12			
12	1045	Kristjan Prohorenko	SK Tervis		0:05:14,25	+01:16	28.63 km/h	5:14,2	5:14			

TALLINNA RULLUISUMARATON






















Koht	Number	Nimi	Klubi	Riik	Tulemus	Kaotus	Keskmine kiirus	Kiireim	Ring 1	Ring 2	Ring 3	Ring 4
13	1077	Joonas Meuronen	HTL		0:05:14,73	+01:16	28.59 km/h	5:14,7	5:14			
14	1085	Aleksei Beljajev			0:05:49,40	+01:51	25.75 km/h	5:49,4	5:49			
15	1071	Kristen Soha			0:06:20,47	+02:22	23.65 km/h	6:20,4	6:20			
16	1035	Andrius Mäeks			0:06:29,17	+02:31	23.12 km/h	6:29,1	6:29			
17	1070	Erik Kask			0:06:53,69	+02:55	21.75 km/h	6:53,6	6:53			
18	1062	Okko Ovaska			0:06:55,10	+02:57	21.68 km/h	6:55,1	6:55			
19	1087	Hendrik Kibus			0:07:04,24	+03:06	21.21 km/h	7:04,2	7:04			
20	1037	Aleksandr			0:07:17,03	+03:19	20.59 km/h	7:17,0	7:17			
21	1084	Stepan Antipov			0:08:23,58	+04:25	17.87 km/h	8:23,5	8:23			
22	1089	Wilhelm Orumets			0:08:35,35	+04:37	17.46 km/h	8:35,3	8:35			
23	1053	Miron Moltšanov			0:08:42,30	+04:44	17.23 km/h	8:42,3	8:42			
24	1088	Georg Tingas			0:09:05,95	+05:07	16.48 km/h	9:05,9	9:05			
25	1058	Mart Anga			0:09:57,58	+05:59	15.06 km/h	9:57,5	9:57			
26	1051	Sebastian Luks			0:10:03,33	+06:05	14.91 km/h	10:03,3	10:03			
27	1081	Kristofer Riitsalu			0:11:11,64	+07:13	13.39 km/h	11:11,6	11:11			
-	1580	Kirils Sakss	SK ASI		DNS							
-	1005	Ralf Rooteman	HK TORNAADO		DNS							
-	1011	Ralfs Konrads	BJC Laimite		DNS							
-	1012	Rodrigo Saudins	BJC Laimite		DNS							
-	1013	Kristaps Nezamovs	BJC Laimite		DNS							
-	1024	Rico-Helander	Rakvere Bont		DNS							
-	1026	Mairon Moisto			DNS							
-	1032	Steven Viigand			DNS							
-	1038	Carl Eric Oks			DNS							
-	1050	Markuss	BJC "Laimite"		DNS							
-	1054	Dmitri Nitsholdt			DNS							
-	1060	Edvards Vacietis	SK ASI		DNS							
-	1068	Robert Kalamees			DNS							

TÜDRUKUD

1	1027	Anna Krumina	SK ASI		0:04:01,55	--	37.25 km/h	4:01,5	4:01			
---	------	--------------	--------	---	-------------------	----	------------	---------------	------	--	--	--

Koht	Number	Nimi	Klubi	Riik	Tulemus	Kaotus	Keskmine kiirus	Kiireim	Ring 1	Ring 2	Ring 3	Ring 4
2	1001	Amanda Eihmane	Sk-ASI		0:04:10,84	+00:09	35.87 km/h	4:10,8	4:10			
3	1007	Loreta Luize	SK Ziemelpols		0:04:11,02	+00:09	35.85 km/h	4:11,0	4:11			
4	1028	Katrina Krumina	SK ASI		0:04:39,94	+00:38	32.14 km/h	4:39,9	4:39			
5	1009	Susanna Pappel	Rullibuss Team		0:04:40,09	+00:38	32.13 km/h	4:40,0	4:40			
6	1090	Magdaleena Valge			0:04:40,97	+00:39	32.03 km/h	4:40,9	4:40			
7	1052	Lisandra Tarmet	Rullibuss Team		0:04:42,55	+00:41	31.85 km/h	4:42,5	4:42			
8	1014	Sofija Tina Snikere	BJC Laimite		0:04:47,65	+00:46	31.28 km/h	4:47,6	4:47			
9	1003	Marta Lejstrauta	BJC "Laimite"		0:04:47,99	+00:46	31.25 km/h	4:47,9	4:47			
10	1017	Victoria Pagar	Rullibuss Team		0:04:52,31	+00:50	30.78 km/h	4:52,3	4:52			
11	1008	Daniela Anna			0:05:01,98	+01:00	29.80 km/h	5:01,9	5:01			
12	1039	Beate Tolmane			0:05:11,20	+01:09	28.91 km/h	5:11,2	5:11			
13	1015	Emilija Racika	BJC Laimite		0:05:12,05	+01:10	28.84 km/h	5:12,0	5:12			
14	1004	Iris Nurgamaa	Jõhvi RS		0:05:12,82	+01:11	28.77 km/h	5:12,8	5:12			
15	1079	Ida Holopainen	HLK		0:05:13,20	+01:11	28.73 km/h	5:13,2	5:13			
16	1023	Heli-Ly Kruusmann	Rakvere Bont		0:05:13,73	+01:12	28.68 km/h	5:13,7	5:13			
17	1020	Ketlin Toming	Rakvere Bont		0:05:24,69	+01:23	27.71 km/h	5:24,6	5:24			
18	1022	Gerlin Lipp	Rakvere Bont		0:05:28,26	+01:26	27.41 km/h	5:28,2	5:28			
19	1091	Rachel Karolin			0:05:33,46	+01:31	26.98 km/h	5:33,4	5:33			
20	1056	Amanda Sepp			0:05:39,87	+01:38	26.48 km/h	5:39,8	5:39			
21	1043	Andruse Andra	SK Tervis		0:06:01,37	+01:59	24.90 km/h	6:01,3	6:01			
22	1049	Mirjam Kalvik			0:06:02,75	+02:01	24.81 km/h	6:02,7	6:02			
23	1046	Saar Lisete	SK Tervis		0:06:10,50	+02:08	24.29 km/h	6:10,5	6:10			
24	1057	Laura Anga			0:06:26,32	+02:24	23.29 km/h	6:26,3	6:26			
25	1006	Mirtel Kaljas			0:06:30,26	+02:28	23.06 km/h	6:30,2	6:30			
26	1021	Adeele Aart	Rakvere Bont		0:06:37,29	+02:35	22.65 km/h	6:37,2	6:37			
27	1047	Liisa Saska	SK Tervis		0:06:42,72	+02:41	22.34 km/h	6:42,7	6:42			
28	1082	Liis Getter Saar			0:06:48,02	+02:46	22.05 km/h	6:48,0	6:48			
29	1066	Maria Smirnova			0:07:02,77	+03:01	21.28 km/h	7:02,7	7:02			
30	1048	Raili Rahumägi			0:07:18,46	+03:16	20.52 km/h	7:18,4	7:18			
31	1074	Carola Noormets			0:07:18,69	+03:17	20.51 km/h	7:18,6	7:18			

TALLINNA RULLUISUMARATON

Koht	Number	Nimi	Klubi	Riik	Tulemus	Kaotus	Keskmine kiirus	Kiireim	Ring 1	Ring 2	Ring 3	Ring 4
32	1073	Vanessa Noormets			0:07:20,50	+03:18	20.43 km/h	7:20,5	7:20			
33	1072	Arabella Raie			0:07:22,36	+03:20	20.34 km/h	7:22,3	7:22			
34	1069	Nora Kask			0:07:36,18	+03:34	19.72 km/h	7:36,1	7:36			
35	1041	Iris Vaher			0:09:14,21	+05:12	16.23 km/h	9:14,2	9:14			
36	1036	Aleksandria Mäeks			0:10:24,82	+06:23	14.40 km/h	10:24,8	10:24			
37	1067	Linda Kalamees			0:10:29,12	+06:27	14.30 km/h	10:29,1	10:29			
38	1075	Berit Sula			0:10:34,94	+06:33	14.17 km/h	10:34,9	10:34			
-	1016	Estere Kalvane	BJC Laimite		DNS							
-	1025	Eliis Pihlak	Rakvere Bont		DNS							
-	1029	Melissa-Mai	Rakvere Bont		DNS							
-	1030	Rebeka Ivanov	Rakvere Bont		DNS							
-	1031	Elis Part	Rakvere Bont		DNS							
-	1034	Berit Tilk	Rullibuss Team		DNS							
-	1040	Milla Ivanova			DNS							
-	1042	Beatrise Fokrota	SK ASI		DNS							
-	1044	Indela Lisanne	SK Tervis		DNS							
-	1055	Daniela Novikova	BJC Laimite		DNS							
-	1059	Ieva Kucina	ASI Ski-Box		DNS							
-	1063	Isabelle Oks			DNS							
-	1064	Liisa Tohver			DNS							
-	1065	Ella Tohver			DNS							

Rada: tänavad. Ilm: temperatuur +18 kraadi C, tuul 3 - 8 m/s, vahelduvalt pilves, vahepeal sadu
Osalejaid 409