

TALLINNA RULLUISUMARATON



























12.08.2018, Viimsi

Korraldaja -Rulliklubi, Eesti Rullisuliit, TopSport OÜ, Jaanus Ritson

Ajamõõtmise tehnika ja korraldus: ANTROTSENTER OÜ, Urmas Paejärv

Koht	Number	Nimi	Klubi	Riik	Tulemus	Kaotus	Koht vk	Punktid	Kiirus	Kiireim	Ring 1	Ring 2	Ring 3	Ring 4
------	--------	------	-------	------	---------	--------	---------	---------	--------	---------	--------	--------	--------	--------





































RULLUISUMARATON











1	5	Bartosz Chojnacki	Media Creation - Mapei -		1:05:50,902	--	1	1000	37.54 km/h	15:25,8	16:05	15:25	16:44	17:35
2	1	Reinis Znotins	Powerslide-Laimite		1:05:51,089	+00:00	2	984	37.53 km/h	15:26,6	16:04	15:26	16:44	17:35
3	3	Mart Markus	Albe Team/Bont		1:07:06,035	+01:15	3	974	36.84 km/h	15:49,4	16:04	15:49	17:30	17:42
4	13	Andrus Kuusk	8R		1:07:06,171	+01:15	4	968	36.83 km/h	15:47,7	16:06	15:47	17:29	17:42
5	91	Sandis Reinsons	Powerslide-Laimite		1:07:06,351	+01:15	5	964	36.83 km/h	15:47,9	16:05	15:47	17:29	17:42
6	10	Maksim Vysotckii	TEAM UUS MAA		1:07:07,417	+01:16	6	962	36.82 km/h	15:47,4	16:04	15:47	17:31	17:44
7	4	Kert Kesksaik	Albe Team/Bont		1:07:07,527	+01:16	7	961	36.82 km/h	15:47,6	16:04	15:47	17:30	17:44
8	24	Andrei Predtechenskii			1:07:07,832	+01:16	8	960	36.82 km/h	15:48,2	16:06	15:48	17:29	17:43
9	38	Niis Vähä-Vahe	HTL		1:07:07,977	+01:17	9	959	36.82 km/h	15:49,5	16:03	15:49	17:29	17:44
10	16	Janis Jurdžs	Powerslide-Laimite		1:07:08,003	+01:17	10	958	36.82 km/h	15:48,1	16:05	15:48	17:30	17:44
11	21	Jani Virtanen	HTL		1:07:08,085	+01:17	11	957	36.82 km/h	15:49,2	16:03	15:49	17:30	17:44
12	60	Jani Suihkonen	HTL		1:07:08,332	+01:17	12	956	36.81 km/h	15:48,5	16:06	15:48	17:29	17:43
13	103	Ansis Eljasans	FILTER		1:07:08,675	+01:17	13	955	36.81 km/h	15:48,4	16:05	15:48	17:29	17:44
14	15	Gerth Kivima	ATsport/sporditur.ee		1:07:08,773	+01:17	14	954	36.81 km/h	15:46,9	16:07	15:46	17:29	17:45
15	8	Lauris Bitenieks	Powerslide-Laimite		1:07:09,222	+01:18	15	953	36.81 km/h	15:47,1	16:06	15:47	17:30	17:45
16	9	Lauri Koort	Albe Team/Bont		1:07:40,367	+01:49	16	952	36.52 km/h	15:49,7	16:03	15:49	17:30	18:16
17	18	Teemu Ylänen	HTL		1:08:06,878	+02:15	17	951	36.29 km/h	15:50,7	16:04	15:50	17:29	18:42
18	11	Ilja Oštšepkov	ATsport/sporditur.ee		1:09:02,585	+03:11	18	950	35.80 km/h	15:51,2	16:03	15:51	18:08	18:59
19	22	Kuido Koppel	ATsport/sporditur.ee		1:09:02,675	+03:11	1	949	35.80 km/h	15:48,0	16:07	15:48	17:30	19:37
20	19	Jarek Mäestu	Tartu Inline Team		1:11:04,132	+05:13	1	948	34.78 km/h	15:49,3	16:05	15:49	17:58	21:11
21	20	Ott Telga	Rullibuss Team		1:12:39,648	+06:48	19	947	34.02 km/h	15:47,4	16:07	15:47	19:53	20:50
22	26	Antti Haljak			1:13:57,531	+08:06	2	946	33.42 km/h	16:07,8	16:07	17:26	20:02	20:20
23	17	Sulev Lokk	ABEC 40 +		1:14:03,964	+08:13	3	945	33.37 km/h	16:07,1	16:07	17:27	20:02	20:26
24	25	Ego Veevel	Rullibuss Team		1:15:26,777	+09:35	2	944	32.76 km/h	16:10,8	16:10	18:25	20:15	20:35
25	27	Dzintars Sarmulis	Filter		1:15:27,113	+09:36	4	943	32.76 km/h	16:11,1	16:11	18:27	20:13	20:35
26	31	Janno Luik			1:15:27,363	+09:36	5	942	32.76 km/h	16:10,9	16:10	18:27	20:14	20:35
27	23	Alar Nigul	CFC Spordiklubi		1:15:28,347	+09:37	3	941	32.75 km/h	16:09,1	16:09	18:27	20:15	20:36
28	40	Tõnu Koppel	ATsport/sporditur.ee		1:15:29,863	+09:38	4	940	32.74 km/h	16:10,8	16:10	18:27	20:13	20:37
29	28	Ahti Oks			1:16:33,597	+10:42	6	939	32.28 km/h	17:05,2	17:05	18:50	20:15	20:21
30	87	Aleksandr Verteshin			1:16:35,148	+10:44	5	938	32.27 km/h	17:04,4	17:04	18:53	20:14	20:22
31	34	Indrek Aarna	ATsport/sporditur.ee		1:16:35,355	+10:44	7	937	32.27 km/h	17:05,0	17:05	18:53	20:14	20:22




































TALLINNA RULLUISUMARATON

Koht	Number	Nimi	Klubi	Riik	Tulemus	Kaotus	Koht vk	Punktid	Kiirus	Kiireim	Ring 1	Ring 2	Ring 3	Ring 4
32	52	Jaanus Laugus	TEAM UUS MAA		1:16:35,558	+10:44	8	936	32.27 km/h	17:04,8	17:04	18:52	20:14	20:23
33	36	Ats Kallais	Albe Tean Bont		1:16:35,773	+10:44	9	935	32.27 km/h	17:05,5	17:05	18:51	20:15	20:22
34	35	Frid Kaljas	ABEC Rulluisuklubi		1:16:35,863	+10:44	10	934	32.27 km/h	17:05,1	17:05	18:53	20:13	20:23
35	29	Toivo Rätte	RedBike		1:16:36,101	+10:45	1	933	32.27 km/h	17:04,3	17:04	18:53	20:14	20:23
36	30	Siim Mägi	Rullibuss Team		1:16:36,496	+10:45	20	932	32.26 km/h	16:43,2	16:43	19:13	20:16	20:24
37	33	Mairo Pukk			1:16:37,011	+10:46	11	931	32.26 km/h	17:04,6	17:04	18:53	20:13	20:25
38	47	Mikhail Shkliarov	U SKATE		1:18:49,460	+12:58	6	930	31.36 km/h	17:33,2	17:33	19:42	20:57	20:35
39	45	Märt Kuus			1:18:50,132	+12:59	21	929	31.35 km/h	18:26,7	18:26	19:42	20:30	20:10
40	57	Rauno Vestung	Kaheksarattalised		1:18:51,582	+13:00	12	928	31.34 km/h	18:27,7	18:27	19:41	20:29	20:12
41	53	Toivo Tomingas			1:18:52,503	+13:01	7	927	31.34 km/h	18:27,5	18:27	19:41	20:30	20:13
42	41	Marek Lemsalu	ABEC 40 +		1:18:53,824	+13:02	13	926	31.33 km/h	17:52,8	17:52	20:17	20:29	20:14
43	64	Priit Kaasik	Jõhvi RS		1:18:54,035	+13:03	14	925	31.33 km/h	18:27,0	18:27	19:43	20:29	20:14
44	93	Peteris Petersons	Laimite		1:18:55,187	+13:04	15	924	31.32 km/h	17:33,0	17:33	19:55	21:10	20:16
45	39	Vladimir Baskakov			1:20:33,539	+14:42	2	923	30.68 km/h	17:52,3	17:52	20:17	21:45	20:38
46	100	Janoš Tšonka			1:20:33,601	+14:42	22	922	30.68 km/h	18:26,1	18:26	19:49	21:38	20:39
47	44	Girts Jankovskis	BJC Laimite		1:20:39,738	+14:48	16	921	30.64 km/h	18:26,0	18:26	19:49	21:39	20:44
48	63	Petri Virtanen	HTL		1:22:01,558	+16:10	8	920	30.13 km/h	18:59,6	18:59	20:29	21:33	20:58
49	43	Kari Vuorinen			1:22:01,714	+16:10	9	919	30.13 km/h	19:00,0	19:00	20:29	21:35	20:56
50	58	Urmás Grüning	Jõhvi RS		1:22:02,191	+16:11	17	918	30.13 km/h	19:01,0	19:01	20:29	21:33	20:58
51	48	Ivar Laur			1:22:02,265	+16:11	23	917	30.13 km/h	18:26,9	18:26	19:49	22:46	20:59
52	102	Raul Villo			1:22:02,417	+16:11	18	916	30.13 km/h	18:59,1	18:59	20:29	21:34	20:58
53	59	Remii Vahtra	8R		1:22:02,496	+16:11	19	915	30.13 km/h	19:00,8	19:00	20:30	21:31	20:59
54	55	Ivo Pusnins			1:22:03,652	+16:12	24	914	30.12 km/h	18:26,3	18:26	21:04	21:32	21:01
55	88	Hannu Korhikoski	OULUN TARMO		1:22:06,007	+16:15	3	913	30.10 km/h	18:59,5	18:59	20:31	21:34	21:00
56	46	Jaanus Pappel	Viimsi Sport		1:22:06,480	+16:15	20	912	30.10 km/h	18:25,8	18:25	19:49	21:39	22:11
57	54	Allan Kivi			1:22:07,183	+16:16	21	911	30.10 km/h	19:00,1	19:00	20:29	21:32	21:04
58	86	Mart Roosimaa	Tartu Inline Team		1:22:39,035	+16:48	25	910	29.90 km/h	18:26,6	18:26	19:48	21:41	22:42
59	66	Kristjan Kuntu			1:24:01,953	+18:11	22	909	29.41 km/h	18:59,4	18:59	20:30	21:34	22:56
60	99	Pavel Iljin			1:24:48,589	+18:57	26	908	29.14 km/h	18:56,3	18:56	20:00	22:09	23:42
61	90	Dag Eriksen	Oslo Speedskaters		1:26:47,500	+20:56	10	907	28.48 km/h	20:28,0	20:28	21:20	22:40	22:17
62	67	Anatoli Sevastjanov	Tartu Inline Team		1:26:49,382	+20:58	4	906	28.47 km/h	19:57,5	19:57	21:53	22:40	22:18
63	61	Tarmo Laht			1:26:52,406	+21:01	11	905	28.45 km/h	19:57,2	19:57	21:52	22:40	22:22
64	81	Aleksandr Kuchkov			1:27:07,707	+21:16	12	904	28.37 km/h	20:28,2	20:28	21:19	22:40	22:39
65	83	Priit Kallaste	OÜ Inseneribüroo STEIGER		1:27:09,562	+21:18	27	903	28.36 km/h	20:28,9	20:28	21:21	22:40	22:38
66	78	Tarmo Fimberg	ABEC 40 +		1:27:40,867	+21:49	13	902	28.19 km/h	20:28,4	20:28	21:20	22:40	23:12
67	101	Urmás Leirost			1:27:56,902	+22:06	14	901	28.10 km/h	20:29,2	20:29	21:19	22:41	23:26
68	70	Kestutis Reimeris			1:30:44,117	+24:53	23	900	27.24 km/h	20:28,7	20:28	23:13	24:04	22:57




TALLINNA RULLUISUMARATON

Koht	Number	Nimi	Klubi	Riik	Tulemus	Kaotus	Koht vk	Punktid	Kiirus	Kiireim	Ring 1	Ring 2	Ring 3	Ring 4
69	72	Toomas Rump			1:30:45,957	+24:55	24		27.23 km/h	21:59,8	21:59	22:40	23:04	23:01
70	71	Ain Parve			1:30:50,996	+25:00	5		27.20 km/h	22:01,0	22:01	22:39	23:04	23:06
71	73	Arne Kristian Hansen			1:30:51,781	+25:00	6		27.20 km/h	20:27,9	20:27	22:29	24:08	23:45
72	95	Erkki Pikk			1:30:53,160	+25:02	28		27.19 km/h	21:59,7	21:59	22:40	23:04	23:09
73	77	Kristo Must	Tartu Rulluisuklubi		1:30:53,460	+25:02	29		27.19 km/h	21:34,4	21:34	23:04	23:05	23:08
74	65	Timo Markkula	Tampereen Pyrintö		1:30:53,628	+25:02	15		27.19 km/h	18:59,7	18:59	22:58	25:48	23:06
75	96	Raigo Kaldma			1:31:17,671	+25:26	30		27.07 km/h	21:48,7	21:48	22:49	23:05	23:33
76	68	Veiko Tammik			1:36:39,148	+30:48	16		25.57 km/h	21:34,3	21:34	23:04	24:53	27:07
77	74	Boriss Teder			1:37:55,507	+32:04	7		25.24 km/h	22:00,6	22:00	24:45	25:34	25:34
78	82	Lembit Saart			1:37:55,714	+32:04	8		25.24 km/h	22:00,1	22:00	24:45	25:35	25:34
79	76	Taavo Käi			1:41:26,968	+35:36	31		24.36 km/h	24:04,0	24:04	25:21	26:36	25:25
80	75	Urmas Tokman			1:42:17,187	+36:26	17		24.16 km/h	23:59,8	23:59	24:57	26:34	26:45
81	85	Jaan Küünal			1:42:17,632	+36:26	18		24.16 km/h	24:00,0	24:00	24:57	26:34	26:46
82	89	Märt Muttika			1:43:01,535	+37:10	25		23.99 km/h	23:57,2	23:58	23:57	26:35	28:30
83	97	Toivo Kivi			1:50:00,355	+44:09	19		22.47 km/h	24:13,8	24:13	27:40	28:53	29:11
84	94	Margus Leet			1:50:00,625	+44:09	26		22.47 km/h	27:02,2	27:24	27:02	27:45	27:48
85	98	Ott Allan Mahlapuu			1:50:00,886	+44:09	32		22.46 km/h	26:30,2	26:30	27:57	27:46	27:45
-	12	Aleks Luik	Albe Team/Bont		DNF		-		37.03 km/h	16:04,3	16:04	16:05	17:53	
-	2	Marten Liiv	TEAM UUS MAA		DNF		-		38.74 km/h	15:49,6	16:04	15:49		
-	104	Jaanus Ritson			DNF		-		34.36 km/h	16:43,3	16:43	19:14		
-	50	Toomas Silluste			DNF		-		29.82 km/h	19:56,9	19:56	21:29		
-	92	Jussi Väisänen	Drinking team with sports		DNF		-		25.33 km/h	24:23,5	24:23			
-	6	Kaspar Kaljuvee	Albe Team/Bont		DNS		-							
-	7	Sandris Šnore	Powerslide-Laimite		DNS		-							
-	14	Roberts Pundurs	Powerslide-Laimite		DNS		-							
-	32	Torbjörn Köhler	Tartu Inline Team		DNS		-							
-	37	Herlet Kivima	Rullibuss Team		DNS		-							
-	42	Anssi Niukkanen	HTL		DNS		-							
-	49	Meelis Tammre	TEAM UUS MAA		DNS		-							
-	51	Marti Laidre			DNS		-							
-	56	Tiit Maas			DNS		-							
-	62	Vladimir Zaviyalov			DNS		-							
-	69	Jaan Oder	Tartu Inline Team		DNS		-							
-	79	Alar Ivanov	Rakvere Bont		DNS		-							
-	80	Sami Tapio Juutinen			DNS		-							
-	84	Kiryl Linnik			DNS		-							



































Koht	Number	Nimi	Klubi	Riik	Tulemus	Kaotus	Koht vk	Punktid	Kiirus	Kiireim	Ring 1	Ring 2	Ring 3	Ring 4
RULLUISUMARATON NAISED														
1	251	Saskia Alusalu	TEAM UUS MAA		1:16:14,097	--	1	1000	32.42 km/h	17:43,0	17:43	18:30	19:46	20:14
2	254	Kristiine Kalev			1:19:27,308	+03:13	2	984	31.11 km/h	17:42,7	17:42	20:01	21:08	20:34
3	252	Tuuli Vaher	Rakvere Naised		1:19:27,605	+03:13	3	974	31.11 km/h	17:55,3	17:55	19:49	21:08	20:34
4	262	Julia Barakova	U SKATE		1:19:27,671	+03:13	4	968	31.10 km/h	17:55,4	17:55	19:48	21:09	20:34
5	253	Enel Kõrva	Rulluisuklubi ABEC / A&T		1:19:27,875	+03:13	5	964	31.10 km/h	17:55,8	17:55	19:48	21:08	20:34
6	257	Marta Gara			1:19:32,054	+03:17	6	962	31.08 km/h	17:55,7	17:55	19:48	21:09	20:38
7	255	Diana Kaareste	Rulluisuklubi ABEC / A&T		1:19:34,390	+03:20	1	961	31.06 km/h	17:55,5	17:55	19:48	21:09	20:40
8	256	Mariin Sarap			1:25:19,988	+09:05	7	960	28.96 km/h	18:40,5	18:40	21:22	22:44	22:32
9	285	Arta Irbe			1:25:20,023	+09:05	8	959	28.96 km/h	18:40,4	18:40	21:22	22:44	22:33
10	258	Antra Zemite	ASI Ski Box		1:26:07,199	+09:53	2	958	28.70 km/h	19:27,5	19:27	21:20	22:40	22:38
11	260	Olga Belova	U SKATE		1:26:07,554	+09:53	9	957	28.70 km/h	19:27,4	19:27	21:20	22:39	22:39
12	259	Sirje Nurgamaa	Jõhvi RS		1:28:24,972	+12:10	3	956	27.95 km/h	20:29,4	20:29	22:15	23:08	22:30
13	269	Ene Ilver	Rulluisuklubi ABEC		1:29:43,363	+13:29	4	955	27.55 km/h	21:39,5	21:39	21:54	23:11	22:57
14	267	Mari-Liis Sau	Rulluisuklubi Abec		1:29:43,429	+13:29	5	954	27.55 km/h	21:38,6	21:38	21:57	23:10	22:57
15	266	Piret Kruusimaa	Rakvere Naised		1:29:43,476	+13:29	1	953	27.55 km/h	21:38,7	21:38	21:56	23:10	22:57
16	265	Terje Vingisaar			1:29:43,557	+13:29	6	952	27.55 km/h	20:29,2	20:29	22:15	23:09	23:49
17	263	Olga Gapejeva	Tartu Inline Team		1:29:43,558	+13:29	10	951	27.55 km/h	20:29,5	20:29	22:15	23:08	23:49
18	281	Eveli Kuusik			1:29:43,898	+13:29	11	950	27.54 km/h	21:38,1	21:38	21:58	23:09	22:58
19	261	Merle Siimsen	8R		1:29:45,976	+13:31	7	949	27.53 km/h	21:38,8	21:38	21:55	23:10	23:00
20	274	Mirjam Metslang	Tartu Inline Team		1:36:54,824	+20:40	12	948	25.50 km/h	21:39,9	21:39	23:57	25:44	25:33
21	264	Ljudmilla Mastovitš			1:36:56,023	+20:41	2	947	25.50 km/h	21:39,5	21:39	23:10	26:30	25:35
22	271	Kelly Tõnnus			1:40:25,351	+24:11	13	946	24.61 km/h	23:04,9	23:04	25:20	26:37	25:22
23	275	Piret Saare			1:40:26,136	+24:12	3	945	24.61 km/h	22:58,6	22:58	23:57	26:35	26:55
24	277	Kadri Lukk			1:41:02,632	+24:48	14	944	24.46 km/h	21:38,9	21:38	25:12	26:38	27:32
25	272	Lelde Vancovica			1:43:02,808	+26:48	4	943	23.98 km/h	21:40,6	21:40	25:11	26:39	29:32
26	270	Kristi Rahumägi	8R		1:48:53,812	+32:39	8	942	22.70 km/h	24:05,4	24:05	28:25	28:43	27:39
27	268	Diana Leppsoo			1:48:56,816	+32:42	15	941	22.68 km/h	26:25,2	26:25	27:02	27:46	27:42
28	284	Ekaterina Nikanorova			2:02:14,113	+46:00	16	940	20.22 km/h	28:28,8	28:28	30:49	31:42	31:13
29	283	Kairi Joasaar			2:09:24,031	+53:09	17	939	19.10 km/h	28:46,8	28:46	33:07	33:57	33:31
-	280	Egle Ciuzaitė			DNF		-		25.25 km/h	23:03,8	23:03	25:52		
-	273	Gerli Eltermaa	Rakvere Naised		DNS		-							
-	276	Liisi Laaspere	Rakvere Naised		DNS		-							
-	278	Veronica Ivanov	Rakvere Naised		DNS		-							
-	279	Helen Aart	Rakvere Naised		DNS		-							
-	282	Kersti Toots	Tartu Inline Team		DNS		-							

Koht	Number	Nimi	Klubi	Riik	Tulemus	Kaotus	Koht vk	Punktid	Kiirus	Kiireim	Ring 1	Ring 2	Ring 3	Ring 4
MYFITNESS POOLMARATON														
1	311	Kristjan Missai			0:36:08,41	--	1	500	34.20 km/h	17:29,0	17:29	18:39		
2	303	Arturs Andris	ASI		0:36:37,16	+00:28	1	492	33.75 km/h	17:29,8	17:29	19:07		
3	304	Laura Jankovska	BJC Laimīte		0:36:37,25	+00:28	1	487	33.75 km/h	17:29,3	17:29	19:07		
4	306	Agate Priedite	BJC Laimīte		0:36:37,26	+00:28	2	484	33.75 km/h	17:29,6	17:29	19:07		
5	305	Patricija Elizabete	BJC Laimīte		0:36:37,32	+00:28	3	482	33.75 km/h	17:29,4	17:29	19:07		
6	314	Kaspars Krastins	ASI		0:36:39,04	+00:30	2	481	33.72 km/h	17:29,2	17:29	19:09		
7	309	Karl-Martin Laasberg	Rakvere Bont		0:36:39,66	+00:31	2	480	33.71 km/h	17:29,5	17:29	19:10		
8	320	Elizabeth Jõgi	Albe Team/Bont		0:36:39,87	+00:31	1	479	33.71 km/h	17:29,0	17:29	19:10		
9	308	Artis Pencis	BJC Laimīte		0:36:42,40	+00:33	1	478	33.67 km/h	17:29,7	17:29	19:12		
10	310	Anna Krumina	ASI		0:38:34,74	+02:26	4	477	32.03 km/h	17:56,7	17:56	20:37		
11	307	Ance Kucina	ASI Ski-Box		0:38:34,85	+02:26	5	476	32.03 km/h	17:56,6	17:56	20:38		
12	312	Gustavs Vacietis	ASI		0:38:35,79	+02:27	3	475	32.02 km/h	17:56,9	17:56	20:38		
13	318	Lukass Pusnins			0:38:36,01	+02:27	4	474	32.02 km/h	17:57,1	17:57	20:38		
14	346	Marko Rahkonen	KP		0:38:59,71	+02:51	3	473	31.69 km/h	18:36,3	18:36	20:23		
15	302	Arvis Miežitis	BJC Laimīte		0:39:02,94	+02:54	4	472	31.65 km/h	18:06,5	18:06	20:56		
16	392	Sten-Mark Virro	Kuldsed Käed / Team		0:39:32,30	+03:23	5	471	31.26 km/h	18:36,1	18:36	20:56		
17	323	Mikhail Zhilin	Sankt-Peterburg		0:41:07,32	+04:58	6	470	30.05 km/h	19:24,1	19:24	21:43		
18	313	Saveli Bogretsov			0:41:08,39	+04:59	2	469	30.04 km/h	19:24,0	19:24	21:44		
19	315	Arnis Priedītis	BJC Laimīte		0:42:07,21	+05:58	3	468	29.34 km/h	20:35,9	20:35	21:31		
20	394	Vladimir Tsy-pin	U Skate		0:42:07,24	+05:58	7	467	29.34 km/h	19:27,4	19:27	22:39		
21	337	Siim Kruusmann	Rakvere Bont		0:42:27,55	+06:19	5	465	29.11 km/h	20:35,6	20:35	21:51		
22	333	Nele-Liis Võhma	Rakvere Bont		0:42:27,56	+06:19	2	464	29.11 km/h	20:36,7	20:36	21:50		
23	339	Birgit Toming	Rakvere Bont		0:42:27,69	+06:19	3	463	29.10 km/h	20:36,8	20:36	21:50		
24	327	Maryte Mooses	Rakvere Bont		0:42:28,00	+06:19	4	462	29.10 km/h	20:36,2	20:36	21:51		
25	329	Katrina Kalvane	BJC Laimīte		0:42:28,16	+06:19	6	461	29.10 km/h	20:36,0	20:36	21:52		
26	332	Elizabete Anna			0:42:28,48	+06:20	5	460	29.09 km/h	20:38,2	20:38	21:50		
27	330	Daiga Gavarina			0:42:28,65	+06:20	1	459	29.09 km/h	20:35,8	20:35	21:52		
28	344	Getter Rebane	Rakvere Bont		0:42:28,94	+06:20	6	458	29.09 km/h	20:36,5	20:36	21:52		
29	316	Hassar Jurs	Tartu Inline Team		0:42:31,82	+06:23	8	457	29.06 km/h	20:51,7	20:51	21:40		
30	397	Kersti Toots	Tartu Inline Team		0:42:31,88	+06:23	2	456	29.06 km/h	20:51,8	20:51	21:40		
31	409	Sandra Alusalu			0:42:32,66	+06:24	3	455	29.05 km/h	20:35,5	20:35	21:57		
32	334	Anna Grišina	Rullibuss Team		0:42:32,84	+06:24	4	454	29.05 km/h	20:36,7	20:36	21:56		
33	348	Philip Jõgi	Rullibuss Team		0:43:46,74	+07:38	6	453	28.23 km/h	20:37,0	20:37	23:09		
34	403	Alvar Asi			0:44:02,94	+07:54	9	452	28.05 km/h	21:25,7	21:25	22:37		
35	328	Gunita Snikere	BJC Laimīte		0:44:23,39	+08:14	5	451	27.84 km/h	20:37,2	20:37	23:46		


TALLINNA RULLUISUMARATON

Koht	Number	Nimi	Klubi	Riik	Tulemus	Kaotus	Koht vk	Punktid	Kiirus	Kiireim	Ring 1	Ring 2	Ring 3	Ring 4
36	336	Käroli Kütt	Rullibuss Team		0:45:36,73	+09:28	7	450	27.09 km/h	20:41,8	20:41	24:54		
37	347	Didzis Tolmanis			0:45:38,13	+09:29	10	449	27.08 km/h	21:56,8	21:56	23:41		
38	387	Johannes Ütsik			0:45:40,78	+09:32	11	448	27.05 km/h	21:57,0	21:57	23:43		
39	351	Evija Graumane	BJC Laimite		0:45:53,54	+09:45	6	447	26.93 km/h	21:13,5	21:13	24:40		
40	361	Getter Kiisk	Tartu Inline Team		0:46:00,57	+09:52	7	446	26.86 km/h	22:16,0	22:16	23:44		
41	341	Ivar Lilla	TARTU INLINE TEAM		0:46:00,59	+09:52	12	445	26.86 km/h	22:16,5	22:16	23:44		
42	340	Nikolai Tšihhatšjov			0:46:00,74	+09:52	13	444	26.86 km/h	22:03,6	22:03	23:57		
43	407	Maikel Mikson			0:46:03,10	+09:54	14	443	26.83 km/h	22:15,4	22:15	23:47		
44	359	Argo Viikmann			0:46:03,23	+09:54	15	442	26.83 km/h	22:15,2	22:15	23:47		
45	338	Ivari Kruusmann	Rakvere Bont		0:46:53,22	+10:44	16	441	26.36 km/h	21:13,4	21:13	25:39		
46	349	Kaido Reinapu			0:48:16,83	+12:08	17	440	25.60 km/h	23:15,1	23:15	25:01		
47	345	Toomas Uueküla			0:48:23,70	+12:15	18	439	25.53 km/h	22:41,2	22:41	25:42		
48	408	Henry Asi			0:48:29,63	+12:21	19	438	25.48 km/h	23:34,5	23:34	24:55		
49	386	Andres Keba			0:48:30,07	+12:21	20	437	25.48 km/h	23:33,5	23:33	24:56		
50	391	Joanna Chojnacka			0:48:30,09	+12:21	8	436	25.48 km/h	23:35,6	23:35	24:54		
51	350	Reet Kruusmann	Rakvere Bont		0:48:30,85	+12:22	9	435	25.47 km/h	22:15,6	22:15	26:15		
52	360	Aare Kalvik			0:48:31,75	+12:23	21	434	25.46 km/h	23:33,8	23:33	24:57		
53	358	Marko Mölder			0:48:31,76	+12:23	22	433	25.46 km/h	23:35,2	23:35	24:56		
54	357	Maarja Reinapu			0:48:32,03	+12:23	10	432	25.46 km/h	23:04,1	23:04	25:27		
55	404	Marju Randlepp			0:48:32,10	+12:23	11	431	25.46 km/h	22:17,7	22:17	26:14		
56	384	Reiko Tääker			0:48:32,87	+12:24	23	430	25.45 km/h	23:33,2	23:33	24:59		
57	405	Koit Veeorg			0:48:34,74	+12:26	24	429	25.44 km/h	23:33,4	23:33	25:01		
58	399	Jevgeni Kulikov			0:48:35,66	+12:27	25	428	25.43 km/h	23:35,1	23:35	25:00		
59	364	Tarmo Leek	Kaheksarattalised		0:48:39,87	+12:31	26	427	25.39 km/h	23:33,9	23:33	25:05		
60	375	Heidi Jürisoo			0:48:47,55	+12:39	12	426	25.33 km/h	23:34,7	23:34	25:12		
61	373	Timo Rasmus Janson			0:49:40,68	+13:32	27	425	24.88 km/h	24:10,6	24:10	25:30		
62	383	Meelis Sula			0:49:43,80	+13:35	28	424	24.85 km/h	23:02,7	23:02	26:41		
63	363	Timo Saks			0:49:45,55	+13:37	29	423	24.83 km/h	23:34,2	23:34	26:11		
64	396	Leho Lemsalu			0:49:49,83	+13:41	30	422	24.80 km/h	24:10,8	24:10	25:38		
65	398	Rauno Treufeldt			0:50:36,65	+14:28	31	421	24.42 km/h	23:44,3	23:44	26:52		
66	372	Alexandra Laanemägi	Rakvere Bont		0:51:25,96	+15:17	8	420	24.03 km/h	23:03,4	23:03	28:22		
67	366	Jaak Veskimeister	Tallinki Spordiklubi		0:51:36,62	+15:28	32	419	23.94 km/h	23:43,1	23:43	27:53		
68	385	Jana Tamberg			0:52:21,28	+16:12	13	418	23.60 km/h	24:51,8	24:51	27:29		
69	367	Steffen Soha			0:52:25,78	+16:17	7	417	23.57 km/h	23:48,8	23:48	28:36		
70	365	Meelis Meigas			0:52:26,89	+16:18	33	416	23.56 km/h	25:24,5	25:24	27:02		
71	400	Nikita Kulikov			0:52:27,69	+16:19	34	415	23.56 km/h	24:46,5	24:46	27:41		
72	362	Steven Viigand			0:53:07,16	+16:58	8	414	23.26 km/h	24:31,0	24:31	28:36		

TALLINNA RULLUISUMARATON






































Koht	Number	Nimi	Klubi	Riik	Tulemus	Kaotus	Koht vk	Punktid	Kiirus	Kiireim	Ring 1	Ring 2	Ring 3	Ring 4
73	388	Marika Kuusik			0:53:33,27	+17:24	14	413	23.07 km/h	26:00,2	26:00	27:33		
74	377	Vaido Vares	Tartu inline team		0:55:22,94	+19:14	35	412	22.31 km/h	26:01,3	26:01	29:21		
75	382	Helina Poom			0:55:39,35	+19:30	15	411	22.20 km/h	26:26,2	26:26	29:13		
76	406	Mairon Moisto			0:57:26,85	+21:18	9	410	21.51 km/h	26:07,6	26:07	31:19		
77	381	Maris Praats	Rakvere Bont		0:57:57,92	+21:49	7	409	21.32 km/h	26:26,9	26:26	31:31		
78	390	Toomas Jõgisu			0:58:09,46	+22:01	36	408	21.25 km/h	27:52,9	27:52	30:16		
79	393	Katriin Loorents			0:58:37,65	+22:29	16	407	21.08 km/h	26:14,3	26:14	32:23		
80	369	Tõnu Rajando			0:59:11,76	+23:03	37	406	20.87 km/h	28:57,7	28:57	30:14		
-	395	Kaur Meressaar			DNF		-		34.08 km/h	18:07,8	18:07			
-	335	Janne Öispuu			DNF		-		28.69 km/h	21:32,2	21:32			
-	343	Kristo Aart	Rakvere Bont		DNF		-		27.26 km/h	22:40,1	22:40			
-	356	Rene Tühane	Kuldsed Käed / Team		DNF		-		25.12 km/h	24:35,8	24:35			
-	370	Marion Kuntu			DNF		-		20.93 km/h	29:30,8	29:30			
-	379	Kirsi Gertrud Meigas			DNF		-		20.58 km/h	30:01,5	30:01			
-	301	Sandis Reinsons	BJC Laimīte		DNS		-							
-	317	Raivo Rukis			DNS		-							
-	319	Ralfs Konrads	BJC Laimīte		DNS		-							
-	321	Ainars Ozols			DNS		-							
-	322	Siim Sander Rooba			DNS		-							
-	324	Ieva Berlande			DNS		-							
-	325	Denisa	ASI-SkiBox		DNS		-							
-	326	Edgars Nezamovs	BJC Laimīte		DNS		-							
-	331	Aldis Sjuccillo	BJC Laimīte		DNS		-							
-	342	Loreta Luize Jurevica	SK Ziemelpols		DNS		-							
-	352	Ragnar Toom			DNS		-							
-	353	Tea Visse			DNS		-							
-	354	Janika Rukis			DNS		-							
-	355	Liivika Ivanov	Rakvere Bont		DNS		-							
-	368	Enn Tühane	Kuldsed Käed / Team		DNS		-							
-	371	Edyt Taganõmm			DNS		-							
-	374	Lenno Luks			DNS		-							
-	376	Ants Sagar			DNS		-							
-	378	Marek Väljari	Kuldsed Käed / Team		DNS		-							
-	380	Kristin Aart	Rakvere Bont		DNS		-							
-	389	Ilja Tschernaik			DNS		-							

Koht	Number	Nimi	Klubi	Riik	Tulemus	Kaotus	Koht vk	Punktid	Kiirus	Kiireim	Ring 1	Ring 2	Ring 3	Ring 4
CHILLI RAHVARULL														
1	560	Imants Sakss	SK ASI		0:20:54,37	--	1		29.56 km/h	20:54,3	20:54			
2	513	Arno Pusnins			0:22:02,95	+01:08	2		28.02 km/h	22:02,9	22:02			
3	558	Kristofers Vasaraudzis	ASI Ski-box		0:22:04,75	+01:10	3		27.99 km/h	22:04,7	22:04			
4	546	Katrina Krumina	SK ASI		0:22:08,96	+01:14	1		27.90 km/h	22:08,9	22:08			
5	501	Karlis Lejstrauts	BJC "Laimite"		0:22:10,69	+01:16	4		27.86 km/h	22:10,6	22:10			
6	507	Sofija Tina Snikere	BJC Laimite		0:22:10,89	+01:16	2		27.86 km/h	22:10,8	22:10			
7	547	Alberts Krumins	SK ASI		0:22:19,42	+01:25	5		27.68 km/h	22:19,4	22:19			
8	559	Kirils Sakss	SK ASI		0:23:30,89	+02:36	6		26.28 km/h	23:30,8	23:30			
9	563	Robin Luik			0:23:35,38	+02:41	7		26.19 km/h	23:35,3	23:35			
10	555	Andis Znatnajs			0:23:38,39	+02:44	8		26.14 km/h	23:38,3	23:38			
11	512	Victoria Pagar	Rullibuss Team		0:24:17,53	+03:23	3		25.44 km/h	24:17,5	24:17			
12	529	Susanna Pappel	Rullibuss Team		0:24:17,64	+03:23	4		25.43 km/h	24:17,6	24:17			
13	533	Lisandra Tarmet	Rullibuss Team		0:24:18,37	+03:24	5		25.42 km/h	24:18,3	24:18			
14	525	Ricards Liepins	BJC Laimite		0:24:34,92	+03:40	9		25.14 km/h	24:34,9	24:34			
15	527	Beate Tolmane			0:24:55,02	+04:00	6		24.80 km/h	24:55,0	24:55			
16	561	Renet Riitsalu	Tartu Slalom		0:24:55,10	+04:00	10		24.80 km/h	24:55,1	24:55			
17	502	Marta Lejstrauta	BJC "Laimite"		0:25:12,53	+04:18	7		24.51 km/h	25:12,5	25:12			
18	567	Magdaleena Valge			0:25:14,31	+04:19	8		24.48 km/h	25:14,3	25:14			
19	537	Jaanika Arm			0:25:23,87	+04:29	9		24.33 km/h	25:23,8	25:23			
20	535	Daniela Anna Livcane	SK ASI		0:25:26,19	+04:31	10		24.29 km/h	25:26,1	25:26			
21	538	Laura Uustal			0:25:26,93	+04:32	11		24.28 km/h	25:26,9	25:26			
22	553	Andis Ozolins			0:25:42,28	+04:47	11		24.04 km/h	25:42,2	25:42			
23	522	Janis Lejstrauts	BJC Laimite		0:25:55,26	+05:00	12		23.84 km/h	25:55,2	25:55			
24	556	Alina Rump			0:26:36,17	+05:41	12		23.23 km/h	26:36,1	26:36			
25	504	Rene Närep			0:26:58,84	+06:04	13		22.90 km/h	26:58,8	26:58			
26	568	Rachel Karolin Kunda			0:27:21,17	+06:26	13		22.59 km/h	27:21,1	27:21			
27	503	Astra Lejstrauta	BJC "Laimite"		0:27:41,45	+06:47	14		22.31 km/h	27:41,4	27:41			
28	515	Taimo Lipp	Rakvere Bont		0:28:00,80	+07:06	14		22.06 km/h	28:00,8	28:00			
29	523	Gloria Veskimeister	Rull-iluuisuklubi "FOX"		0:28:01,24	+07:06	15		22.05 km/h	28:01,2	28:01			
30	549	Endel Pärje			0:28:03,95	+07:09	15		22.01 km/h	28:03,9	28:03			
31	514	Gerlin Lipp	Rakvere Bont		0:28:06,67	+07:12	16		21.98 km/h	28:06,6	28:06			
32	520	Inga Priedite	BJC Laimite		0:28:10,79	+07:16	17		21.93 km/h	28:10,7	28:10			
33	557	Mairis Kangro			0:28:14,48	+07:20	18		21.88 km/h	28:14,4	28:14			
34	543	Kerly Saarna			0:28:23,98	+07:29	19		21.76 km/h	28:23,9	28:23			
35	508	Emilija Racika	BJC Laimite		0:28:24,73	+07:30	20		21.75 km/h	28:24,7	28:24			





















Koht	Number	Nimi	Klubi	Riik	Tulemus	Kaotus	Koht vk	Punktid	Kiirus	Kiireim	Ring 1	Ring 2	Ring 3	Ring 4
36	562	Kimmo Juhani Laurila			0:28:34,23	+07:39	16		21.63 km/h	28:34,2	28:34			
37	530	Kerli Prohorenko	SK Tervis		0:29:16,20	+08:21	21		21.11 km/h	29:16,2	29:16			
38	551	Iris Nurgamaa			0:29:22,81	+08:28	22		21.03 km/h	29:22,8	29:22			
39	548	Ketlin Toming	Rakvere Bont		0:29:23,01	+08:28	23		21.03 km/h	29:23,0	29:23			
40	539	Aveli Kornel			0:29:23,81	+08:29	24		21.02 km/h	29:23,8	29:23			
41	532	Heli-Ly Kruusmann	Rakvere Bont		0:29:24,16	+08:29	25		21.01 km/h	29:24,1	29:24			
42	554	Tina Karolina			0:29:45,85	+08:51	26		20.76 km/h	29:45,8	29:45			
43	536	Urmas Sepp			0:30:02,35	+09:07	17		20.57 km/h	30:02,3	30:02			
44	552	Nele Sula			0:31:21,35	+10:26	27		19.70 km/h	31:21,3	31:21			
45	544	Tarmo Margat	KitmanThulema		0:31:24,70	+10:30	18		19.67 km/h	31:24,7	31:24			
46	564	Karl-Robert Promm			0:31:43,66	+10:49	19		19.47 km/h	31:43,6	31:43			
47	516	Rebecca Ilves	Rakvere Bont		0:31:46,17	+10:51	28		19.45 km/h	31:46,1	31:46			
48	540	Lemme Berkis			0:35:30,78	+14:36	29		17.40 km/h	35:30,7	35:30			
49	541	Helina Uiibo			0:35:56,33	+15:01	30		17.19 km/h	35:56,3	35:56			
50	401	Ralf Rooteman			0:36:01,85	+15:07	20		17.15 km/h	36:01,8	36:01			
51	402	Tarmo Rooteman			0:36:02,39	+15:08	21		17.14 km/h	36:02,3	36:02			
52	524	Kaia-Liisa Habicht			0:36:10,75	+15:16	31		17.08 km/h	36:10,7	36:10			
53	519	Simona Saks			0:36:11,17	+15:16	32		17.07 km/h	36:11,1	36:11			
54	566	Jekaterina Trunin			0:39:40,30	+18:45	33		15.57 km/h	39:40,3	39:40			
55	565	Anna Zaskaleta			0:41:16,62	+20:22	34		14.97 km/h	41:16,6	41:16			
-	545	Eve Uueküla			DNF		-							
-	1504	Rene Närep			DNS		-							
-	505	Rodrigo Saudins	BJC Laimite		DNS		-							
-	506	Kristaps Nezamovs	BJC Laimite		DNS		-							
-	509	Estere Kalvane	BJC Laimite		DNS		-							
-	510	Raili Nõlvak			DNS		-							
-	511	Romi Buusmann			DNS		-							
-	517	Mairon Moisto			DNS		-							
-	518	Merili Saks			DNS		-							
-	521	Renars Saudins	BJC Laimite		DNS		-							
-	526	Kristiina Piikmann			DNS		-							
-	528	Sigrid Tilk			DNS		-							
-	531	Raili Rahumägi			DNS		-							
-	534	Maarja-Liis Loodus			DNS		-							
-	542	Eleanora Linkmann	Rakvere Bont Rulluisuklubi		DNS		-							
-	550	Carl Eric Oks			DNS		-							

Koht	Number	Nimi	Klubi	Riik	Tulemus	Kaotus	Koht vk	Punktid	Kiirus	Kiireim	Ring 1	Ring 2	Ring 3	Ring 4
TUTTY-FRUTTY LASTESÕIT														
1	1018	Lukass Pusnins			0:03:57,97	--	1		37.81 km/h	3:57,9	3:57			
2	1061	Gustavs Vacietis	SK ASI		0:03:58,12	+00:00	2		37.79 km/h	3:58,1	3:58			
3	1027	Anna Krumina	SK ASI		0:04:01,55	+00:03	1		37.25 km/h	4:01,5	4:01			
4	1001	Amanda Eihmane	Sk-ASI		0:04:10,84	+00:12	2		35.87 km/h	4:10,8	4:10			
5	1007	Loreta Luize Jurevica	SK Ziemelpols		0:04:11,02	+00:13	3		35.85 km/h	4:11,0	4:11			
6	1019	Arno Pusnins			0:04:28,45	+00:30	3		33.52 km/h	4:28,4	4:28			
7	1078	Elias Walden	HTL		0:04:35,77	+00:37	4		32.63 km/h	4:35,7	4:35			
8	1080	Kirils Sakss			0:04:39,35	+00:41	5		32.21 km/h	4:39,3	4:39			
9	1033	Ricards Liepins			0:04:39,78	+00:41	6		32.16 km/h	4:39,7	4:39			
10	1028	Katrina Krumina	SK ASI		0:04:39,94	+00:41	4		32.14 km/h	4:39,9	4:39			
11	1009	Susanna Pappel	Rullibuss Team		0:04:40,09	+00:42	5		32.13 km/h	4:40,0	4:40			
12	1090	Magdaleena Valge			0:04:40,97	+00:43	6		32.03 km/h	4:40,9	4:40			
13	1076	Viljami Ylänen	HTL		0:04:41,44	+00:43	7		31.97 km/h	4:41,4	4:41			
14	1052	Lisandra Tarmet	Rullibuss Team		0:04:42,55	+00:44	7		31.85 km/h	4:42,5	4:42			
15	1014	Sofija Tina Snikere	BJC Laimite		0:04:47,65	+00:49	8		31.28 km/h	4:47,6	4:47			
16	1003	Marta Lejstrauta	BJC "Laimite"		0:04:47,99	+00:50	9		31.25 km/h	4:47,9	4:47			
17	1083	Robin Luik			0:04:50,76	+00:52	8		30.95 km/h	4:50,7	4:50			
18	1002	Karlis Lejstrauts	BJC "Laimite"		0:04:51,23	+00:53	9		30.90 km/h	4:51,2	4:51			
19	1017	Victoria Pagar	Rullibuss Team		0:04:52,31	+00:54	10		30.78 km/h	4:52,3	4:52			
20	1010	Renet Riitsalu	Tartu Slalom		0:04:53,71	+00:55	10		30.64 km/h	4:53,7	4:53			
21	1008	Daniela Anna Livcane			0:05:01,98	+01:04	11		29.80 km/h	5:01,9	5:01			
22	1039	Beate Tolmane			0:05:11,20	+01:13	12		28.91 km/h	5:11,2	5:11			
23	1015	Emilija Racika	BJC Laimite		0:05:12,05	+01:14	13		28.84 km/h	5:12,0	5:12			
24	1086	Martin Saaroja			0:05:12,13	+01:14	11		28.83 km/h	5:12,1	5:12			
25	1004	Iris Nurgamaa	Jõhvi RS		0:05:12,82	+01:14	14		28.77 km/h	5:12,8	5:12			
26	1079	Ida Holopainen	HLK		0:05:13,20	+01:15	15		28.73 km/h	5:13,2	5:13			
27	1023	Heli-Ly Kruusmann	Rakvere Bont		0:05:13,73	+01:15	16		28.68 km/h	5:13,7	5:13			
28	1045	Kristjan Prohorenko	SK Tervis		0:05:14,25	+01:16	12		28.63 km/h	5:14,2	5:14			
29	1077	Joonas Meuronen	HTL		0:05:14,73	+01:16	13		28.59 km/h	5:14,7	5:14			
30	1020	Ketlin Toming	Rakvere Bont		0:05:24,69	+01:26	17		27.71 km/h	5:24,6	5:24			
31	1022	Gerlin Lipp	Rakvere Bont		0:05:28,26	+01:30	18		27.41 km/h	5:28,2	5:28			
32	1091	Rachel Karolin Kunda			0:05:33,46	+01:35	19		26.98 km/h	5:33,4	5:33			
33	1056	Amanda Sepp			0:05:39,87	+01:41	20		26.48 km/h	5:39,8	5:39			
34	1085	Aleksei Beljajev			0:05:49,40	+01:51	14		25.75 km/h	5:49,4	5:49			
35	1043	Andruse Andra Adele	SK Tervis		0:06:01,37	+02:03	21		24.90 km/h	6:01,3	6:01			

TALLINNA RULLUISUMARATON

Koht	Number	Nimi	Klubi	Riik	Tulemus	Kaotus	Koht vk	Punktid	Kiirus	Kiireim	Ring 1	Ring 2	Ring 3	Ring 4
36	1049	Mirjam Kalvik			0:06:02,75	+02:04	22		24.81 km/h	6:02,7	6:02			
37	1046	Saar Lisete	SK Tervis		0:06:10,50	+02:12	23		24.29 km/h	6:10,5	6:10			
38	1071	Kristen Soha			0:06:20,47	+02:22	15		23.65 km/h	6:20,4	6:20			
39	1057	Laura Anga			0:06:26,32	+02:28	24		23.29 km/h	6:26,3	6:26			
40	1035	Andrias Mäeks			0:06:29,17	+02:31	16		23.12 km/h	6:29,1	6:29			
41	1006	Mirtel Kaljas			0:06:30,26	+02:32	25		23.06 km/h	6:30,2	6:30			
42	1021	Adeele Aart	Rakvere Bont		0:06:37,29	+02:39	26		22.65 km/h	6:37,2	6:37			
43	1047	Liisa Saska	SK Tervis		0:06:42,72	+02:44	27		22.34 km/h	6:42,7	6:42			
44	1082	Liis Getter Saar			0:06:48,02	+02:50	28		22.05 km/h	6:48,0	6:48			
45	1070	Erik Kask			0:06:53,69	+02:55	17		21.75 km/h	6:53,6	6:53			
46	1062	Okko Ovaska			0:06:55,10	+02:57	18		21.68 km/h	6:55,1	6:55			
47	1066	Maria Smirnova			0:07:02,77	+03:04	29		21.28 km/h	7:02,7	7:02			
48	1087	Hendrik Kibus			0:07:04,24	+03:06	19		21.21 km/h	7:04,2	7:04			
49	1037	Aleksandr Eidemiller			0:07:17,03	+03:19	20		20.59 km/h	7:17,0	7:17			
50	1048	Raili Rahumägi			0:07:18,46	+03:20	30		20.52 km/h	7:18,4	7:18			
51	1074	Carola Noormets			0:07:18,69	+03:20	31		20.51 km/h	7:18,6	7:18			
52	1073	Vanessa Noormets			0:07:20,50	+03:22	32		20.43 km/h	7:20,5	7:20			
53	1072	Arabella Raie			0:07:22,36	+03:24	33		20.34 km/h	7:22,3	7:22			
54	1069	Nora Kask			0:07:36,18	+03:38	34		19.72 km/h	7:36,1	7:36			
55	1084	Stepan Antipov			0:08:23,58	+04:25	21		17.87 km/h	8:23,5	8:23			
56	1089	Wilhelm Orumets			0:08:35,35	+04:37	22		17.46 km/h	8:35,3	8:35			
57	1053	Miron Moltšanov			0:08:42,30	+04:44	23		17.23 km/h	8:42,3	8:42			
58	1088	Georg Tingas			0:09:05,95	+05:07	24		16.48 km/h	9:05,9	9:05			
59	1041	Iris Vaher			0:09:14,21	+05:16	35		16.23 km/h	9:14,2	9:14			
60	1058	Mart Anga			0:09:57,58	+05:59	25		15.06 km/h	9:57,5	9:57			
61	1051	Sebastian Luks			0:10:03,33	+06:05	26		14.91 km/h	10:03,3	10:03			
62	1036	Aleksandria Mäeks			0:10:24,82	+06:26	36		14.40 km/h	10:24,8	10:24			
63	1067	Linda Kalamees			0:10:29,12	+06:31	37		14.30 km/h	10:29,1	10:29			
64	1075	Berit Sula			0:10:34,94	+06:36	38		14.17 km/h	10:34,9	10:34			
65	1081	Kristofer Riitsalu			0:11:11,64	+07:13	27		13.39 km/h	11:11,6	11:11			
-	1580	Kiriis Sakss	SK ASI		DNS		-							
-	1005	Ralf Rooteman	HK TORNAADO		DNS		-							
-	1011	Ralfs Konrads	BJC Laimite		DNS		-							
-	1012	Rodrigo Saudins	BJC Laimite		DNS		-							
-	1013	Kristaps Nezamovs	BJC Laimite		DNS		-							
-	1016	Estere Kalvane	BJC Laimite		DNS		-							
-	1024	Rico-Helander	Rakvere Bont		DNS		-							

TALLINNA RULLUISUMARATON

Koht	Number	Nimi	Klubi	Riik	Tulemus	Kaotus	Koht vk	Punktid	Kiirus	Kiireim	Ring 1	Ring 2	Ring 3	Ring 4
-	1025	Eliis Pihlak	Rakvere Bont		DNS		-							
-	1026	Mairon Moisto			DNS		-							
-	1029	Melissa-Mai Lichtfeldt	Rakvere Bont		DNS		-							
-	1030	Rebeka Ivanov	Rakvere Bont		DNS		-							
-	1031	Elis Part	Rakvere Bont		DNS		-							
-	1032	Steven Viigand			DNS		-							
-	1034	Berit Tilk	Rullibuss Team		DNS		-							
-	1038	Carl Eric Oks			DNS		-							
-	1040	Milla Ivanova			DNS		-							
-	1042	Beatrise Fokrota	SK ASI		DNS		-							
-	1044	Indela Lisanne	SK Tervis		DNS		-							
-	1050	Markuss Timermanis	BJC "Laimīte"		DNS		-							
-	1054	Dmitri Nitsholdt			DNS		-							
-	1055	Daniela Novikova	BJC Laimite		DNS		-							
-	1059	Ieva Kucina	ASI Ski-Box		DNS		-							
-	1060	Edvards Vacietis	SK ASI		DNS		-							
-	1063	Isabelle Oks			DNS		-							
-	1064	Liisa Tohver			DNS		-							
-	1065	Ella Tohver			DNS		-							
-	1068	Robert Kalamees			DNS		-							

Rada: tänavad. Ilm: temperatuur +18 kraadi C, tuul 3 - 8 m/s, vahelduvalt pilves, vahepeal sadu
Osalejaid 409