

30.06.2018, PÄRNU

Korraldaja -Rulliklubi, Eesti Rullisuliit, TopSport OÜ, Jaanus Ritson

Ajamõõtmise tehnika ja korraldus: ANTROTSENTER OÜ, Urmas Paejärvi

Koht	Number	Nimi	Klubi	Riik	Tulemus	Kaotus	Keskmine kiirus	Kiireim	Ring 1	Ring 2	Ring 3	Ring 4	Ring 5	Ring 6	Ring 7	Ring 8	Ring 9
------	--------	------	-------	------	---------	--------	-----------------	---------	--------	--------	--------	--------	--------	--------	--------	--------	--------

## RULLUISUMARATON

### BLR

#### MEHED

1	94	Artsemi Slabodnik	rollersport.net		<b>1:15:54,6</b>	--	32.01 km/h	<b>8:01,0</b>	8:19	8:28	8:47	8:16	8:45	8:27	8:33	8:01	8:13
2	93	Ivan Kavaliou	rollersport.net		<b>1:15:54,8</b>	+00:00	32.00 km/h	<b>8:01,4</b>	8:19	8:28	8:47	8:17	8:44	8:28	8:33	8:01	8:13
3	95	Ilya Hanchuk	rollersport.net		<b>1:26:55,9</b>	+11:01	27.95 km/h	<b>9:10,4</b>	9:19	9:10	9:39	9:48	9:48	9:47	9:49	10:00	9:31

#### MEHED 40 - 49

1	84	Kiryl Linnik			<b>1:44:22,1</b>	--	23.28 km/h	<b>9:59,4</b>	9:59	12:51	12:01	12:10	11:49	11:47	10:53	11:30	11:19
---	----	--------------	--	--	------------------	----	------------	---------------	------	-------	-------	-------	-------	-------	-------	-------	-------

### EST

#### MEHED

1	1	Marten Liiv	TEAM UUS MAA		<b>1:08:01,5</b>	--	35.72 km/h	<b>7:12,4</b>	7:23	7:33	7:37	7:43	7:12	7:35	7:43	7:26	7:46
2	3	Kert Keskaik	Albe Team/Bont		<b>1:08:02,9</b>	+00:01	35.70 km/h	<b>7:11,0</b>	7:25	7:31	7:38	7:42	7:11	7:36	7:43	7:26	7:47
3	5	Mart Markus	Albe Team/Bont		<b>1:08:34,2</b>	+00:32	35.43 km/h	<b>7:21,7</b>	7:23	7:32	7:38	7:42	7:21	7:48	7:38	7:43	7:45
4	9	Aleks Luik	Albe Team/Bont		<b>1:09:57,0</b>	+01:55	34.73 km/h	<b>7:23,3</b>	7:23	7:32	7:38	7:42	7:33	7:48	8:06	8:24	7:46
5	8	Andrus Kuusk	8R		<b>1:10:01,4</b>	+01:59	34.70 km/h	<b>7:26,0</b>	7:26	7:32	7:37	7:42	7:32	7:51	8:03	8:23	7:51
6	13	Gerth Kivima	ATsport/sporditurg.ee		<b>1:11:14,1</b>	+03:12	34.11 km/h	<b>7:27,2</b>	7:27	7:31	7:39	7:41	7:52	8:04	8:04	8:13	8:40
7	14	Ott Telga	Rullibuss Team		<b>1:13:19,5</b>	+05:17	33.13 km/h	<b>7:28,2</b>	7:28	7:30	8:10	8:15	8:20	8:16	8:26	8:29	8:21
8	43	Herlet Kivima	Rullibuss Team		<b>1:16:21,1</b>	+08:19	31.82 km/h	<b>8:15,7</b>	8:22	8:25	8:49	8:18	8:45	8:26	8:36	8:21	8:15
9	26	Siim Mägi	Rullibuss Team		<b>1:16:22,2</b>	+08:20	31.81 km/h	<b>8:16,7</b>	8:22	8:27	8:47	8:18	8:45	8:26	8:35	8:21	8:16
10	67	Märt Kuus			<b>1:16:22,5</b>	+08:20	31.81 km/h	<b>8:17,5</b>	8:21	8:27	8:46	8:17	8:45	8:28	8:33	8:21	8:20
11	73	Janoš Tšonka			<b>1:17:48,5</b>	+09:46	31.23 km/h	<b>8:16,6</b>	8:26	8:24	8:45	8:16	8:46	8:28	8:34	8:37	9:27
12	96	Hando Tamm			<b>1:27:24,8</b>	+19:23	27.79 km/h	<b>9:19,1</b>	9:19	9:46	9:31	9:41	9:59	9:46	9:59	9:44	9:35
13	38	Ivar Laur			<b>1:27:25,2</b>	+19:23	27.79 km/h	<b>8:28,2</b>	8:28	9:51	9:36	10:01	10:22	9:46	9:56	9:49	9:32
14	101	Pavel Iljin			<b>1:27:31,0</b>	+19:29	27.76 km/h	<b>9:18,9</b>	9:18	9:45	9:31	9:42	9:51	9:54	9:56	9:49	9:40
15	66	Jaan Oder	Tartu Inline Team		<b>1:27:31,7</b>	+19:30	27.76 km/h	<b>9:17,5</b>	9:17	9:47	9:31	9:41	10:00	9:47	9:57	9:46	9:41
16	104	Marko Greenbaum			<b>1:30:53,0</b>	+22:51	26.73 km/h	<b>9:55,6</b>	10:00	9:56	9:55	10:01	10:04	10:16	10:16	10:15	10:06
17	80	Priit Kallaste	OÜ Inseneribüroo		<b>1:30:55,5</b>	+22:53	26.72 km/h	<b>9:54,8</b>	10:01	9:54	9:56	10:01	10:06	10:15	10:15	10:14	10:09
18	61	Kristo Must	Tartu Rullisuklubi		<b>1:34:08,7</b>	+26:07	25.81 km/h	<b>9:55,4</b>	9:59	9:56	9:55	10:01	10:07	10:15	10:24	11:40	11:48
19	88	Mihkel Särev			<b>1:43:50,7</b>	+35:49	23.40 km/h	<b>10:58,1</b>	11:31	11:56	11:44	11:16	10:58	11:07	12:03	11:46	11:27
20	102	Alan Ingel			<b>1:45:35,3</b>	+37:33	23.01 km/h	<b>11:24,7</b>	11:31	11:56	11:44	11:24	11:56	12:04	11:43	11:48	11:24
21	59	Taavo Käi			<b>1:53:36,1</b>	+45:34	21.39 km/h	<b>12:10,9</b>	13:05	12:35	12:10	12:23	12:24	12:44	12:43	12:37	12:51
22	86	Viljar Nurk			<b>1:59:54,8</b>	+51:53	20.26 km/h	<b>12:47,6</b>	13:26	13:02	13:01	13:00	12:47	13:41	13:23	13:35	13:54
-	4	Kaspar Kaljuvee	Albe Team/Bont		<b>DNF</b>		35.89 km/h	<b>7:16,8</b>	7:16	7:22	7:39	7:37	7:40				
-	7	Ilja Oštšepkov	ATsport/sporditurg.ee		<b>DNF</b>		35.84 km/h	<b>7:25,3</b>	7:25	7:32	7:38						
-	17	Lauri Koort	Albe Team/Bont		<b>DNS</b>												

#### MEHED 40 - 49

1	15	Sulev Lakk	ABEC 40 +		<b>1:13:27,4</b>	--	33.08 km/h	<b>7:28,4</b>	7:28	7:31	8:10	8:14	8:21	8:17	8:25	8:29	8:30
2	53	Antti Haljak			<b>1:15:56,0</b>	+02:28	32.00 km/h	<b>7:27,8</b>	7:27	7:57	9:36	8:53	8:41	8:27	8:34	8:01	8:15
3	39	Janno Luik	ATsport/sporditurg.ee		<b>1:16:19,8</b>	+02:52	31.83 km/h	<b>8:16,0</b>	8:21	8:27	8:48	8:16	8:45	8:28	8:34	8:23	8:16

Koht	Number	Nimi	Klubi	Riik	Tulemus	Kaotus	Keskmine kiirus	Kiireim	Ring 1	Ring 2	Ring 3	Ring 4	Ring 5	Ring 6	Ring 7	Ring 8	Ring 9
4	31	Indrek Aarna	ATsport/sporditurg.ee		<b>1:16:20,7</b>	+02:53	31.82 km/h	<b>8:18,6</b>	8:22	8:27	8:46	8:18	8:44	8:27	8:34	8:20	8:18
5	85	Janek Vana			<b>1:16:21,2</b>	+02:53	31.82 km/h	<b>8:16,5</b>	8:19	8:30	8:46	8:16	8:42	8:30	8:34	8:20	8:19
6	29	Frid Kaljas	ABEC Rulluisuklubi		<b>1:16:21,2</b>	+02:53	31.82 km/h	<b>8:17,5</b>	8:23	8:27	8:47	8:19	8:41	8:28	8:34	8:21	8:17
7	30	Ats Kallais	Albe Tean Bont		<b>1:16:21,4</b>	+02:54	31.82 km/h	<b>8:18,2</b>	8:21	8:26	8:47	8:18	8:43	8:28	8:33	8:23	8:18
8	41	Meelis Tammre	TEAM UUS MAA		<b>1:16:39,8</b>	+03:12	31.69 km/h	<b>8:16,6</b>	8:23	8:28	8:47	8:16	8:44	8:28	8:33	8:23	8:33
9	71	Mika Erik Sucksdorff	TEAM UUS MAA		<b>1:16:46,9</b>	+03:19	31.64 km/h	<b>8:18,1</b>	8:27	8:25	8:45	8:18	8:45	8:26	8:34	8:23	8:41
10	68	Andrus Undrest	Tartu Inline Team		<b>1:17:06,8</b>	+03:39	31.51 km/h	<b>8:19,0</b>	8:23	8:25	8:46	8:19	8:44	8:28	8:34	8:20	9:04
11	50	Jaanus Laugus	TEAM UUS MAA		<b>1:19:28,4</b>	+06:01	30.57 km/h	<b>8:19,2</b>	8:21	8:26	8:48	8:19	8:44	8:27	8:34	8:41	11:05
12	24	Ahti Oks			<b>1:20:14,9</b>	+06:47	30.28 km/h	<b>8:19,5</b>	8:26	8:27	8:45	8:19	8:41	8:28	9:07	9:54	10:03
13	36	Jaanus Pappel	Viimsi Sport		<b>1:21:35,5</b>	+08:08	29.78 km/h	<b>8:18,9</b>	8:25	8:25	8:47	8:18	8:46	9:36	10:09	10:04	9:02
14	74	Priit Kaasik	Jõhvi RS		<b>1:23:01,4</b>	+09:34	29.26 km/h	<b>8:29,5</b>	8:29	9:08	9:21	9:04	9:08	9:13	9:26	9:48	9:19
15	60	Rauno Vestung	Kaheksarattalised		<b>1:23:05,7</b>	+09:38	29.24 km/h	<b>8:29,9</b>	8:29	9:06	9:20	9:04	9:09	9:13	9:27	9:49	9:23
16	45	Allan Kivi			<b>1:24:08,2</b>	+10:40	28.88 km/h	<b>9:03,7</b>	9:17	9:10	9:03	9:19	9:24	9:26	9:14	9:32	9:37
17	28	Mairo Pukk			<b>1:27:11,0</b>	+13:43	27.87 km/h	<b>8:24,5</b>	8:24	9:16	10:56	9:41	9:38	9:37	9:58	10:05	9:33
18	46	Tiit Maas			<b>1:27:11,5</b>	+13:44	27.86 km/h	<b>9:22,4</b>	10:00	9:52	9:40	9:37	9:34	9:33	9:48	9:42	9:22
19	48	Remii Vahtra			<b>1:27:27,1</b>	+13:59	27.78 km/h	<b>8:30,8</b>	8:30	9:52	9:32	10:02	9:48	10:04	10:14	9:45	9:35
20	42	Marti Laidre			<b>1:27:29,9</b>	+14:02	27.77 km/h	<b>8:27,4</b>	8:27	9:55	9:57	9:58	9:59	9:45	10:00	9:44	9:40
21	87	Mait Mõttus			<b>1:45:33,4</b>	+32:06	23.02 km/h	<b>11:13,2</b>	11:13	11:59	11:48	11:35	11:56	12:04	11:43	11:48	11:23
22	90	Tarvo Jõeste			<b>1:45:34,5</b>	+32:07	23.01 km/h	<b>11:24,6</b>	11:30	11:56	11:44	11:24	11:56	12:04	11:43	11:48	11:25
23	103	Margus Leet			<b>1:54:39,9</b>	+41:12	21.19 km/h	<b>12:17,8</b>	13:20	12:36	12:17	12:23	12:33	12:40	12:34	12:27	13:45
-	100	Argo Sõõru			<b>DNF</b>		22.65 km/h	<b>10:24,6</b>	10:42	10:24	10:28	10:43	10:37	18:34			
-	18	Jarek Mäestu	Tartu Inline Team		<b>DNS</b>												
-	47	Urmas Grüning	Jõhvi RS		<b>DNS</b>												
-	65	Sami Tapio Juutinen			<b>DNS</b>												

## MEHED 50 - 59

1	16	Kuido Koppel	ATsport/sporditurg.ee		<b>1:15:56,2</b>	--	32.00 km/h	<b>7:28,0</b>	7:28	7:50	9:00	8:49	8:52	8:53	8:43	8:03	8:15
2	21	Ego Veevel	Rullibuss Team		<b>1:16:20,1</b>	+00:23	31.83 km/h	<b>7:55,9</b>	7:55	8:51	8:48	8:18	8:42	8:28	8:34	8:24	8:16
3	19	Alar Nigul	CFC Spordiklubi		<b>1:16:20,5</b>	+00:24	31.83 km/h	<b>8:18,9</b>	8:20	8:27	8:47	8:19	8:41	8:29	8:32	8:22	8:18
4	69	Tõnu Koppel	ATsport/sporditurg.ee		<b>1:16:22,6</b>	+00:26	31.81 km/h	<b>8:17,4</b>	8:19	8:31	8:47	8:19	8:42	8:28	8:33	8:21	8:17
5	40	Toomas Silluste			<b>1:21:35,6</b>	+05:39	29.78 km/h	<b>8:28,5</b>	8:28	9:10	9:19	9:04	9:08	9:13	8:51	9:16	9:02
6	72	Tarmo Laht			<b>1:24:07,9</b>	+08:11	28.88 km/h	<b>9:03,8</b>	9:15	9:12	9:03	9:20	9:25	9:25	9:15	9:32	9:36
7	54	Veiko Tammik			<b>1:32:00,0</b>	+16:03	26.41 km/h	<b>9:55,4</b>	9:58	9:56	9:55	10:01	10:07	10:15	10:17	10:34	10:52
8	77	Jaan Küünal			<b>1:45:34,8</b>	+29:38	23.01 km/h	<b>11:24,6</b>	11:31	11:56	11:44	11:24	11:56	12:04	11:43	11:48	11:25
-	44	Toivo Tomingas			<b>DNF</b>		32.00 km/h	<b>8:25,9</b>	8:25	8:26							
-	63	Tarmo Fimberg	ABEC 40 +		<b>DNS</b>												

## MEHED 60+

1	27	Torbjörn Köhler	Tartu Inline Team		<b>1:17:11,9</b>	--	31.47 km/h	<b>8:19,2</b>	8:24	8:25	8:46	8:19	8:43	8:28	8:34	8:20	9:09
2	33	Vladimir Baskakov			<b>1:24:04,3</b>	+06:52	28.90 km/h	<b>8:34,3</b>	8:34	9:47	8:46	9:03	9:14	9:12	9:45	10:07	9:32
3	75	Anatoli Sevastjanov	Tartu Inline Team		<b>1:27:27,3</b>	+10:15	27.78 km/h	<b>9:12,3</b>	9:17	9:12	9:44	10:05	9:59	9:44	10:00	9:43	9:40
4	49	Vladimir Zaviyalov			<b>1:27:34,0</b>	+10:22	27.74 km/h	<b>9:34,3</b>	10:07	9:43	9:43	9:36	9:34	9:34	9:41	9:47	9:45
5	56	Ain Parve			<b>1:31:51,5</b>	+14:39	26.45 km/h	<b>9:55,4</b>	9:58	9:56	9:55	10:01	10:07	10:15	10:17	10:34	10:43
6	58	Boriss Teder			<b>1:43:06,3</b>	+25:54	23.56 km/h	<b>10:25,7</b>	10:42	10:25	11:11	11:33	11:27	11:44	12:00	11:51	12:08

Koht	Number	Nimi	Klubi	Riik	Tulemus	Kaotus	Keskmine kiirus	Kiireim	Ring 1	Ring 2	Ring 3	Ring 4	Ring 5	Ring 6	Ring 7	Ring 8	Ring 9
7	78	Lembit Saart			<b>1:47:34,6</b>	+30:22	22.58 km/h	<b>10:25,7</b>	10:42	10:25	11:12	11:41	12:07	12:24	13:05	12:52	13:01
<b>FIN</b>																	
<b>MEHED</b>																	
1	20	Teemu Ylänen	HTL		<b>1:12:48,6</b>	--	33.37 km/h	<b>7:26,6</b>	7:26	7:31	7:38	7:42	7:33	9:07	8:45	8:34	8:27
2	97	Jarkko Vellonen			<b>1:53:57,8</b>	+41:09	21.32 km/h	<b>12:06,9</b>	12:06	12:13	12:22	12:24	12:41	13:14	13:05	13:09	12:39
-	32	Nils Vähä-Vahe	HTL		<b>DNF</b>		36.13 km/h	<b>7:25,6</b>	7:25	7:30							
<b>MEHED 40 - 49</b>																	
1	70	Anssi Niukkanen	HTL		<b>1:27:23,6</b>	--	27.80 km/h	<b>8:21,6</b>	8:21	9:23	10:28	10:05	9:58	9:46	9:58	9:46	9:33
2	52	Kristjan Kuntu			<b>1:27:31,6</b>	+00:08	27.76 km/h	<b>9:17,0</b>	9:17	9:47	9:28	9:44	10:00	9:48	9:54	9:50	9:39
<b>MEHED 50 - 59</b>																	
1	34	Kari Vuorinen			<b>1:24:03,1</b>	--	28.91 km/h	<b>8:30,3</b>	8:30	9:08	9:21	9:03	9:08	9:13	9:27	9:49	10:20
<b>MEHED 60+</b>																	
1	25	Toivo Rätte			<b>1:16:22,0</b>	--	31.81 km/h	<b>8:17,1</b>	8:24	8:25	8:45	8:18	8:44	8:28	8:34	8:21	8:17
2	57	Arne Kristian Hansen	HTL		<b>1:30:58,8</b>	+14:36	26.70 km/h	<b>9:54,9</b>	10:01	9:54	9:55	10:02	10:06	10:15	10:15	10:14	10:12
<b>LAT</b>																	
<b>MEHED</b>																	
1	2	Reinis Znotins	Powerslide-Laimite		<b>1:07:18,4</b>	--	36.10 km/h	<b>7:01,1</b>	7:23	7:33	7:37	7:42	7:01	7:23	7:31	7:27	7:37
2	12	Sandris Šnore	Powerslide-Laimite		<b>1:08:44,8</b>	+01:26	35.34 km/h	<b>7:20,9</b>	7:23	7:33	7:38	7:42	7:20	7:48	7:38	7:43	7:55
3	6	Lauris Bitenieks	Powerslide-Laimite		<b>1:09:02,5</b>	+01:44	35.19 km/h	<b>7:22,6</b>	7:23	7:33	7:39	7:40	7:22	7:48	7:38	7:43	8:12
4	99	Ansis Eljasans	FILTER		<b>1:09:58,1</b>	+02:39	34.72 km/h	<b>7:26,2</b>	7:26	7:31	7:37	7:42	7:33	7:48	8:05	8:24	7:47
5	11	Janis Jurdžs	Powerslide-Laimite		<b>1:12:43,7</b>	+05:25	33.41 km/h	<b>7:25,1</b>	7:25	7:33	7:36	7:42	8:07	8:34	8:45	8:34	8:23
6	98	Haralds Dernovs			<b>1:13:20,3</b>	+06:01	33.13 km/h	<b>7:24,9</b>	7:24	7:33	7:37	8:15	8:46	8:23	8:25	8:29	8:22
7	10	Roberts Pundurs	Powerslide-Laimite		<b>1:21:27,8</b>	+14:09	29.82 km/h	<b>7:26,4</b>	7:26	7:32	12:07	8:55	9:09	9:10	8:56	9:15	8:54
8	51	Ivo Pusnins			<b>1:27:28,3</b>	+20:09	27.78 km/h	<b>9:03,8</b>	9:15	9:13	9:03	9:19	9:25	9:25	10:35	10:59	10:10
<b>MEHED 40 - 49</b>																	
1	23	Dzintars Sarmulis	Filter		<b>1:16:25,7</b>	--	31.79 km/h	<b>8:19,9</b>	8:20	8:28	8:45	8:19	8:42	8:29	8:34	8:20	8:24
2	35	Girts Jankovskis	BJC Laimite		<b>1:19:32,2</b>	+03:06	30.55 km/h	<b>8:19,1</b>	8:26	8:26	8:44	8:19	8:43	8:28	8:35	9:46	10:01
3	76	Peteris Petersons	Laimite		<b>1:23:11,6</b>	+06:45	29.20 km/h	<b>8:24,6</b>	8:25	8:27	8:46	8:24	9:48	9:46	9:39	10:00	9:51
<b>MEHED 50 - 59</b>																	
1	81	Andris Krauja	ASI		<b>1:27:27,5</b>	--	27.78 km/h	<b>9:32,8</b>	9:58	9:53	9:42	9:37	9:32	9:34	9:46	9:42	9:39
<b>LTU</b>																	
<b>MEHED 40 - 49</b>																	
1	62	Zilvinas Bieksa	Rieduciu akademija		<b>1:27:29,9</b>	--	27.77 km/h	<b>9:17,6</b>	9:17	9:47	9:30	9:42	10:00	9:48	9:54	9:50	9:37
-	55	Kestutis Reimeris			<b>DNS</b>												
<b>RUS</b>																	
<b>MEHED</b>																	
1	22	Maksim Vysotckii	TEAM UUS MAA		<b>1:09:57,0</b>	--	34.73 km/h	<b>7:25,3</b>	7:25	7:32	7:37	7:42	7:33	7:48	8:01	8:29	7:45
<b>MEHED 40 - 49</b>																	
1	79	Sergey Fedorchuk			<b>1:21:28,8</b>	--	29.82 km/h	<b>8:45,3</b>	9:15	9:07	8:45	9:03	9:14	8:58	8:51	9:16	8:55
<b>MEHED 50 - 59</b>																	
1	89	Amper Savelev			<b>1:13:20,2</b>	--	33.13 km/h	<b>7:29,2</b>	7:29	7:30	8:09	8:14	8:21	8:17	8:25	8:29	8:22
2	37	Mikhail Shkliarov	U SKATE		<b>1:19:29,9</b>	+06:09	30.56 km/h	<b>8:17,4</b>	8:21	8:26	8:47	8:17	8:43	8:31	8:35	9:46	9:58



Koht	Number	Nimi	Klubi	Riik	Tulemus	Kaotus	Keskmine kiirus	Kiireim	Ring 1	Ring 2	Ring 3	Ring 4	Ring 5	Ring 6	Ring 7	Ring 8	Ring 9
3	82	Aleksandr Kuchkov			<b>1:33:45,3</b>	+20:25	25.91 km/h	<b>9:55,4</b>	9:58	9:57	9:55	10:01	10:07	10:14	10:59	11:11	11:19

SWE

## MEHED 40 - 49

1	91	Lars Bäcksholm	Dala Active Skaters		<b>1:16:18,0</b>	--	31.84 km/h	<b>8:12,9</b>	8:26	8:26	8:44	8:19	8:41	8:28	8:35	8:22	8:12
---	----	----------------	---------------------	--	------------------	----	------------	---------------	------	------	------	------	------	------	------	------	------

UKR

## MEHED 50 - 59

1	92	Oleksandr Symonenko	SAM Roller Club		<b>1:13:20,2</b>	--	33.13 km/h	<b>7:28,5</b>	7:28	7:31	8:10	8:14	8:20	8:17	8:25	8:29	8:22
---	----	---------------------	-----------------	--	------------------	----	------------	---------------	------	------	------	------	------	------	------	------	------

## RULLUISUMARATON NAISED

BLR

### NAISED

1	263	Karyna Yushkevich	Rollersport.net		<b>1:20:55,2</b>	--	30.02 km/h	<b>8:26,0</b>	8:43	8:56	8:26	8:56	9:08	9:09	8:59	9:24	9:11
2	286	Katsiaryna	rollersport.net		<b>1:26:04,3</b>	+05:09	28.23 km/h	<b>9:16,0</b>	9:16	9:35	9:41	9:36	9:33	9:34	9:42	9:44	9:20
3	285	Kseniya Matsesha	rollersport.net		<b>1:26:05,0</b>	+05:09	28.22 km/h	<b>9:16,2</b>	9:16	9:35	9:41	9:36	9:33	9:33	9:42	9:44	9:20

EST

### NAISED

1	251	Saskia Alusalu	TEAM UUS MAA		<b>1:18:02,9</b>	--	31.13 km/h	<b>8:20,9</b>	8:42	8:56	8:20	8:26	8:24	8:32	8:42	8:54	9:03
2	252	Kristiine Kalev			<b>1:20:46,0</b>	+02:43	30.08 km/h	<b>8:25,7</b>	8:41	8:56	8:25	8:57	9:08	9:10	8:59	9:24	9:02
3	253	Enel Kõrva	Rulluisuklubi ABEC / A&T		<b>1:20:49,8</b>	+02:46	30.06 km/h	<b>8:25,8</b>	8:42	8:56	8:25	8:56	9:08	9:09	8:59	9:24	9:06
4	265	Olga Gapejeva	Tartu Inline Team		<b>1:35:05,9</b>	+17:02	25.55 km/h	<b>9:36,8</b>	9:36	10:25	10:31	10:43	10:32	10:35	10:59	10:55	10:45
5	275	Geidi Kruusmann			<b>1:35:17,0</b>	+17:14	25.50 km/h	<b>9:44,1</b>	9:44	10:22	10:28	10:44	10:32	10:34	10:59	10:55	10:55
6	288	Kadri Lukk			<b>1:37:45,7</b>	+19:42	24.85 km/h	<b>10:16,7</b>	10:16	10:39	10:23	10:48	10:45	10:58	11:09	11:24	11:19
7	274	Liisi Laaspere	Rakvere Naised		<b>1:39:45,2</b>	+21:42	24.35 km/h	<b>9:42,2</b>	9:42	10:23	10:28	10:42	10:33	10:34	12:25	12:24	12:29
8	269	Mirjam Metslang	Tartu Inline Team		<b>1:44:20,7</b>	+26:17	23.28 km/h	<b>10:45,9</b>	10:45	11:42	11:33	11:28	12:03	12:04	11:43	11:48	11:10
9	281	Diana Leppsoo			<b>1:49:42,3</b>	+31:39	22.15 km/h	<b>11:23,4</b>	12:21	12:35	12:17	12:23	12:33	12:38	11:37	11:23	11:51
10	287	Kelly Tõnnus			<b>1:52:35,8</b>	+34:32	21.58 km/h	<b>12:05,9</b>	12:05	12:35	12:10	12:24	12:24	12:44	12:42	12:38	12:49
-	254	Tuuli Vaher	Rakvere Naised		<b>DNF</b>		31.31 km/h	<b>8:20,9</b>	8:42	8:55	8:20	8:26	8:40				
-	255	Mariin Sarap			<b>DNS</b>												
-	273	Veronica Ivanov	Rakvere Naised		<b>DNS</b>												
-	277	Helen Aart	Rakvere Naised		<b>DNS</b>												

## NAISED 40 - 49

1	256	Diana Kaareste	Rulluisuklubi ABEC / A&T		<b>1:20:51,9</b>	--	30.05 km/h	<b>8:26,0</b>	8:42	8:56	8:26	8:56	9:08	9:09	8:59	9:24	9:08
2	261	Terje Vingisaar			<b>1:26:34,2</b>	+05:42	28.06 km/h	<b>9:16,4</b>	9:16	9:35	9:41	9:35	9:34	9:34	9:43	9:45	9:48
3	262	Merle Siimsen	8R		<b>1:30:49,2</b>	+09:57	26.75 km/h	<b>9:36,4</b>	9:37	10:02	9:36	10:00	10:11	10:11	10:34	10:26	10:08
4	264	Sirje Nurgamaa	Jõhvi RS		<b>1:30:50,8</b>	+09:58	26.74 km/h	<b>9:16,7</b>	9:16	9:51	10:10	10:08	10:20	10:28	10:25	10:08	10:00
5	289	Maiu Kivimäe			<b>1:32:51,7</b>	+11:59	26.16 km/h	<b>9:36,7</b>	9:36	10:02	9:39	10:07	10:20	10:29	10:26	10:42	11:27
6	267	Mari-Liis Sau	rulluisuklubi Abec		<b>1:42:50,4</b>	+21:58	23.62 km/h	<b>10:15,0</b>	10:15	10:41	11:18	12:03	11:34	11:38	12:03	11:46	11:27
7	271	Kristi Rahumägi	8R		<b>1:53:36,6</b>	+32:44	21.38 km/h	<b>12:17,9</b>	12:20	12:36	12:17	12:23	12:33	12:41	12:32	12:26	13:42
-	266	Ene Ilver	Rulluisuklubi ABEC		<b>DNS</b>												
-	279	Maiu Kivimäe			<b>DNS</b>												

## NAISED 50+

1	276	Piret Kruusimaa	Rakvere Naised		<b>1:35:10,6</b>	--	25.53 km/h	<b>9:42,4</b>	9:42	10:23	10:28	10:42	10:33	10:34	10:59	10:55	10:50
2	278	Ljudmilla Mastovitš	Kaheksarattalised Naised		<b>1:42:47,5</b>	+07:36	23.63 km/h	<b>10:45,1</b>	10:45	10:48	11:12	11:37	11:30	11:38	12:05	11:46	11:24

Koht	Number	Nimi	Klubi	Riik	Tulemus	Kaotus	Keskmine kiirus	Kiireim	Ring 1	Ring 2	Ring 3	Ring 4	Ring 5	Ring 6	Ring 7	Ring 8	Ring 9
<b>FIN</b>																	
<b>NAISED 40 - 49</b>																	
3	270	Piret Saare			<b>1:44:41,4</b>	+09:30	23.21 km/h	<b>10:17,2</b>	10:17	11:37	11:57	12:10	11:49	11:47	11:43	11:48	11:30
<b>LAT</b>																	
<b>NAISED</b>																	
1	280	Kirsi Viiru			<b>1:42:47,8</b>	--	23.63 km/h	<b>10:15,9</b>	10:15	11:13	11:16	11:37	11:30	11:37	12:04	11:46	11:25
<b>NAISED</b>																	
1	258	Arta Irbe	ASI Ski Box		<b>1:21:07,4</b>	--	29.95 km/h	<b>8:27,8</b>	8:42	8:55	8:27	8:54	9:08	9:10	8:59	9:23	9:23
2	257	Marta Gara			<b>1:25:57,3</b>	+04:49	28.27 km/h	<b>8:44,0</b>	8:44	9:36	9:53	9:55	9:34	9:33	9:42	9:44	9:12
3	282	Ilvija Berzina			<b>1:44:33,6</b>	+23:26	23.24 km/h	<b>10:45,0</b>	10:45	10:53	11:29	11:50	11:40	11:48	12:21	12:05	11:39
<b>NAISED 40 - 49</b>																	
1	260	Antra Zemite	ASI Ski Box		<b>1:26:32,8</b>	--	28.07 km/h	<b>9:06,3</b>	9:06	9:46	9:39	9:36	9:33	9:34	9:42	9:45	9:47
2	326	Gunita Snikere	BJC Laimīte		<b>1:37:47,8</b>	+11:14	24.84 km/h	<b>10:14,3</b>	10:14	10:41	10:23	10:49	10:45	10:57	11:09	11:24	11:22
<b>NAISED 50+</b>																	
1	268	Lelde Vancovica	ASI Ski Box		<b>1:37:47,8</b>	--	24.84 km/h	<b>10:14,7</b>	10:14	10:40	10:23	10:49	10:44	10:58	11:09	11:24	11:22
<b>RUS</b>																	
<b>NAISED</b>																	
1	259	Olga Belova	U SKATE		<b>1:26:33,6</b>	--	28.07 km/h	<b>9:06,3</b>	9:06	9:46	9:40	9:36	9:34	9:33	9:42	9:45	9:48
<b>UKR</b>																	
<b>NAISED</b>																	
1	283	Anna Muzyka	SAM ROLLER CLUB		<b>1:18:06,1</b>	--	31.11 km/h	<b>8:20,9</b>	8:42	8:56	8:20	8:25	8:24	8:32	8:41	8:54	9:06
2	284	Mariia Shostak	SAM ROLLER CLUB		<b>1:20:48,6</b>	+02:42	30.07 km/h	<b>8:28,0</b>	8:42	8:56	8:28	8:55	9:08	9:10	8:59	9:23	9:04
<b>MYFITNESS POOLMARATON</b>																	
<b>BLR</b>																	
<b>MEHED</b>																	
1	390	Yauheni Yushkevich			<b>56:43,7</b>	--	23.79 km/h	<b>10:43,5</b>	10:43	11:08	12:00	11:18	11:32				
<b>ESP</b>																	
<b>NAISED</b>																	
1	391	Marian Märtson	Patinar Por Gandia		<b>51:14,0</b>	--	26.34 km/h	<b>9:53,6</b>	9:53	10:15	10:27	10:30	10:05				
<b>EST</b>																	
<b>MEHED</b>																	
1	312	Kristjan Missai			<b>43:07,8</b>	--	31.30 km/h	<b>8:21,1</b>	8:21	8:22	8:31	8:57	8:54				
2	315	Raivo Rukis			<b>45:27,9</b>	+02:20	29.69 km/h	<b>8:29,8</b>	8:29	9:07	9:09	9:24	9:15				
3	404	Toivo Tomingas			<b>45:33,8</b>	+02:26	29.62 km/h	<b>8:25,9</b>	8:25	9:12	9:08	9:24	9:21				
4	321	Siim Sander Rooba			<b>48:29,2</b>	+05:21	27.84 km/h	<b>9:16,1</b>	9:16	9:33	9:26	10:10	10:03				
5	64	Alar Ivanov	Rakvere Bont		<b>49:48,3</b>	+06:40	27.10 km/h	<b>9:16,4</b>	9:16	9:33	9:29	11:04	10:24				
6	398	Aleksandr Semjonov			<b>50:32,8</b>	+07:25	26.70 km/h	<b>9:54,8</b>	9:54	10:06	10:15	10:07	10:09				
7	403	Toomas Rump			<b>51:10,1</b>	+08:02	26.38 km/h	<b>9:57,5</b>	9:57	10:14	10:25	10:32	10:00				
8	337	Kristo Aart	Rakvere Bont		<b>52:13,7</b>	+09:05	25.84 km/h	<b>9:56,2</b>	9:56	10:14	10:24	10:35	11:02				
9	411	Margus Maidla			<b>53:13,3</b>	+10:05	25.36 km/h	<b>10:28,9</b>	10:43	10:40	10:28	10:31	10:48				
10	406	Steve Haas			<b>53:13,3</b>	+10:05	25.36 km/h	<b>10:12,7</b>	10:12	10:45	10:54	10:31	10:48				
11	343	Ragnar Toom			<b>54:12,9</b>	+11:05	24.90 km/h	<b>10:42,8</b>	10:42	10:43	11:00	10:55	10:50				
12	336	Ivar Lilla	TARTU INLINE TEAM		<b>54:13,6</b>	+11:05	24.89 km/h	<b>10:42,4</b>	10:42	10:43	11:00	10:56	10:50				

Koht	Number	Nimi	Klubi	Riik	Tulemus	Kaotus	Keskmine kiirus	Kiireim	Ring 1	Ring 2	Ring 3	Ring 4	Ring 5	Ring 6	Ring 7	Ring 8	Ring 9
13	389	Toomas Uuueküla			<b>55:53,0</b>	+12:45	24.15 km/h	<b>10:50,2</b>	10:50	11:03	11:24	11:34	11:00				
14	331	Tanel Ojala	Kuldsed Käed / Team		<b>56:13,1</b>	+13:05	24.01 km/h	<b>10:32,1</b>	10:32	11:29	11:50	11:19	11:02				
15	377	Kaido Poom	Sk Pedja		<b>57:00,4</b>	+13:52	23.68 km/h	<b>11:01,5</b>	11:01	11:19	11:39	11:43	11:15				
16	355	Koit Veeorg			<b>57:02,5</b>	+13:54	23.66 km/h	<b>11:02,3</b>	11:02	11:30	11:40	11:30	11:18				
17	347	Argo Viikmann			<b>57:02,6</b>	+13:54	23.66 km/h	<b>10:57,3</b>	10:57	11:35	11:38	11:30	11:20				
18	346	Marko Mölder			<b>57:04,3</b>	+13:56	23.65 km/h	<b>11:06,8</b>	11:06	11:25	11:39	11:31	11:21				
19	354	Jaak Veskimeister	Tallinki Spordiklubi		<b>57:04,4</b>	+13:56	23.65 km/h	<b>11:04,1</b>	11:04	11:29	11:38	11:30	11:22				
20	351	Tarmo Leek	Kaheksarattalised		<b>57:05,4</b>	+13:57	23.64 km/h	<b>11:03,4</b>	11:03	11:29	11:39	11:30	11:22				
21	348	Aare Kalvik			<b>57:07,0</b>	+13:59	23.63 km/h	<b>11:03,1</b>	11:03	11:29	11:40	11:30	11:23				
22	361	Lenno Luks			<b>59:17,1</b>	+16:09	22.77 km/h	<b>11:02,0</b>	11:02	11:30	11:42	12:56	12:05				
23	383	Martin Kuusik			<b>59:24,3</b>	+16:16	22.72 km/h	<b>11:12,9</b>	11:41	11:12	12:22	12:00	12:07				
24	350	Timo Saks			<b>59:26,4</b>	+16:18	22.71 km/h	<b>11:14,3</b>	11:39	11:14	12:22	12:01	12:08				
25	401	Janek Ruusmere			<b>59:43,9</b>	+16:36	22.60 km/h	<b>10:57,8</b>	11:02	10:57	12:13	12:57	12:32				
26	378	Reiko Tääker			<b>63:20,0</b>	+20:12	21.31 km/h	<b>11:03,9</b>	11:03	12:05	13:27	13:23	13:20				
27	384	Hendrik Peterson			<b>64:35,7</b>	+21:27	20.89 km/h	<b>11:59,3</b>	12:55	11:59	13:36	13:14	12:50				
28	408	Kalev Hunt			<b>65:30,6</b>	+22:22	20.60 km/h	<b>12:26,0</b>	12:26	12:41	13:27	13:10	13:44				
29	356	Tõnu Rajando			<b>66:58,5</b>	+23:50	20.15 km/h	<b>13:14,8</b>	13:36	13:15	13:26	13:25	13:14				
30	382	Marek Väljari	Kuldsed Käed / Team		<b>67:56,2</b>	+24:48	19.87 km/h	<b>13:08,7</b>	13:08	13:08	13:27	13:59	14:11				
31	409	Oliver Saare			<b>69:24,4</b>	+26:16	19.45 km/h	<b>13:19,2</b>	13:21	13:19	13:40	14:27	14:36				
32	387	Harri Vahter			<b>72:31,4</b>	+29:23	18.61 km/h	<b>14:03,4</b>	14:15	14:03	14:55	14:29	14:48				
33	352	Meelis Meigas			<b>72:56,7</b>	+29:48	18.50 km/h	<b>12:18,5</b>	12:18	12:51	14:46	16:14	16:45				
-	366	Ants Sagar			<b>DNF</b>		28.63 km/h	<b>9:17,4</b>	9:17	9:33	9:26						
-	397	Keith Erala			<b>DNF</b>		27.46 km/h	<b>9:03,5</b>	9:03	9:47	10:38						
-	402	Raul Ojala			<b>DNF</b>		26.68 km/h	<b>9:55,6</b>	9:55	10:18							
-	380	Andres Keba			<b>DNF</b>		23.91 km/h	<b>11:02,5</b>	11:02	11:32							
-	332	Ivari Kruusmann	Rakvere Bont		<b>DNS</b>												
-	374	Raivo Meitus			<b>DNS</b>												

## NAISED

1	330	Janne Õispuu			<b>51:13,1</b>	--	26.35 km/h	<b>9:55,3</b>	9:55	10:16	10:24	10:32	10:03				
2	272	Gerli Eltermaa	Rakvere Naised		<b>51:14,2</b>	+00:01	26.34 km/h	<b>9:54,4</b>	9:54	10:16	10:24	10:33	10:04				
3	333	Anna Grišina	Rullibuss Team		<b>51:25,1</b>	+00:11	26.25 km/h	<b>9:56,4</b>	9:56	10:14	10:24	10:34	10:15				
4	371	Liivika Ivanov	Rakvere Bont		<b>54:13,3</b>	+03:00	24.89 km/h	<b>10:41,8</b>	10:41	10:43	11:02	10:55	10:50				
5	381	Annely Lihtne	A2K		<b>55:27,0</b>	+04:13	24.34 km/h	<b>10:41,6</b>	10:41	10:42	11:28	11:29	11:03				
6	342	Reet Kruusmann	Rakvere Bont		<b>55:31,5</b>	+04:18	24.31 km/h	<b>10:42,1</b>	10:42	10:43	11:00	11:20	11:45				
7	344	Tea Visse			<b>55:38,4</b>	+04:25	24.26 km/h	<b>10:42,0</b>	10:42	10:43	11:00	11:20	11:51				
8	379	Heidi Jürisoo			<b>57:04,3</b>	+05:51	23.65 km/h	<b>11:05,9</b>	11:05	11:28	11:42	11:27	11:20				
9	388	Birgit Peterson			<b>59:44,5</b>	+08:31	22.59 km/h	<b>11:06,3</b>	11:06	11:28	11:42	12:55	12:31				
10	385	Jana Tamberg			<b>65:09,1</b>	+13:55	20.72 km/h	<b>12:48,9</b>	13:10	13:07	13:11	12:48	12:50				
11	393	Mirjam Laht			<b>65:33,9</b>	+14:20	20.59 km/h	<b>12:44,9</b>	13:27	12:44	13:04	13:00	13:16				
12	386	Laila Ahu			<b>67:03,9</b>	+15:50	20.12 km/h	<b>13:11,9</b>	13:28	13:13	13:39	13:11	13:30				
13	394	Kersti Ojala			<b>79:56,8</b>	+28:43	16.88 km/h	<b>15:17,5</b>	15:33	15:17	16:06	16:24	16:34				
-	359	Edyt Taganõmm			<b>DNF</b>		18.07 km/h	<b>14:29,4</b>	14:40	14:29	15:39						

Koht	Number	Nimi	Klubi	Riik	Tulemus	Kaotus	Keskmine kiirus	Kiireim	Ring 1	Ring 2	Ring 3	Ring 4	Ring 5	Ring 6	Ring 7	Ring 8	Ring 9
-	345	Janika Rukis			<b>DNS</b>												
-	364	Getter Kiisk	Tartu Inline Team		<b>DNS</b>												
<b>NEIUD 15 - 19</b>																	
1	335	Elizabeth Jõgi	Albe Team/Bont		<b>46:49,3</b>	--	28.83 km/h	<b>8:25,8</b>	8:25	9:52	9:34	9:27	9:28				
2	329	Nele-Liis Võhma	Rakvere Bont		<b>49:50,9</b>	+03:01	27.08 km/h	<b>9:16,6</b>	9:16	9:33	9:29	11:03	10:27				
3	325	Maryte Mooses	Rakvere Bont		<b>51:08,5</b>	+04:19	26.39 km/h	<b>9:18,0</b>	9:18	10:53	10:25	10:33	9:59				
4	334	Birgit Toming	Rakvere Bont		<b>51:10,2</b>	+04:20	26.38 km/h	<b>9:24,2</b>	9:24	10:45	10:25	10:33	10:01				
5	370	Maris Praats	Rakvere Bont		<b>68:12,3</b>	+21:22	19.79 km/h	<b>11:53,6</b>	11:53	13:02	13:50	14:16	15:08				
-	363	Getter Rebane	Rakvere Bont		<b>DNS</b>												
<b>NEIUD 9 - 14</b>																	
1	405	Käroli Kütt	Rullibuss Team		<b>51:09,6</b>	--	26.38 km/h	<b>9:55,6</b>	9:55	10:16	10:25	10:33	9:59				
2	392	Getrin Raudsepp			<b>51:11,2</b>	+00:01	26.37 km/h	<b>9:54,0</b>	9:54	10:18	10:23	10:31	10:02				
3	365	Alexandra Laanemägi	Rakvere Bont		<b>57:03,1</b>	+05:53	23.66 km/h	<b>11:04,3</b>	11:04	11:29	11:41	11:28	11:18				
4	368	Kirsi Gertrud Meigas			<b>72:56,7</b>	+21:47	18.50 km/h	<b>11:59,2</b>	11:59	13:11	14:46	16:14	16:45				
5	369	Kristin Aart	Rakvere Bont		<b>77:18,5</b>	+26:08	17.46 km/h	<b>12:21,3</b>	12:21	12:52	16:00	16:40	19:23				
<b>NOORMEHED 15 - 19</b>																	
1	302	Joonas Valge			<b>42:44,0</b>	--	31.59 km/h	<b>7:59,8</b>	8:20	8:20	7:59	9:02	9:00				
2	314	Saveli Bogretsov	Tallinna kiirusklub		<b>43:40,8</b>	+00:56	30.90 km/h	<b>8:22,0</b>	8:22	8:22	8:29	8:59	9:27				
<b>NOORMEHED 9 - 14</b>																	
1	307	Karl-Martin Laasberg	Rakvere Bont		<b>42:51,5</b>	--	31.49 km/h	<b>8:20,6</b>	8:20	8:23	8:29	8:59	8:38				
2	338	Siim Kruusmann	Rakvere Bont		<b>51:06,8</b>	+08:15	26.41 km/h	<b>9:55,6</b>	9:56	10:14	10:24	10:35	9:55				
3	367	Philip Jõgi	Rullibuss Team		<b>56:51,5</b>	+13:59	23.74 km/h	<b>9:53,7</b>	9:53	10:19	11:34	12:38	12:24				
4	349	Steven Viigand			<b>56:58,5</b>	+14:06	23.69 km/h	<b>10:43,1</b>	10:43	11:18	11:50	11:35	11:31				
5	517	Mairon Moisto			<b>59:15,8</b>	+16:24	22.77 km/h	<b>10:42,6</b>	10:42	11:42	11:50	12:40	12:19				
6	353	Steffen Soha			<b>65:43,7</b>	+22:52	20.53 km/h	<b>10:52,9</b>	10:52	12:29	13:41	14:05	14:34				
<b>FIN</b>																	
<b>MEHED</b>																	
1	412	Anssi Niukkanen			<b>55:31,3</b>	--	24.31 km/h	<b>10:00,1</b>	10:00	11:11	11:41	11:29	11:08				
2	396	Jari Samuel Kulmala			<b>62:31,5</b>	+07:00	21.59 km/h	<b>11:53,6</b>	13:01	11:53	12:28	12:33	12:34				
<b>NAISED</b>																	
-	362	Anneli Kymäläinen	Turun Urheiluliitto		<b>DNF</b>		28.65 km/h	<b>8:32,5</b>	8:32	10:16	9:27						
<b>NOORMEHED 15 - 19</b>																	
1	410	Tatu Viiru			<b>55:25,1</b>	--	24.35 km/h	<b>10:01,2</b>	10:01	11:10	11:41	11:29	11:02				
<b>NOORMEHED 9 - 14</b>																	
1	357	Iiro Jääskeläinen	HTL		<b>48:24,4</b>	--	27.88 km/h	<b>9:15,3</b>	9:15	9:34	9:25	10:12	9:56				
<b>LAT</b>																	
<b>MEHED</b>																	
1	303	Arvis Miežitis	BJC Laimīte		<b>44:28,6</b>	--	30.35 km/h	<b>8:20,1</b>	8:20	8:23	8:34	9:47	9:23				
2	313	Kaspars Krastins	ASI		<b>45:25,8</b>	+00:57	29.71 km/h	<b>8:23,5</b>	8:23	9:14	9:08	9:23	9:15				
3	320	Ainars Ozols			<b>48:26,3</b>	+03:57	27.87 km/h	<b>9:15,1</b>	9:15	9:34	9:27	10:30	9:39				
4	341	Aldis Sjučillo	BJC Laimīte		<b>53:28,3</b>	+08:59	25.24 km/h	<b>10:29,0</b>	10:39	10:44	10:29	10:30	11:04				
5	340	Didzis Tolmanis			<b>54:14,9</b>	+09:46	24.88 km/h	<b>9:57,2</b>	9:57	10:17	10:55	11:28	11:36				



Koht	Number	Nimi	Klubi	Riik	Tulemus	Kaotus	Keskmine kiirus	Kiireim	Ring 1	Ring 2	Ring 3	Ring 4	Ring 5	Ring 6	Ring 7	Ring 8	Ring 9
6	407	Gints Konrads			<b>57:01,3</b>	+12:32	23.67 km/h	<b>11:04,9</b>	11:04	11:15	11:39	11:45	11:15				

## NAISED

1	376	Daiga Gavarina			<b>48:24,9</b>	--	27.88 km/h	<b>9:16,9</b>	9:16	9:33	9:25	10:11	9:58				
2	322	Ieva Berlande			<b>48:24,9</b>	+00:00	27.88 km/h	<b>9:15,5</b>	9:15	9:33	9:26	10:11	9:57				
3	323	Denisa	ASI-SkiBox		<b>48:25,3</b>	+00:00	27.87 km/h	<b>8:32,7</b>	8:32	10:09	9:34	10:30	9:38				
4	360	Evija Graumane	BJC Laimite		<b>51:16,3</b>	+02:51	26.33 km/h	<b>9:54,2</b>	9:54	10:15	10:25	10:32	10:07				

## NEIUD 15 - 19

1	375	Liva Kreitale	ASI		<b>48:24,0</b>	--	27.89 km/h	<b>8:30,4</b>	8:30	10:18	9:26	10:10	9:57				
2	372	Laine Kreitale	ASI		<b>48:25,9</b>	+00:01	27.87 km/h	<b>8:32,2</b>	8:32	9:44	9:38	10:29	10:02				
3	328	Elizabete Anna Racika			<b>51:09,2</b>	+02:45	26.39 km/h	<b>9:15,9</b>	9:15	9:33	9:27	12:03	10:48				

## NEIUD 9 - 14

1	306	Laura Jankovska	BJC Laimite		<b>42:47,6</b>	--	31.54 km/h	<b>8:20,9</b>	8:20	8:22	8:30	8:59	8:34				
2	309	Patricija Elizabete	BJC Laimite		<b>42:47,7</b>	+00:00	31.54 km/h	<b>8:21,1</b>	8:21	8:22	8:30	8:59	8:33				
3	304	Agate Priedite	BJC Laimite		<b>42:48,0</b>	+00:00	31.54 km/h	<b>8:21,7</b>	8:21	8:21	8:31	8:58	8:34				
4	305	Ance Kucina	ASI Ski-Box		<b>42:49,1</b>	+00:01	31.52 km/h	<b>8:22,0</b>	8:22	8:22	8:29	8:59	8:35				
5	308	Anna Krumina	ASI		<b>42:49,4</b>	+00:01	31.52 km/h	<b>8:21,1</b>	8:22	8:21	8:30	8:59	8:35				
6	339	Loreta Luize Jurevica	SK Ziemelpols		<b>51:13,3</b>	+08:25	26.35 km/h	<b>9:54,5</b>	9:54	10:15	10:27	10:32	10:04				
-	327	Katrina Kalvane	BJC Laimite		<b>DNF</b>		28.65 km/h	<b>9:15,6</b>	9:15	9:33	9:26						

## NOORMEHED 15 - 19

1	301	Sandis Reinsons	BJC Laimite		<b>42:43,1</b>	--	31.60 km/h	<b>7:59,4</b>	8:21	8:15	7:59	9:06	8:59				
2	310	Artis Pencis	BJC Laimite		<b>42:48,3</b>	+00:05	31.53 km/h	<b>8:21,5</b>	8:21	8:21	8:31	8:59	8:33				
3	319	Arnis Prieditis	BJC Laimite		<b>45:24,9</b>	+02:41	29.72 km/h	<b>8:21,9</b>	8:21	8:33	9:52	9:23	9:13				
-	324	Edgars Nezamovs	BJC Laimite		<b>DNF</b>		32.30 km/h	<b>8:21,4</b>	8:21	8:21							

## NOORMEHED 9 - 14

1	311	Gustavs Vacietis	ASI		<b>44:26,2</b>	--	30.37 km/h	<b>8:21,7</b>	8:22	8:21	8:33	9:46	9:22				
2	317	Arturs Andris	ASI		<b>45:26,6</b>	+01:00	29.70 km/h	<b>8:23,7</b>	8:23	9:14	9:08	9:24	9:15				
3	316	Lukass Pusnins			<b>45:34,4</b>	+01:08	29.62 km/h	<b>8:26,1</b>	8:26	9:12	9:08	9:23	9:23				
4	318	Ralfs Konrads	BJC Laimite		<b>46:48,0</b>	+02:21	28.84 km/h	<b>8:32,4</b>	8:32	9:44	9:36	9:27	9:26				

## LTU

## NEIUD 9 - 14

1	373	Emilija Svazaitė			<b>48:23,0</b>	--	27.90 km/h	<b>9:17,0</b>	9:17	9:33	9:25	10:11	9:56				
---	-----	------------------	--	--	----------------	----	------------	---------------	------	------	------	-------	------	--	--	--	--

## NOORMEHED 15 - 19

1	395	Karolis Petniūnas			<b>48:22,4</b>	--	27.90 km/h	<b>9:15,7</b>	9:15	9:33	9:26	10:11	9:55				
---	-----	-------------------	--	--	----------------	----	------------	---------------	------	------	------	-------	------	--	--	--	--

## CHILLI RAHVARULL

### 233

## NAISED

1	358	Marion Kuntu			<b>26:30,3</b>	--	20.37 km/h	<b>13:07,7</b>	13:07	13:22							
---	-----	--------------	--	--	----------------	----	------------	----------------	-------	-------	--	--	--	--	--	--	--

## EST

## MEHED

1	561	Robin Luik			<b>23:28,7</b>	--	22.99 km/h	<b>11:37,3</b>	11:37	11:51							
2	550	Renet Riitsalu	Tartu Slalom		<b>23:46,6</b>	+00:17	22.71 km/h	<b>11:50,7</b>	11:55	11:50							
3	552	Jonathan Habakukk			<b>23:52,8</b>	+00:24	22.61 km/h	<b>11:53,5</b>	11:59	11:53							



Koht	Number	Nimi	Klubi	Riik	Tulemus	Kaotus	Keskmine kiirus	Kiireim	Ring 1	Ring 2	Ring 3	Ring 4	Ring 5	Ring 6	Ring 7	Ring 8	Ring 9
4	553	Kristjan Habakukk			<b>23:53,9</b>	+00:25	22.59 km/h	<b>11:55,0</b>	11:58	11:55							
5	559	Mikk Nigu			<b>24:04,7</b>	+00:36	22.42 km/h	<b>11:43,9</b>	12:20	11:43							
6	515	Taimo Lipp	Rakvere Bont		<b>24:09,1</b>	+00:40	22.35 km/h	<b>11:49,1</b>	12:20	11:49							
7	548	Taavi Mark			<b>25:19,8</b>	+01:51	21.31 km/h	<b>12:38,6</b>	12:41	12:38							
8	575	Hannes Peebo			<b>25:20,0</b>	+01:51	21.31 km/h	<b>12:32,7</b>	12:32	12:47							
9	571	Toomas Jõgisu			<b>25:45,2</b>	+02:16	20.96 km/h	<b>12:24,8</b>	12:24	13:20							
10	562	Meelis Sula			<b>25:54,5</b>	+02:25	20.84 km/h	<b>12:30,9</b>	13:23	12:30							
11	544	Carl Eric Oks			<b>26:04,3</b>	+02:35	20.71 km/h	<b>12:53,7</b>	12:53	13:10							
12	567	Sander Roosimägi			<b>26:32,3</b>	+03:03	20.34 km/h	<b>13:08,3</b>	13:08	13:24							
13	543	Kimmo Juhani Laurila			<b>28:06,6</b>	+04:37	19.20 km/h	<b>13:36,2</b>	14:30	13:36							
14	560	Karl-Robert Promm			<b>29:03,0</b>	+05:34	18.58 km/h	<b>14:11,6</b>	14:11	14:51							
15	556	Kristen Soha			<b>32:15,2</b>	+08:46	16.74 km/h	<b>15:00,5</b>	15:00	17:14							
16	555	Marek Reimal			<b>34:02,4</b>	+10:33	15.86 km/h	<b>16:47,8</b>	17:14	16:47							
17	554	Hendrik Reimal			<b>34:03,6</b>	+10:34	15.85 km/h	<b>16:48,6</b>	17:14	16:48							
-	504	Rene Närep			<b>DNS</b>												
<b>NAISED</b>																	
1	539	Magdaleena Valge	Rullibuss Team		<b>23:22,4</b>	--	23.10 km/h	<b>11:28,9</b>	11:53	11:28							
2	529	Susanna Pappel	Rullibuss Team		<b>23:55,5</b>	+00:33	22.56 km/h	<b>11:55,8</b>	11:55	11:59							
3	570	Alina Rump			<b>24:35,3</b>	+01:12	21.96 km/h	<b>12:09,9</b>	12:25	12:09							
4	532	Laura-Liis Juursalu			<b>25:20,0</b>	+01:57	21.31 km/h	<b>12:26,4</b>	12:26	12:53							
5	511	Romi Buusmann			<b>25:34,1</b>	+02:11	21.11 km/h	<b>12:26,3</b>	12:26	13:07							
6	558	Triin Tillart			<b>25:52,5</b>	+02:30	20.86 km/h	<b>12:43,0</b>	13:09	12:43							
7	557	Nele Sula			<b>25:54,3</b>	+02:31	20.84 km/h	<b>12:30,5</b>	13:23	12:30							
8	546	Kerly Saarna			<b>25:54,7</b>	+02:32	20.83 km/h	<b>12:53,7</b>	12:53	13:00							
9	510	Raili Nõlvak			<b>26:07,6</b>	+02:45	20.66 km/h	<b>12:57,7</b>	13:09	12:57							
10	525	Maarja-Liis Loodus			<b>26:09,4</b>	+02:46	20.64 km/h	<b>13:01,1</b>	13:08	13:01							
11	514	Gerlin Lipp	Rakvere Bont		<b>26:15,4</b>	+02:53	20.56 km/h	<b>13:06,5</b>	13:06	13:08							
12	536	Ketlin Toming			<b>26:15,7</b>	+02:53	20.56 km/h	<b>13:06,8</b>	13:06	13:08							
13	535	Lisandra Tarmet	Rullibuss Team		<b>26:21,0</b>	+02:58	20.49 km/h	<b>13:04,4</b>	13:04	13:16							
14	512	Victoria Pagar	Rullibuss Team		<b>26:21,1</b>	+02:58	20.49 km/h	<b>13:04,5</b>	13:04	13:16							
15	534	Heli-Ly Kruusmann	Rakvere Bont		<b>26:29,3</b>	+03:06	20.38 km/h	<b>13:07,1</b>	13:07	13:22							
16	566	Ester Kuntu			<b>26:31,8</b>	+03:09	20.35 km/h	<b>13:03,8</b>	13:03	13:28							
17	523	Gloria Veskimeister	Rull-iluuisuklubi "FOX"		<b>26:49,1</b>	+03:26	20.13 km/h	<b>13:04,8</b>	13:04	13:44							
18	572	Helen Ozols			<b>27:28,6</b>	+04:06	19.65 km/h	<b>13:28,0</b>	13:28	14:00							
19	545	Eve Uueküla			<b>27:42,2</b>	+04:19	19.49 km/h	<b>13:32,4</b>	14:09	13:32							
20	549	Kristi Rao			<b>27:43,3</b>	+04:20	19.47 km/h	<b>13:41,2</b>	14:02	13:41							
21	518	Merili Saks			<b>28:05,5</b>	+04:43	19.22 km/h	<b>13:37,8</b>	14:27	13:37							
22	542	Helina Poom	SK Pedja		<b>28:17,5</b>	+04:55	19.08 km/h	<b>14:04,5</b>	14:04	14:13							
23	541	Maria Mällas			<b>32:17,4</b>	+08:55	16.72 km/h	<b>15:14,3</b>	17:03	15:14							
24	519	Simona Saks			<b>32:23,8</b>	+09:01	16.66 km/h	<b>15:29,4</b>	16:54	15:29							
25	524	Kaia-Liisa Habicht			<b>33:21,9</b>	+09:59	16.18 km/h	<b>16:23,0</b>	16:58	16:23							
26	516	Rebecca Ilves	Rakvere Bont		<b>33:44,0</b>	+10:21	16.00 km/h	<b>13:17,4</b>	13:17	20:26							

Koht	Number	Nimi	Klubi	Riik	Tulemus	Kaotus	Keskmine kiirus	Kiireim	Ring 1	Ring 2	Ring 3	Ring 4	Ring 5	Ring 6	Ring 7	Ring 8	Ring 9
-	527	Kristiina Piikmann			DNS												
-	530	Kerli Prohorenko	SK Tervis		DNS												
-	531	Raili Rahumägi			DNS												
-	540	Hanna Valge			DNS												
-	1358	Marion Kuntu			DNS												

## FIN

### MEHED

1	551	Urho Eklund	HTL		21:20,2	--	25.30 km/h	10:37,3	10:37	10:42							
2	568	Antti Vähä-Vahe			21:20,7	+00:00	25.29 km/h	10:37,5	10:37	10:43							
3	400	Mika Jaaskelainen			23:45,9	+02:25	22.72 km/h	11:47,6	11:58	11:47							
-	399	Ilari Jaaskelainen			DNS												

## LAT

### MEHED

1	505	Rodrigo Saudins	BJC Laimite		20:15,4	--	26.65 km/h	9:57,7	9:57	10:17							
2	569	Juris Pencis			20:59,3	+00:43	25.72 km/h	10:11,4	10:11	10:47							
3	538	Alberts Krumins	SK ASI		21:41,5	+01:26	24.89 km/h	10:40,1	10:40	11:01							
4	526	Ricards Liepins	BJC Laimite		23:22,5	+03:07	23.10 km/h	11:18,4	11:18	12:04							
5	501	Karlis Lejstrauts	BJC "Laimīte"		23:49,5	+03:34	22.66 km/h	11:51,7	11:51	11:57							
6	521	Renars Saudins	BJC Laimite		24:08,8	+03:53	22.36 km/h	11:46,1	12:22	11:46							
7	565	Endijs Škutans			24:23,2	+04:07	22.14 km/h	11:39,9	11:39	12:43							
8	522	Janis Lejstrauts	BJC Laimite		24:51,8	+04:36	21.71 km/h	12:22,0	12:22	12:29							
9	563	Janis Fokrots	SK ASI		25:11,8	+04:56	21.43 km/h	11:53,8	11:53	13:18							
-	506	Kristaps Nezamovs	BJC Laimite		DNS												
-	513	Arno Pusnins			DNS												

## NAISED

1	537	Katrina Krumina	SK ASI		21:40,2	--	24.91 km/h	10:40,2	10:40	10:59							
2	520	Inga Priedite	BJC Laimite		23:30,6	+01:50	22.96 km/h	11:20,6	11:20	12:10							
3	528	Beate Tolmane			23:48,3	+02:08	22.68 km/h	11:48,9	11:59	11:48							
4	500	Beatrie Fokrota	SK ASI		23:53,9	+02:13	22.59 km/h	11:21,0	11:21	12:32							
5	502	Marta Lejstraute	BJC "Laimīte"		24:02,4	+02:22	22.46 km/h	11:56,0	11:56	12:06							
6	547	Linda Skuja			24:37,8	+02:57	21.92 km/h	12:07,8	12:07	12:29							
7	509	Estere Kalvane	BJC Laimite		25:10,8	+03:30	21.44 km/h	12:01,5	12:01	13:09							
8	508	Emilija Racika	BJC Laimite		25:27,0	+03:46	21.21 km/h	12:01,1	12:01	13:25							
9	503	Astra Lejstraute	BJC "Laimīte"		26:05,0	+04:24	20.70 km/h	12:55,1	13:09	12:55							
10	564	Daniela Novikova	BJC "Laimīte"		28:14,4	+06:34	19.12 km/h	13:11,4	13:11	15:03							
11	533	Daniela Anna Livcane	SK ASI		29:04,9	+07:24	18.56 km/h	13:34,0	13:34	15:30							
-	507	Sofija Tina Snikere	BJC Laimite		DNS												







## TUTTY-FRUTTY LASTESÕIT

### EST

#### POISID






1	1032	Steven Viigand			06:48,2	--	22.04 km/h	6:48,2	6:48								
2	1071	Robin Luik			07:00,7	+00:12	21.39 km/h	7:00,7	7:00								

Koht	Number	Nimi	Klubi	Riik	Tulemus	Kaotus	Keskmine kiirus	Kiireim	Ring 1	Ring 2	Ring 3	Ring 4	Ring 5	Ring 6	Ring 7	Ring 8	Ring 9
3	1024	Rico-Helander	Rakvere Bont		<b>07:04,6</b>	+00:16	21.19 km/h	<b>7:04,6</b>	7:04								
4	1026	Mairon Moisto			<b>07:05,5</b>	+00:17	21.14 km/h	<b>7:05,5</b>	7:05								
5	1010	Renet Riitsalu	Tartu Slalom		<b>07:23,7</b>	+00:35	20.28 km/h	<b>7:23,7</b>	7:23								
6	1037	Carl Eric Oks			<b>07:55,8</b>	+01:07	18.91 km/h	<b>7:55,8</b>	7:55								
7	1057	Jesse Valge	Rullibuss Team		<b>09:09,9</b>	+02:21	16.36 km/h	<b>9:09,9</b>	9:09								
8	1069	Kristen Soha			<b>09:24,2</b>	+02:36	15.94 km/h	<b>9:24,2</b>	9:24								
9	1035	Andrias Mäeks			<b>09:42,0</b>	+02:53	15.46 km/h	<b>9:42,0</b>	9:42								
10	1060	Markus Mark			<b>11:52,5</b>	+05:04	12.63 km/h	<b>11:52,5</b>	11:52								
11	1049	Sebastian Luks			<b>14:15,2</b>	+07:27	10.52 km/h	<b>14:15,2</b>	14:15								
12	1058	Marten Mällas			<b>19:22,6</b>	+12:34	7.74 km/h	<b>19:22,6</b>	19:22								
-	1005	Ralf Rooteman	HK TORNAADO		<b>DNS</b>												
-	1043	Kristjan Prohorenko	SK Tervis		<b>DNS</b>												
<b>TÜDRUKUD</b>																	
1	1056	Magdaleena Valge	Rullibuss Team		<b>06:59,2</b>	--	21.46 km/h	<b>6:59,2</b>	6:59								
2	1009	Susanna Pappel	Rullibuss Team		<b>07:25,0</b>	+00:25	20.22 km/h	<b>7:25,0</b>	7:25								
3	1022	Gerlin Lipp	Rakvere Bont		<b>07:29,7</b>	+00:30	20.01 km/h	<b>7:29,7</b>	7:29								
4	1004	Iris Nurgamaa	Jõhvi RS		<b>07:33,4</b>	+00:34	19.84 km/h	<b>7:33,4</b>	7:33								
5	1023	Heli-Ly Kruusmann	Rakvere Bont		<b>07:33,4</b>	+00:34	19.84 km/h	<b>7:33,4</b>	7:33								
6	1052	Lisandra Tarmet	Rullibuss Team		<b>07:44,0</b>	+00:44	19.39 km/h	<b>7:44,0</b>	7:44								
7	1017	Victoria Pagar	Rullibuss Team		<b>07:44,6</b>	+00:45	19.36 km/h	<b>7:44,6</b>	7:44								
8	1042	Indela Lisanne	SK Tervis		<b>08:40,3</b>	+01:41	17.29 km/h	<b>8:40,3</b>	8:40								
9	1044	Saar Lisete	SK Tervis		<b>08:46,5</b>	+01:47	17.09 km/h	<b>8:46,5</b>	8:46								
10	1030	Rebeka Ivanov	Rakvere Bont		<b>08:46,7</b>	+01:47	17.08 km/h	<b>8:46,7</b>	8:46								
11	1068	Kaia Oder			<b>09:12,0</b>	+02:12	16.30 km/h	<b>9:12,0</b>	9:12								
12	1021	Adeele Aart	Rakvere Bont		<b>09:29,9</b>	+02:30	15.78 km/h	<b>9:29,9</b>	9:29								
13	1047	Mirjam Kalvik			<b>09:31,0</b>	+02:31	15.75 km/h	<b>9:31,0</b>	9:31								
14	1065	Laura Anga			<b>09:49,8</b>	+02:50	15.25 km/h	<b>9:49,8</b>	9:49								
15	1079	Simona Viikmann			<b>09:52,8</b>	+02:53	15.18 km/h	<b>9:52,8</b>	9:52								
16	1006	Mirtel Kaljas			<b>10:02,9</b>	+03:03	14.92 km/h	<b>10:02,9</b>	10:02								
17	1046	Raili Rahumägi			<b>10:05,9</b>	+03:06	14.85 km/h	<b>10:05,9</b>	10:05								
18	1045	Liisa Saska	SK Tervis		<b>10:34,5</b>	+03:35	14.18 km/h	<b>10:34,5</b>	10:34								
19	1029	Melissa-Mai Lichtfeldt	Rakvere Bont		<b>10:55,2</b>	+03:55	13.73 km/h	<b>10:55,2</b>	10:55								
20	1053	Carmen Kazantseva			<b>11:37,4</b>	+04:38	12.90 km/h	<b>11:37,4</b>	11:37								
21	1059	Isabelle Oks			<b>11:54,6</b>	+04:55	12.59 km/h	<b>11:54,6</b>	11:54								
22	1025	Eliis Pihlak	Rakvere Bont		<b>12:29,2</b>	+05:29	12.01 km/h	<b>12:29,2</b>	12:29								
23	1055	Arabella Raie			<b>14:10,1</b>	+07:10	10.58 km/h	<b>14:10,1</b>	14:10								
24	1039	Iris Vaher			<b>14:14,9</b>	+07:15	10.52 km/h	<b>14:14,9</b>	14:14								
25	1036	Aleksandria Mäeks			<b>15:23,4</b>	+08:24	9.74 km/h	<b>15:23,4</b>	15:23								
26	1070	Berit Sula			<b>16:02,6</b>	+09:03	9.34 km/h	<b>16:02,6</b>	16:02								
-	1020	Ketlin Toming	Rakvere Bont		<b>DNS</b>												
-	1031	Elis Part	Rakvere Bont		<b>DNS</b>												
-	1034	Berit Tilk	Rullibuss Team		<b>DNS</b>												

Koht	Number	Nimi	Klubi	Riik	Tulemus	Kaotus	Keskmine kiirus	Kiireim	Ring 1	Ring 2	Ring 3	Ring 4	Ring 5	Ring 6	Ring 7	Ring 8	Ring 9
-	1041	Andra Adele Andruse	SK Tervis		DNS												
-	1050	Mia Brit Kreos			DNS												
-	1051	Kertu Orav			DNS												
-	1054	Marizell Ojala			DNS												
-	1072	Viktoria Setško			DNS												
-	1080	Karolin Karja			DNS												













## FIN

### POISID














1	1062	Urho Eklund	HTL		<b>06:39,0</b>	--	22.55 km/h	<b>6:39,0</b>	6:39								
2	1064	Viljami Ylänen	HTL		<b>07:03,0</b>	+00:24	21.27 km/h	<b>7:03,0</b>	7:03								
3	1063	Ilari Jääskeläinen	HTL		<b>07:29,4</b>	+00:50	20.02 km/h	<b>7:29,4</b>	7:29								
4	1074	Lenni Vellonen			<b>07:54,3</b>	+01:15	18.97 km/h	<b>7:54,3</b>	7:54								
5	1073	Veeti Vellonen			<b>13:53,0</b>	+07:13	10.80 km/h	<b>13:53,0</b>	13:53								

## LAT


### POISID

1	1011	Ralfs Konrads	BJC Laimite		<b>05:28,9</b>	--	27.35 km/h	<b>5:28,9</b>	5:28								
2	1067	Gustavs Vacietis			<b>05:36,0</b>	+00:07	26.78 km/h	<b>5:36,0</b>	5:36								
3	1012	Rodrigo Saudins	BJC Laimite		<b>06:01,2</b>	+00:32	24.91 km/h	<b>6:01,2</b>	6:01								
4	1018	Lukass Pusnins			<b>06:01,3</b>	+00:32	24.90 km/h	<b>6:01,3</b>	6:01								
5	1033	Ricards Liepins			<b>06:47,8</b>	+01:18	22.06 km/h	<b>6:47,8</b>	6:47								
6	1077	Endijs Skutans			<b>07:05,5</b>	+01:36	21.14 km/h	<b>7:05,5</b>	7:05								
7	1076	Edvards Vacietis			<b>07:05,6</b>	+01:36	21.14 km/h	<b>7:05,6</b>	7:05								
8	1002	Karlis Lejstrauts	BJC "Laimīte"		<b>07:14,6</b>	+01:45	20.70 km/h	<b>7:14,6</b>	7:14								
9	1078	Emils Škutans			<b>09:23,4</b>	+03:54	15.97 km/h	<b>9:23,4</b>	9:23								
-	1013	Kristaps Nezamovs	BJC Laimite		DNS												
-	1019	Arno Pusnins			DNS												
-	1048	Markuss Timermanis	BJC "Laimīte"		DNS												

## TÜDRUKUD

1	1027	Anna Krumina	SK ASI		<b>05:40,2</b>	--	26.44 km/h	<b>5:40,2</b>	5:40								
2	1001	Amanda Eihmane	Sk-ASI		<b>06:10,7</b>	+00:30	24.27 km/h	<b>6:10,7</b>	6:10								
3	1007	Loreta Luize Jurevica	SK Ziemelpols		<b>06:21,5</b>	+00:41	23.58 km/h	<b>6:21,5</b>	6:21								
4	1028	Katrina Krumina	SK ASI		<b>06:50,0</b>	+01:09	21.94 km/h	<b>6:50,0</b>	6:50								
5	1040	Beatrise Fokrota	SK ASI		<b>07:03,8</b>	+01:23	21.23 km/h	<b>7:03,8</b>	7:03								
6	1003	Marta Lejstrauta	BJC "Laimīte"		<b>07:25,1</b>	+01:44	20.21 km/h	<b>7:25,1</b>	7:25								
7	1008	Daniela Anna Livcane			<b>07:32,4</b>	+01:52	19.89 km/h	<b>7:32,4</b>	7:32								
8	1038	Beate Tolmane			<b>07:33,3</b>	+01:53	19.85 km/h	<b>7:33,3</b>	7:33								
9	1015	Emilija Racika	BJC Laimite		<b>07:44,0</b>	+02:03	19.39 km/h	<b>7:44,0</b>	7:44								
10	1075	Daniela Novikova	BJC "Laimīte"		<b>08:19,1</b>	+02:38	18.03 km/h	<b>8:19,1</b>	8:19								
11	1016	Estere Kalvane	BJC Laimite		<b>08:19,9</b>	+02:39	18.00 km/h	<b>8:19,9</b>	8:19								
-	1014	Sofija Tina Snikere	BJC Laimite		DNS												
-	1061	Ieva Kucina	ASI Ski-Box		DNS												



Koht	Number	Nimi	Klubi	Riik	Tulemus	Kaotus	Keskmine kiirus	Kiireim	Ring 1	Ring 2	Ring 3	Ring 4	Ring 5	Ring 6	Ring 7	Ring 8	Ring 9
<b>LTU</b>																	
<b>POISID</b>																	
1	1066	Domantas Svazas			<b>07:29,7</b>	--	20.00 km/h	<b>7:29,7</b>	7:29								

Rada: tänavad. Ilm: temperatuur +17 kraadi C, tuul 2 - 4 m/s, vahelduvalt pilves, kuiv

Osalejaid 409