

03.06.2018, KURESSAARE
Korraldaja -Rulliklubi, Eesti Rullisuliit, TopSport OÜ, Jaanus Ritson
Ajamõõtmise tehnika ja korraldus: ANTROTSENTER OÜ, Urmas Paejärv

Koht	Number	Nimi	Klubi	Riik	Tulemus	Kaotus	Keskmine kiirus	Kiireim	Ring 1	Ring 2	Ring 3	Ring 4	Ring 5	Ring 6	Ring 7	Ring 8	Ring 9	Ring 10	Ring 11	Ring 12	
RULLUISUMARATON																					
MEHED																					
1	2	Marten Liiv	TEAM UUS MAA		1:09:21,83	--	39.85 km/h	3:27,1	3:27	6:00	5:57	5:41	5:50	6:02	5:56	5:45	6:05	6:02	6:19	6:11	
2	1	Reinis Znotins	Powerslide-Laimite		1:09:22,63	+00:00	39.85 km/h	3:26,6	3:26	6:00	5:57	5:41	5:49	6:03	5:57	5:45	6:05	6:02	6:19	6:11	
3	4	Kert Keskaik	Albe Team/Bont		1:09:23,20	+00:01	39.84 km/h	3:26,5	3:26	6:00	5:57	5:41	5:50	6:02	5:56	5:45	6:06	6:02	6:19	6:12	
4	3	Kaspar Kaljuvee	Albe Team/Bont		1:09:23,38	+00:01	39.84 km/h	3:26,4	3:26	6:00	5:57	5:41	5:50	6:02	5:56	5:45	6:06	6:03	6:19	6:12	
5	5	Mart Markus	Albe Team/Bont		1:09:23,56	+00:01	39.84 km/h	3:26,1	3:26	6:01	5:57	5:42	5:49	6:02	5:57	5:44	6:06	6:02	6:20	6:12	
6	7	Lauris Bitenieks	Powerslide-Laimite		1:09:36,42	+00:14	39.72 km/h	3:26,9	3:26	6:00	5:57	5:41	5:49	6:03	5:57	5:45	6:06	6:02	6:20	6:25	
7	14	Iļja Oštšepkov	ATsport/sporditurg.ee		1:12:51,60	+03:29	37.94 km/h	3:27,8	3:27	6:00	5:57	5:40	5:51	6:02	5:57	6:36	7:00	6:50	6:43	6:42	
8	12	Andrus Kuusk	8R		1:13:22,61	+04:00	37.67 km/h	3:28,0	3:28	6:01	5:56	5:44	6:16	6:20	6:33	6:34	6:39	6:44	6:20	6:41	
9	9	Aleks Luik	Albe Team/Bont		1:14:34,38	+05:12	37.07 km/h	3:27,1	3:27	6:00	5:57	5:46	6:15	6:13	6:40	6:35	6:38	6:49	7:15	6:53	
10	6	Roberts Pundurs	Powerslide-Laimite		1:14:34,55	+05:12	37.07 km/h	3:27,3	3:27	6:00	5:57	5:45	6:15	6:21	6:33	6:35	6:38	6:49	7:15	6:53	
11	67	Janis Jurdzs	Powerslide-Laimite		1:14:34,74	+05:12	37.07 km/h	3:26,8	3:26	6:01	5:57	5:44	6:17	6:21	6:33	6:34	6:39	6:49	7:15	6:53	
12	11	Ansis Eljasans	FILTER		1:14:39,92	+05:18	37.02 km/h	3:27,4	3:27	6:00	5:57	5:45	6:15	6:21	6:33	6:34	6:39	6:50	7:15	6:58	
13	13	Sandris Šnore	Powerslide-Laimite		1:16:28,24	+07:06	36.15 km/h	3:26,7	3:26	6:01	5:57	5:47	7:08	6:39	6:47	6:55	6:57	6:56	6:59	6:49	
14	15	Gerth Kivima	ATsport/sporditurg.ee		1:16:28,40	+07:06	36.15 km/h	3:28,2	3:28	6:01	5:56	6:15	6:40	6:39	6:47	6:55	6:58	6:55	6:59	6:50	
15	19	Ott Telga	Rullibuss Team		1:16:32,67	+07:10	36.12 km/h	3:27,9	3:27	6:01	5:57	6:15	6:39	6:39	6:47	6:55	6:57	6:56	6:59	6:54	
16	25	Siim Mägi	Rullibuss Team		1:24:28,77	+15:06	32.72 km/h	3:38,4	3:38	7:01	7:12	7:15	7:01	7:22	7:10	7:34	7:33	7:27	7:54	7:16	
17	36	Ivar Laur			1:24:32,60	+15:10	32.70 km/h	3:41,4	3:41	7:00	7:13	7:15	7:01	7:20	7:12	7:33	7:33	7:29	7:51	7:18	
18	23	Herlet Kivima	Rullibuss Team		1:24:45,65	+15:23	32.61 km/h	3:28,7	3:28	6:34	7:07	7:11	7:08	7:48	7:23	7:34	7:33	7:29	7:51	7:33	
19	46	Ivo Pusnins			1:40:01,26	+30:39	27.64 km/h	3:42,6	3:42	8:17	7:53	7:53	8:01	8:23	9:38	9:00	9:09	9:22	9:22	9:15	
20	71	Erkki Pikk			1:48:32,29	+39:10	25.47 km/h	6:06,2	6:06	8:15	8:51	8:57	9:07	9:14	9:21	9:39	9:48	9:54	9:49	9:26	
21	65	Taavo Käi			2:13:09,77	+63:47	20.76 km/h	6:07,5	6:07	9:52	10:18	10:06	10:37	11:22	11:17	11:41	12:40	13:26	12:51	12:47	
-	74	Aleksandrs Timofejevs			DNF		29.23 km/h	3:57,5	3:57	7:27	7:48	7:56	9:34	7:54	8:22	8:08	9:45				
-	8	Lauri Koort	Albe Team/Bont		DNF		41.95 km/h	3:26,3	3:26	6:00	5:57	5:45	6:16								
-	58	Kristo Must	Tartu Rullisuklubi		DNF		29.98 km/h	4:21,8	4:21	8:07	8:48	8:38	8:28								
-	10	Maksim Vysotckii	TEAM UUS MAA		DNS																
-	27	Märt Kuus			DNS																
-	41	Jaan Oder	Tartu Inline Team		DNS																
MEHED 40 - 49																					
1	20	Sulev Lokk	ABEC 40 +		1:19:38,34	--	34.71 km/h	3:28,4	3:28	6:00	6:01	6:48	6:56	6:49	7:04	7:01	7:16	7:16	7:30	7:23	
2	16	Jarek Mäestu	Tartu Inline Team		1:21:51,37	+02:13	33.77 km/h	3:28,2	3:28	6:00	6:02	6:48	6:56	6:50	7:04	7:47	7:41	7:34	7:46	7:51	
3	18	Dzintars Sarmulis	Filter		1:23:24,07	+03:45	33.15 km/h	3:31,2	3:31	6:53	6:58	6:59	7:04	7:07	6:58	7:09	7:11	7:19	7:39	8:29	
4	61	Ahti Oks			1:24:26,69	+04:48	32.74 km/h	3:40,6	3:40	7:01	7:13	7:15	7:01	7:20	7:12	7:33	7:33	7:29	7:51	7:13	
5	35	Mairo Pukk			1:24:28,93	+04:50	32.72 km/h	3:38,8	3:38	7:01	7:14	7:14	7:02	7:10	7:20	7:28	7:39	7:30	7:51	7:16	
6	33	Frid Kaljas	ABEC Rullisuklubi		1:24:28,97	+04:50	32.72 km/h	3:38,7	3:38	7:01	7:14	7:14	7:01	7:20	7:12	7:33	7:32	7:30	7:51	7:16	
7	21	Ats Kallais	Albe Tean Bont		1:24:29,31	+04:50	32.72 km/h	3:29,4	3:29	6:55	6:58	6:59	7:04	7:07	7:03	7:31	7:45	8:24	7:51	7:17	
8	31	Indrek Aarna	ATsport/sporditurg.ee		1:24:29,49	+04:51	32.72 km/h	3:36,8	3:36	7:02	7:13	7:14	7:03	7:20	7:12	7:26	7:40	7:30	7:51	7:16	
9	39	Marek Lemsalu	ABEC 40 +		1:24:29,97	+04:51	32.71 km/h	3:40,8	3:40	7:00	7:12	7:14	7:00	7:21	7:13	7:33	7:33	7:29	7:51	7:18	
10	34	Girts Jankovskis	BJC Laimite		1:24:30,36	+04:52	32.71 km/h	3:39,1	3:39	7:01	7:14	7:15	7:02	7:20	7:12	7:33	7:33	7:29	7:51	7:17	
11	40	Jaanus Pappel	Viimsi Sport		1:24:30,66	+04:52	32.71 km/h	3:37,8	3:37	7:01	7:13	7:14	7:03	7:20	7:12	7:33	7:33	7:29	7:51	7:19	
12	51	Janno Luik	ATsport/sporditurg.ee		1:24:33,29	+04:54	32.69 km/h	3:30,0	3:30	6:55	6:58	6:59	7:05	7:07	7:02	7:25	7:51	8:11	8:05	7:21	
13	24	Meelis Tammre	TEAM UUS MAA		1:24:37,71	+04:59	32.66 km/h	3:38,5	3:38	7:01	7:12	7:14	7:02	7:22	7:11	7:33	7:32	7:31	7:50	7:26	
14	44	Marti Laidre			1:24:37,72	+04:59	32.66 km/h	3:39,7	3:39	7:01	7:13	7:15	7:01	7:19	7:12	7:33	7:33	7:29	7:51	7:24	
15	64	Allan Kivi			1:28:23,67	+08:45	31.27 km/h	4:04,6	4:04	7:20	7:36	7:35	7:40	7:44	7:24	7:43	7:35	7:51	7:53	7:53	
16	53	Tiit Maas			1:30:52,59	+11:14	30.42 km/h	4:21,4	4:21	7:42	7:47	7:57	7:39	7:40	7:53	7:37	7:41	8:00	8:13	8:17	
17	55	Urmas Grüning	Jõhvi RS		1:33:34,14	+13:55	29.54 km/h	3:57,3	3:57	7:27	7:48	7:57	7:57	8:00	7:54	7:52	8:22	8:35	8:47	8:54	
18	52	Remii Vahtra			1:33:34,17	+13:55	29.54 km/h	3:58,9	3:58	7:25	7:48	7:57	7:56	8:00	7:53	7:53	8:23	8:34	8:47	8:54	
19	29	Jaanus Laugus	TEAM UUS MAA		1:37:37,89	+17:59	28.31 km/h	3:32,5	3:32	7:06	7:13	7:15	9:08	7:56	8:49	8:51	9:11	8:47	11:04	8:39	
20	68	Tarmo Oidjärvi			1:40:03,91	+20:25	27.63 km/h	4:21,5	4:21	7:46	8:03	8:11	8:13	8:28	8:55	8:51	9:09	9:22	9:23	9:18	
21	47	Kristjan Kuntu			1:44:42,45	+25:04	26.40 km/h	4:08,4	4:08	7:59	8:10	8:38	8:54	8:55	9:03	9:20	9:36	9:52	10:09	9:51	
22	62	Kestutis Reimeris			1:46:03,53	+26:25	26.06 km/h	4:25,8	4:25	7:37	7:49	8:16	8:26	9:08	9:44	10:03	9:52	10:18	10:28	9:51	
23	72	Margus Leet			2:07:08,50	+47:30	21.74 km/h	6:51,2	6:51	10:17	10:16	10:22	10:45	10:43	10:46	11:08	10:54	11:08	11:29	12:25	
-	38	Rauno Vestung	Kaheksarattalised		DNF		31.23 km/h	3:39,8	3:39	7:00	7:14	7:15	8:06	8:56	9:25						
-	50	Zilvinas Biekša			DNF		31.81 km/h	4:23,3	4:23	7:39	7:50	7:53	8:24								
-	42	Sami Tapio Juutinen			DNS																
-	63	Alar Ivanov	Rakvere Bont		DNS																
MEHED 50 - 59																					
1	17	Kuido Koppel	ATsport/sporditurg.ee		1:19:39,41	--	34.70 km/h	3:27,6	3:27	6:01	6:02	6:48	6:56	6:50	7:03	7:01	7:16	7:17	7:29	7:24	
2	22	Alar Nigul	CFC Spordiklubi		1:22:08,49	+02:29	33.65 km/h	3:29,0	3:29	6:34	7:02	7:03	7:11	7:15	6:58	7:08	7:12	7:18	7:20	7:34	

KURESSAARE RULLUISUMARATON

Koht	Number	Nimi	Klubi	Riik	Tulemus	Kaotus	Keskmine kiirus	Kiireim	Ring 1	Ring 2	Ring 3	Ring 4	Ring 5	Ring 6	Ring 7	Ring 8	Ring 9	Ring 10	Ring 11	Ring 12
3	26	Ego Veevel	Rullibuss Team		1:22:19,54	+02:40	33.58 km/h	3:30,1	3:30	6:33	7:02	7:03	7:11	7:15	7:02	7:25	7:22	7:15	7:02	7:35
4	45	Kari Vuorinen			1:24:30,11	+04:50	32.71 km/h	3:40,5	3:40	7:01	7:14	7:15	7:01	7:20	7:12	7:33	7:33	7:26	7:51	7:19
5	43	Mikhail Shklyarov	U SKATE		1:24:30,71	+04:51	32.71 km/h	3:36,8	3:36	7:01	7:15	7:15	7:02	7:19	7:15	7:33	7:32	7:29	7:51	7:16
6	69	Toomas Silluste	ATsport/sporditurg.ee		1:24:34,59	+04:55	32.68 km/h	3:39,3	3:39	7:01	7:14	7:15	7:01	7:20	7:12	7:33	7:33	7:29	7:51	7:21
7	37	Toivo Tomingas			1:25:10,50	+05:31	32.46 km/h	3:38,1	3:38	7:01	7:14	7:14	7:02	7:21	7:12	7:33	7:33	7:29	7:51	7:58
8	49	Timo Sollo			1:28:30,87	+08:51	31.23 km/h	3:41,8	3:41	7:00	7:13	7:15	7:17	7:40	7:57	7:55	8:00	8:00	8:12	8:14
9	48	Timo Markkula	Tampereen Pyrintö		1:42:04,62	+22:25	27.08 km/h	4:04,6	4:04	7:59	7:49	7:54	8:01	8:21	8:34	8:25	9:12	10:18	11:05	10:17
10	54	Veiko Tammik			1:45:04,81	+25:25	26.31 km/h	4:26,1	4:26	8:19	8:33	8:37	8:27	8:56	9:04	9:11	9:26	9:57	10:08	9:54
-	57	Tarmo Fimberg	ABEC 40 +		DNF		21.45 km/h	5:20,4	5:20	12:46	14:06									

MEHED 60+

1	28	Toivo Rätte			1:24:28,72	--	32.72 km/h	3:37,2	3:37	7:01	7:13	7:17	7:02	7:09	7:21	7:33	7:34	7:28	7:51	7:17
2	32	Torbjörn Köhler	Tartu Inline Team		1:24:28,84	+00:00	32.72 km/h	3:38,3	3:38	7:01	7:14	7:14	7:02	7:21	7:12	7:33	7:33	7:29	7:50	7:16
3	30	Vladimir Baskakov			1:24:29,75	+00:01	32.72 km/h	3:36,7	3:36	7:02	7:14	7:14	7:02	7:21	7:12	7:32	7:35	7:29	7:50	7:18
4	59	Vladimir Zaviyalov			1:35:23,35	+10:54	28.98 km/h	4:22,2	4:22	7:40	7:50	7:54	8:01	8:20	8:17	8:18	8:37	8:30	8:37	8:53
5	73	Ain Parve			1:46:10,13	+21:41	26.04 km/h	4:26,5	4:26	8:18	8:33	8:37	8:28	8:57	9:27	9:39	9:56	9:55	10:10	9:38
6	60	Arne Kristian Hansen			1:48:32,43	+24:03	25.47 km/h	4:23,0	4:23	8:11	8:12	8:24	8:29	8:43	8:45	9:00	9:01	9:06	8:52	17:20
7	56	Boriss Teder			1:51:02,02	+26:33	24.90 km/h	4:51,1	4:51	9:13	9:26	9:42	9:57	9:56	9:44	9:51	9:55	9:24	9:09	9:48

RULLUISUMARATON NAISED

NAISED

1	251	Saskia Alusalu	TEAM UUS MAA		1:20:20,90	--	34.41 km/h	3:45,9	3:45	6:45	6:49	6:43	6:53	7:01	6:46	6:56	6:57	7:08	7:15	7:17
2	276	Kristiine Kalev			1:23:48,57	+03:27	32.98 km/h	3:45,7	3:45	6:44	6:49	6:43	6:53	7:01	7:30	7:25	7:48	7:35	7:44	7:43
3	274	Tuuli Vaher	Rakvere Naised		1:23:53,74	+03:32	32.95 km/h	3:45,9	3:45	6:44	6:49	6:43	6:53	7:09	7:22	7:25	7:48	7:35	7:44	7:48
4	254	Mariin Sarap			1:28:47,08	+08:26	31.14 km/h	3:46,2	3:46	7:47	7:48	7:36	7:29	7:40	7:59	7:49	7:51	7:39	7:45	7:33
5	273	Marta Gara			1:30:27,80	+10:06	30.56 km/h	3:56,0	3:56	7:37	7:48	7:35	7:29	7:40	7:59	7:50	7:51	7:57	8:22	8:19
6	278	Arta Irbe			1:34:23,59	+14:02	29.29 km/h	3:46,0	3:46	7:16	7:49	7:54	7:39	7:40	7:59	7:50	8:33	9:31	9:05	9:17
7	256	Olga Belova	U SKATE		1:34:25,08	+14:04	29.28 km/h	3:56,3	3:56	7:37	7:48	7:39	8:11	8:22	8:26	8:08	8:19	8:24	8:36	8:55
8	270	Olga Gapejeva	Tartu Inline Team		1:46:18,00	+25:57	26.00 km/h	4:23,2	4:23	8:09	8:11	8:15	8:18	8:32	9:32	10:42	10:42	10:32	9:44	9:11
9	265	Mirjam Metslang	Tartu Inline Team		1:47:32,73	+27:11	25.70 km/h	4:49,1	4:49	8:33	8:51	8:57	9:08	9:14	9:22	9:39	9:48	9:53	9:49	9:25
10	277	Kelly Tõnnus			2:12:09,71	+51:48	20.91 km/h	5:07,7	5:07	9:53	10:17	10:06	10:37	11:22	11:16	11:40	12:40	13:27	12:51	12:47
-	271	Katriin Loorents			DNF		18.84 km/h	5:51,5	5:51	10:18	16:16	14:17	13:43	12:54						
-	257	Gerli Eltermaa	Rakvere Naised		DNF		27.92 km/h	4:23,6	4:23	8:19	9:31	8:57	10:02							
-	275	Veronica Ivanov	Rakvere Naised		DNF		33.72 km/h	3:55,8	3:55	7:46	8:47									
-	252	Enel Kõrva	Rulluisuklubi ABEC / A&T Sport		DNS															
-	259	Helen Aart	Rakvere Naised		DNS															
-	263	Laima Kaufina	FILTER		DNS															
-	269	Liisi Laaspere	Rakvere Naised		DNS															

NAISED 40 - 49

1	253	Diana Kaareste	Rulluisuklubi ABEC / A&T Sport		1:28:56,17	--	31.08 km/h	3:46,3	3:46	6:44	7:29	7:35	7:40	7:45	7:55	7:49	7:59	8:09	8:03	7:56
2	255	Antra Zemite	ASI Ski Box		1:34:25,71	+05:29	29.27 km/h	3:56,1	3:56	7:37	7:47	7:39	8:11	8:22	8:26	8:08	8:19	8:24	8:36	8:55
3	264	Terje Vingisaar			1:36:36,03	+07:39	28.62 km/h	4:23,8	4:23	8:09	8:10	8:15	8:17	8:32	8:23	8:17	8:19	8:36	8:33	8:34
4	266	Merle Siimsen	Kaheksarattalised		1:36:37,23	+07:41	28.61 km/h	4:27,6	4:27	8:05	8:11	8:15	8:17	8:32	8:23	8:17	8:19	8:36	8:32	8:35
5	258	Sirje Nurgamaa	Jõhvi RS		1:40:11,93	+11:15	27.59 km/h	4:23,4	4:23	8:09	8:11	8:15	8:18	8:31	8:23	8:40	9:14	9:34	9:20	9:07
6	261	Ene Ilver	Rulluisuklubi ABEC		1:47:29,04	+18:32	25.72 km/h	4:48,6	4:48	8:34	8:51	8:57	9:07	9:14	9:22	9:39	9:48	9:54	9:49	9:21
7	262	Mari-Liis Sau	Rulluisuklubi Abec		1:47:31,19	+18:35	25.71 km/h	4:48,7	4:48	8:33	8:51	8:57	9:07	9:14	9:21	9:39	9:48	9:54	9:48	9:24
8	267	Kristi Rahumägi	8R		2:07:29,31	+38:33	21.68 km/h	5:52,0	5:52	10:17	10:16	10:22	10:45	10:43	10:45	11:08	10:50	11:19	12:57	12:10

NAISED 50+

1	272	Lelde Vancovica	ASI		1:47:31,25	--	25.71 km/h	4:48,9	4:48	8:34	8:51	8:57	9:07	9:14	9:22	9:39	9:48	9:54	9:49	9:23
2	268	Piret Saare			2:06:07,78	+18:36	21.92 km/h	5:52,4	5:52	10:17	10:16	10:22	10:45	10:43	10:45	11:08	10:54	11:08	11:29	12:25
-	260	Piret Kruusimaa	Rakvere Naised		DNS															

MYFITNESS POOLMARATON

MEHED

1	303	Arvis Miezitis	BJC Laimite		39:10,6	--	35.28 km/h	3:33,8	3:33	6:47	7:07	7:30	7:07	7:03						
2	309	Kristjan Missai			39:55,4	+00:44	34.62 km/h	3:33,7	3:33	7:01	7:19	7:05	7:08	7:47						
3	308	Kaspars Krastins	ASI		40:44,1	+01:33	33.93 km/h	3:35,9	3:35	7:25	7:25	7:22	7:41	7:13						
4	305	Raivo Rukis			40:50,6	+01:40	33.84 km/h	3:51,7	3:51	7:09	7:25	7:23	7:40	7:19						
5	315	Ainars Ozols			45:38,5	+06:27	30.28 km/h	4:19,1	4:19	8:09	8:08	8:29	8:29	8:02						
6	345	Siim Sander Rooba			45:40,8	+06:30	30.26 km/h	4:19,2	4:19	8:09	8:06	8:28	8:31	8:05						
7	360	Andre Tühane	Kuldsed Käed / Team		46:30,2	+07:19	29.72 km/h	4:33,0	4:33	8:09	8:26	8:30	8:47	8:03						
8	327	Tanel Ojala	Kuldsed Käed / Team		46:33,1	+07:22	29.69 km/h	4:28,0	4:28	8:13	8:25	8:30	8:47	8:06						
9	333	Ivari Kruusmann	Rakvere Bont		46:33,4	+07:22	29.69 km/h	4:27,4	4:27	8:14	8:25	8:30	8:47	8:07						
10	328	Ivar Lilla	TARTU INLINE TEAM		46:41,1															

Koht	Number	Nimi	Klubi	Riik	Tulemus	Kaotus	Keskmine kiirus	Kiireim	Ring 1	Ring 2	Ring 3	Ring 4	Ring 5	Ring 6	Ring 7	Ring 8	Ring 9	Ring 10	Ring 11	Ring 12	
13	340	Didzis Tolmanis			50:38,3	+11:27	27.29 km/h	4:33,3	4:33	8:00	9:03	9:37	9:46	9:36							
14	337	Aldis Sjucillo	BJC Laimite		51:55,9	+12:45	26.61 km/h	4:32,6	4:32	8:28	9:42	9:37	9:56	9:39							
15	342	Nikolai Tšihhatšjov			52:07,1	+12:56	26.52 km/h	5:12,0	5:12	9:29	9:17	9:31	9:29	9:07							
16	362	Ragnar Toom			52:18,6	+13:08	26.42 km/h	4:19,4	4:19	8:23	9:49	9:42	10:28	9:35							
17	376	Jevgeni Kulikov			53:07,4	+13:56	26.02 km/h	5:27,4	5:27	9:13	9:17	9:34	9:37	9:57							
18	361	Rene Tühane	Kuldsed Käed / Team		53:07,7	+13:57	26.01 km/h	5:20,1	5:20	9:22	9:13	9:36	9:37	9:57							
19	350	Marko Mölder			53:56,1	+14:45	25.63 km/h	5:19,9	5:19	9:22	9:19	9:31	10:09	10:12							
20	351	Argo Viikmann			54:29,4	+15:18	25.36 km/h	4:56,1	4:56	9:32	9:32	9:33	10:12	10:42							
21	339	Aare Kalvik			54:30,5	+15:19	25.36 km/h	4:57,4	4:57	9:44	9:18	9:31	10:16	10:42							
22	372	Timo Saks			55:07,8	+15:57	25.07 km/h	5:42,3	5:42	9:43	9:37	9:51	10:04	10:08							
23	354	Tarmo Leek	Kaheksarattalised		55:11,2	+16:00	25.04 km/h	5:42,1	5:42	9:43	9:50	10:01	10:02	9:50							
24	365	Meelis Meigas			55:11,2	+16:00	25.04 km/h	5:42,7	5:42	9:41	9:52	10:00	10:02	9:51							
25	364	Enn Tühane	Kuldsed Käed / Team		55:49,6	+16:39	24.76 km/h	5:42,0	5:42	9:43	9:50	10:01	10:02	10:28							
26	347	Jaak Veskimeister	Tallinki Spordiklubi		57:00,2	+17:49	24.25 km/h	4:27,3	4:27	9:46	9:48	10:43	11:13	11:00							
27	379	Koit Veeorg			57:00,2	+17:49	24.25 km/h	5:18,5	5:18	9:22	9:18	9:31	11:02	12:26							
28	355	Tõnu Rajando			59:59,0	+20:48	23.04 km/h	6:17,2	6:17	10:48	10:34	10:42	10:52	10:43							
-	334	Nikita Kulikov			DNF		34.59 km/h	4:26,9	4:26	8:52											
-	338	Lenno Luks			DNF		31.29 km/h	4:57,6	4:57	9:45											
-	336	Ants Sagar			DNS																
-	358	Toomas Pullerits			DNS																
NAISED																					
1	326	Ieva Berlande			45:56,1	--	30.09 km/h	4:20,2	4:20	8:09	8:06	8:29	8:29	8:20							
2	317	Denisa Druka-Jaunzeme	ASI-SkiBox		45:56,3	+00:00	30.09 km/h	3:56,1	3:56	8:19	8:21	8:29	8:29	8:20							
3	324	Gunita Snikere	BJC Laimite		45:57,3	+00:01	30.08 km/h	4:32,8	4:32	7:57	8:07	8:28	8:30	8:20							
4	329	Janne Õispuu			45:58,4	+00:02	30.06 km/h	4:20,0	4:20	8:09	8:07	8:29	8:30	8:22							
5	330	Anna Grišina	Rullibuss Team		46:35,3	+00:39	29.67 km/h	4:27,6	4:27	8:14	8:25	8:30	8:47	8:08							
6	341	Reet Kruusmann	Rakvere Bont		52:14,1	+06:17	26.46 km/h	5:18,7	5:18	9:22	9:18	9:30	9:29	9:14							
7	343	Tea Visse			52:19,4	+06:23	26.42 km/h	5:19,1	5:19	9:22	9:18	9:30	9:29	9:19							
8	344	Janika Rukis			53:07,6	+07:11	26.02 km/h	5:18,9	5:18	9:22	9:18	9:30	9:30	10:06							
9	363	Marion Kuntu			63:06,4	+17:10	21.90 km/h	6:20,9	6:20	10:51	11:15	11:28	11:33	11:36							
10	356	Edyt Taganõmm			71:21,5	+25:25	19.37 km/h	6:35,5	6:35	12:13	12:23	13:13	13:12	13:43							
11	375	Liina Liiver			73:28,6	+27:32	18.81 km/h	6:55,5	6:55	12:20	13:00	13:36	13:41	13:53							
-	322	Evija Graumane	BJC Laimite		DNF		30.89 km/h	4:19,7	4:19	8:09	8:08	9:12									
-	349	Getter Kiisk	Tartu Inline Team		DNS																
-	353	Liivika Ivanov	Rakvere Bont		DNS																
NEIUD 15 - 19																					
1	320	Maryte Mooses	Rakvere Bont		45:56,3	--	30.09 km/h	4:18,7	4:18	8:10	8:06	8:29	8:31	8:19							
2	367	Elizabete Anna Racika			45:57,7	+00:01	30.07 km/h	4:19,1	4:19	8:09	8:08	8:29	8:29	8:21							
3	325	Nele-Liis Võhma	Rakvere Bont		45:58,2	+00:01	30.07 km/h	4:18,4	4:18	8:10	8:06	8:27	8:32	8:22							
4	323	Birgit Toming	Rakvere Bont		46:38,4	+00:42	29.63 km/h	4:18,6	4:18	8:10	8:06	8:29	8:47	8:45							
5	352	Grete Kukk			52:19,2	+06:22	26.42 km/h	4:39,9	4:39	9:10	9:19	9:04	9:07	10:58							
-	346	Getter Rebane	Rakvere Bont		DNF		53.40 km/h	4:18,8	4:18												
-	310	Elizabeth Jõgi	Albe Team/Bont		DNS																
-	357	Maris Praats	Rakvere Bont		DNS																
NEIUD 9 - 14																					
1	312	Agate Priedite	BJC Laimite		39:10,7	--	35.28 km/h	3:34,4	3:34	6:46	7:08	7:30	7:06	7:03							
2	313	Ance Kucina	ASI Ski-Box		39:10,9	+00:00	35.28 km/h	3:34,8	3:34	6:46	7:08	7:31	7:06	7:03							
3	314	Laura Jankovska	BJC Laimite		39:11,1	+00:00	35.27 km/h	3:34,9	3:34	6:46	7:08	7:30	7:06	7:03							
4	311	Anna Krumina	ASI		39:11,7	+00:00	35.26 km/h	3:36,0	3:36	6:59	7:19	7:06	7:06	7:04							
5	307	Patricija Elizabete Snikere	BJC Laimite		39:12,0	+00:01	35.26 km/h	3:34,7	3:34	6:46	7:08	7:30	7:06	7:04							
6	369	Katrina Kalvane	BJC Laimite		45:57,6	+06:46	30.07 km/h	4:18,9	4:18	8:09	8:07	8:29	8:29	8:22							
7	331	Loreta Luize Jurevica	SK Ziemelpols		50:22,3	+11:11	27.44 km/h	4:27,7	4:27	8:44	9:45	9:15	9:05	9:03							
-	348	Alexandra Laanemägi	Rakvere Bont		DNS																
-	359	Kristin Aart	Rakvere Bont		DNS																
-	366	Kirsi Gertrud Meigas			DNS																
NOORMEHED 15 - 19																					
1	301	Sandis Reinsons	BJC Laimite		36:21,6	--	38.01 km/h	3:34,1	3:34	6:13	6:27	6:41	6:57	6:26							
2	302	Joonas Valge	Tallinna Kiiruisuklubi		39:05,6	+02:44	35.36 km/h	3:30,6	3:30	6:51	7:07	7:31	7:07	6:57							
3	321	Artis Pencis	BJC Laimite		39:13,7	+02:52	35.23 km/h	3:34,0	3:34	6:47	7:07	7:30	7:07	7:06							
4	319	Saveli Bogretsov	Tallinna kiiruisuklub		40:44,3	+04:22	33.93 km/h	3:51,8	3:51	7:09	7:25	7:23	7:40	7:13							
5	300	Gustavs Harijs Abele			42:44,5	+06:22	32.34 km/h	3:55,9	3:55	7:16	7:40	7:51	8:06	7:53							
6	316	Arnis Prieditis	BJC Laimite		45:05,4	+08:43	30.65 km/h	3:56,3	3:56	7:26	8:05	8:29	8:41	8:26							
-	304	Edgars Nezamovs	BJC Laimite		DNS																

Koht	Number	Nimi	Klubi	Riik	Tulemus	Kaotus	Keskmine kiirus	Kiireim	Ring 1	Ring 2	Ring 3	Ring 4	Ring 5	Ring 6	Ring 7	Ring 8	Ring 9	Ring 10	Ring 11	Ring 12	
NOORMEHED 9 - 14																					
1	306	Karl-Martin Laasberg	Rakvere Bont		39:11,5	--	35.27 km/h	3:34,2	3:34	6:47	7:07	7:30	7:07	7:03							
2	318	Gustavs Vacietis	ASI		39:23,2	+00:11	35.09 km/h	3:35,1	3:35	6:46	7:08	7:30	7:06	7:15							
3	370	Lukass Pusnins			42:45,5	+03:33	32.33 km/h	3:55,7	3:55	7:16	7:40	7:51	8:07	7:54							
4	368	Ralfs Konrads	BJC Laimite		44:56,2	+05:44	30.76 km/h	3:43,7	3:43	7:35	8:08	8:33	8:37	8:17							
5	371	Siim Kruusmann	Rakvere Bont		49:37,5	+10:25	27.85 km/h	4:32,4	4:32	8:10	8:26	8:30	9:27	10:30							
6	378	Mairon Moisto			54:58,1	+15:46	25.14 km/h	5:19,7	5:19	9:22	9:18	9:31	9:23	12:02							
7	377	Steven Viigand			54:58,3	+15:46	25.14 km/h	5:19,6	5:19	9:22	9:18	9:31	9:14	12:11							
8	373	Steffen Soha			55:18,3	+16:06	24.99 km/h	4:47,9	4:47	9:54	9:17	9:31	9:16	12:30							
-	374	Philip Jõgi	Rullibuss Team		DNS																

CHILLI RAHVARULL

MEHED

1	505	Rodrigo Saudins	BJC Laimite		21:53,4	--	25.24 km/h	4:28,4	4:28	8:42	8:42										
2	514	Arno Pusnins			22:27,0	+00:33	24.61 km/h	4:44,7	4:44	8:42	8:59										
3	546	Karlis Aleksandrs Studans			24:09,2	+02:15	22.87 km/h	5:48,0	5:48	9:23	8:57										
4	501	Karlis Lejstrauts	BJC "Laimite"		24:21,3	+02:27	22.68 km/h	5:13,1	5:13	9:10	9:57										
5	523	Janis Lejstrauts	BJC Laimite		26:23,0	+04:29	20.94 km/h	5:48,0	5:48	10:21	10:13										
6	545	Janis Fokrots			26:30,7	+04:37	20.84 km/h	5:50,5	5:50	9:59	10:40										
7	530	Robin Luik			27:04,9	+05:11	20.40 km/h	5:43,5	5:43	10:16	11:04										
8	539	Endijs Skutans			27:19,1	+05:25	20.22 km/h	5:15,0	5:15	10:45	11:18										
9	540	Aldis Skutans			27:45,9	+05:52	19.90 km/h	5:31,8	5:31	10:44	11:30										
10	522	Renars Saudins	BJC Laimite		28:22,2	+06:28	19.47 km/h	5:47,2	5:47	10:55	11:39										
11	541	Jonathan Habakukk			29:52,8	+07:59	18.49 km/h	6:33,4	6:33	11:48	11:31										
12	542	Kristjan Habakukk			29:53,1	+07:59	18.49 km/h	6:33,7	6:33	11:48	11:31										
13	549	Andres Lindemann			30:07,3	+08:13	18.34 km/h	5:38,2	5:38	10:00	14:28										
14	551	Urmas Raik			30:14,3	+08:20	18.27 km/h	7:07,8	7:07	11:49	11:16										
15	516	Taimo Lipp	Rakvere Bont		30:25,1	+08:31	18.16 km/h	6:38,0	6:38	12:10	11:36										
16	547	Karl-Robert Promm			30:31,0	+08:37	18.10 km/h	6:30,3	6:30	11:46	12:14										
17	536	Urmas Sepp			30:38,7	+08:45	18.03 km/h	6:31,5	6:31	11:44	12:22										
18	535	Gregor Siimon			42:48,4	+20:55	12.90 km/h	8:21,0	8:21	15:59	18:28										
-	504	Rene Närep			DNS																
-	506	Kristaps Nezamovs	BJC Laimite		DNS																
-	518	Mairon Moisto			DNS																
-	526	Ricards Liepins	BJC Laimite		DNS																

NAISED

1	537	Katrina Krumina	SK "ASI"		23:13,5	--	23.79 km/h	5:12,1	5:12	8:59	9:01										
2	521	Inga Priedite	BJC Laimite		24:15,4	+01:01	22.78 km/h	5:12,5	5:12	9:00	10:02										
3	531	Beate Tolmane			24:20,6	+01:07	22.70 km/h	5:12,8	5:12	9:10	9:56										
4	507	Sofija Tina Snikere	BJC Laimite		24:20,7	+01:07	22.69 km/h	5:12,3	5:12	9:11	9:56										
5	544	Beatrise Fokrota			24:31,6	+01:18	22.52 km/h	5:48,1	5:48	9:23	9:19										
6	532	Susanna Pappel	Rullibuss Team		24:33,0	+01:19	22.50 km/h	5:48,9	5:48	9:23	9:20										
7	548	Elise Sass			25:11,7	+01:58	21.93 km/h	5:44,3	5:44	9:34	9:53										
8	502	Marta Lejstrauta	BJC "Laimite"		25:50,0	+02:36	21.39 km/h	5:13,7	5:13	10:00	10:35										
9	528	Magdaleena Valge	Rullibuss Team		27:15,7	+04:02	20.26 km/h	5:49,1	5:49	10:26	10:59										
10	524	Gloria Veskimeister	Rull-iluuisuklubi "FOX"		27:28,4	+04:14	20.11 km/h	5:42,5	5:42	10:45	11:00										
11	509	Estere Kalvane	BJC Laimite		29:05,9	+05:52	18.99 km/h	6:11,2	6:11	11:23	11:30										
12	508	Emilija Racika	BJC Laimite		29:28,2	+06:14	18.75 km/h	5:58,6	5:58	11:47	11:41										
13	515	Gerlin Lipp	Rakvere Bont		29:32,6	+06:19	18.70 km/h	6:36,7	6:36	12:01	10:54										
14	503	Astra Lejstrauta	BJC "Laimite"		29:41,4	+06:27	18.61 km/h	6:29,5	6:29	11:30	11:41										
15	552	Heli-Ly Kruusmann			30:20,4	+07:06	18.21 km/h	6:36,4	6:36	12:09	11:34										
16	550	Ketlin Toming			30:23,0	+07:09	18.18 km/h	6:37,2	6:37	12:10	11:35										
17	510	Eve Uueküla			30:25,5	+07:12	18.16 km/h	7:07,3	7:07	11:49	11:28										
18	513	Victoria Pagar	Rullibuss Team		30:47,6	+07:34	17.94 km/h	6:24,1	6:24	11:53	12:30										
19	527	Lisandra Tarmet	Rullibuss Team		30:47,8	+07:34	17.94 km/h	6:25,4	6:25	11:55	12:27										
20	525	Kaia-Liisa Habicht			31:36,2	+08:22	17.48 km/h	7:09,5	7:09	12:27	11:59										
21	543	Maarja-Liis Loodus			31:45,5	+08:32	17.39 km/h	6:57,7	6:57	12:25	12:22										
22	519	Merili Saks			31:58,2	+08:44	17.28 km/h	7:38,7	7:38	12:22	11:56										
23	520	Simona Saks			31:58,6	+08:45	17.28 km/h	7:39,5	7:39	12:21	11:57										
24	533	Kerli Prohorenko	SK Tervis		34:25,0	+11:11	16.05 km/h	5:42,8	5:42	12:50	15:51										
-	511	Raili Nõlvak			DNS																
-	512	Romi Buusmann			DNS																
-	517	Rebecca Ilves	Rakvere Bont		DNS																
-	529	Kristiina Piikmann			DNS																

Koht	Number	Nimi	Klubi	Riik	Tulemus	Kaotus	Keskmine kiirus	Kiireim	Ring 1	Ring 2	Ring 3	Ring 4	Ring 5	Ring 6	Ring 7	Ring 8	Ring 9	Ring 10	Ring 11	Ring 12
-	534	Raili Rahumägi			DNS															
-	538	Inga Plado			DNS															






TUTTY-FRUTTY LASTESÕIT

POISID

1	1011	Ralfs Konrads	BJC Laimite		04:26,0	--	27.06 km/h	2:04,2	2:21	2:04										
2	1059	Gustavs Vacietis			04:28,2	+00:02	26.84 km/h	2:06,5	2:21	2:06										
3	1018	Lukass Pusnins			04:29,9	+00:03	26.66 km/h	2:08,0	2:21	2:08										
4	1012	Rodrigo Saudins	BJC Laimite		04:31,0	+00:05	26.56 km/h	2:09,1	2:21	2:09										
5	1019	Arno Pusnins			05:02,9	+00:36	23.76 km/h	2:30,9	2:30	2:31										
6	1033	Steven Viigand			05:11,3	+00:45	23.12 km/h	2:32,4	2:32	2:38										
7	1026	Mairon Moisto			05:28,6	+01:02	21.90 km/h	2:36,0	2:36	2:52										
8	1047	Kristijan Prohorenko	SK Tervis		05:38,6	+01:12	21.25 km/h	2:47,1	2:47	2:51										
9	1010	Renet Riitsalu	Tartu Slalom		05:39,0	+01:13	21.23 km/h	2:37,5	2:37	3:01										
10	1002	Karlis Lejstrauts	BJC "Laimite"		05:41,8	+01:15	21.06 km/h	2:49,7	2:52	2:49										
11	1060	Endijs Skutans			05:43,0	+01:17	20.98 km/h	2:50,7	2:50	2:52										
12	1040	Robin Luik			05:50,9	+01:24	20.51 km/h	2:53,2	2:57	2:53										
13	1039	Carl Eric Oks			06:39,7	+02:13	18.01 km/h	3:14,3	3:14	3:25										
14	1057	Markuss Timermanis	BJC "Laimite"		06:50,0	+02:24	17.56 km/h	3:15,9	3:15	3:34										
15	1061	Emils Skutans			07:26,4	+03:00	16.12 km/h	3:21,0	3:21	4:05										
16	1052	Gregor Siimon			08:25,6	+03:59	14.24 km/h	4:07,3	4:07	4:18										
17	1042	Kristen Soha			08:35,6	+04:09	13.96 km/h	3:18,1	3:18	5:17										
18	1050	Marten Sepp			08:57,1	+04:31	13.40 km/h	4:08,9	4:08	4:48										
19	1058	Sebastian Luks			11:42,3	+07:16	10.25 km/h	5:32,2	5:32	6:10										
-	1066	Kasper Verlin			DNF		6.38 km/h	9:23,7	9:23											
-	1005	Ralf Rooteman	HK TORNAADO		DNS															
-	1013	Kristaps Nezamovs	BJC Laimite		DNS															
-	1024	Rico-Helander Lichtfeldt	Rakvere Bont		DNS															
-	1034	Ricards Liepins			DNS															
-	1035	Andrijs Mäeks			DNS															

TÜDRUKUD

1	1027	Anna Krumina	SK ASI		04:28,6	--	26.80 km/h	2:07,0	2:21	2:07										
2	1001	Amanda Eihmane	SK-ASI		04:51,6	+00:22	24.68 km/h	2:24,8	2:26	2:24										
3	1007	Loreta Luize Jurevica	SK Ziemeļpols		04:54,0	+00:25	24.48 km/h	2:25,8	2:25	2:28										
4	1028	Katrina Krumina	SK ASI		05:06,8	+00:38	23.46 km/h	2:31,1	2:31	2:35										
5	1029	Sofija Tina Snikere	BJC Laimite		05:24,9	+00:56	22.15 km/h	2:38,2	2:38	2:46										
6	1038	Magdaleena Valge	Rullibuss Team		05:25,0	+00:56	22.15 km/h	2:30,8	2:30	2:54										
7	1065	Beatrise Fokrota			05:34,8	+01:06	21.49 km/h	2:47,1	2:47	2:47										
8	1041	Beate Tolmane			05:35,4	+01:06	21.46 km/h	2:44,3	2:51	2:44										
9	1009	Susanna Pappel	Rullibuss Team		05:35,7	+01:07	21.44 km/h	2:47,5	2:48	2:47										
10	1020	Ketlin Toming	Rakvere Bont		05:36,2	+01:07	21.41 km/h	2:45,3	2:50	2:45										
11	1003	Marta Lejstrauta	BJC "Laimite"		05:50,3	+01:21	20.55 km/h	2:51,0	2:59	2:51										
12	1015	Emilija Racika	BJC Laimite		05:51,5	+01:22	20.48 km/h	2:52,0	2:52	2:59										
13	1022	Gerlin Lipp	Rakvere Bont		05:53,1	+01:24	20.38 km/h	2:53,8	2:53	2:59										
14	1008	Daniela Anna Livcane			05:53,9	+01:25	20.34 km/h	2:54,2	2:59	2:54										
15	1016	Estere Kalvane	BJC Laimite		05:57,8	+01:29	20.12 km/h	2:52,4	2:52	3:05										
16	1004	Iris Nurgamaa	Jõhvi RS		05:58,9	+01:30	20.06 km/h	2:52,4	2:52	3:06										
17	1037	Lisandra Tarmet	Rullibuss Team		06:09,7	+01:41	19.47 km/h	3:02,6	3:07	3:02										
18	1023	Heli-Ly Kruusmann	Rakvere Bont		06:10,2	+01:41	19.44 km/h	3:04,7	3:04	3:05										
19	1017	Victoria Pagar	Rullibuss Team		06:18,5	+01:49	19.02 km/h	3:06,8	3:11	3:06										
20	1054	Amanda Sepp			06:57,1	+02:28	17.25 km/h	3:16,2	3:16	3:40										
21	1048	Saar Lisete	SK Tervis		07:08,4	+02:39	16.80 km/h	3:31,7	3:31	3:36										
22	1062	Simona Viikmann			07:16,7	+02:48	16.48 km/h	3:30,2	3:30	3:46										
23	1053	Mirjam Kalvik			07:17,6	+02:48	16.45 km/h	3:36,9	3:36	3:40										
24	1045	Andra Adele Andruse	SK Tervis		07:20,8	+02:52	16.33 km/h	3:23,7	3:23	3:57										
25	1006	Mirtel Kaljas			07:48,3	+03:19	15.37 km/h	3:51,1	3:51	3:57										
26	1051	Raili Rahumägi			07:51,6	+03:22	15.26 km/h	3:54,5	3:54	3:57										
27	1049	Liisa Saska	SK Tervis		08:05,1	+03:36	14.84 km/h	3:59,1	4:05	3:59										
28	1046	Indela Lisanne	SK Tervis		08:05,1	+03:36	14.84 km/h	3:47,0	3:47	4:18										
29	1063	Mia Brit Kreos			09:29,7	+05:01	12.63 km/h	4:32,6	4:32	4:57										
30	1055	Arabella Raie			10:17,7	+05:49	11.65 km/h	5:03,2	5:14	5:03										
31	1044	Iris Vaher			10:32,7	+06:04	11.37 km/h	5:07,5	5:25	5:07										
32	1064	Kertu Orav			12:29,5	+08:00	9.60 km/h	6:13,9	6:13	6:15										
-	1021	Adeele Aart	Rakvere Bont		DNS															

Koht	Number	Nimi	Klubi	Riik	Tulemus	Kaotus	Keskmine kiirus	Kiireim	Ring 1	Ring 2	Ring 3	Ring 4	Ring 5	Ring 6	Ring 7	Ring 8	Ring 9	Ring 10	Ring 11	Ring 12
-	1025	Eliis Pihlak	Rakvere Bont		DNS															
-	1030	Melissa-Mai Lichtfeldt	Rakvere Bont		DNS															
-	1031	Rebeka Ivanov	Rakvere Bont		DNS															
-	1032	Elis Part	Rakvere Bont		DNS															
-	1036	Aleksandria Mäeks			DNS															
-	1043	Ieva Kucina	ASI Ski-Box		DNS															
-	1056	Karoliine Jäätes			DNS															

Rada: tänavad. Ilm: temperatuur +25 kraadi C, tuul 2 - 4 m/s, päikeseline
Osalejaid 297