




























II PAJUSI MUDAJOOKS

15.07.2017, Pajusi külamaja


































Korraldaja: Pisisaare Spordiklubi, Elmo Krumm

Rada: takistustega rasked rajad, Ilm: temperatuur 16 kraadi (degrees) C, tuul (wind) 1- 3 m/s, pilvine


































Ajamõõtmise tehnika ja korraldus: ANTROTSENTER OÜ, Urmas Paejärv, Rainer Üksvärav ja Ringa Neudorf

Koht	Number	Nimi	Klubi	Riik	Tulemus	Kaotus	Koht VK	Kiirus	Vanus
PÕHIJOOKS									
1	3	Mardo Lundver			0:56:10,3	--	1	05:37 min/km - 10.68 km/h	25
2	75	Rauno Tiits			0:57:40,0	+01:29	2	05:46 min/km - 10.40 km/h	32
3	28	Meelis Veilberg			0:57:41,7	+01:31	1	05:46 min/km - 10.39 km/h	56
4	156	Indrek Roos			0:57:54,4	+01:44	3	05:47 min/km - 10.36 km/h	38
5	127	Kristel Sibul			0:58:01,8	+01:51	1	05:48 min/km - 10.33 km/h	20
6	7	Tarmo Pertel			0:58:50,7	+02:40	4	05:53 min/km - 10.19 km/h	33
7	55	Gunnar Kingo	Treeningpartner		0:58:56,9	+02:46	5	05:53 min/km - 10.17 km/h	37
8	5	Indrek Karolin			0:59:58,1	+03:47	1	05:59 min/km - 10.00 km/h	43
9	67	Lauri Loog			1:00:39,2	+04:28	2	06:03 min/km - 9.89 km/h	44
10	104	Raul Kangur			1:00:54,6	+04:44	3	06:05 min/km - 9.85 km/h	46
11	53	Tarvi Teras			1:02:14,7	+06:04	6	06:13 min/km - 9.63 km/h	21
12	56	Janek Kähr			1:02:17,5	+06:07	7	06:13 min/km - 9.63 km/h	33
13	123	Kirill Lapin			1:03:08,3	+06:57	8	06:18 min/km - 9.50 km/h	25
14	6	Tauri Hainsoo			1:04:29,7	+08:19	9	06:26 min/km - 9.30 km/h	30
15	157	Kristjan Roos			1:04:58,3	+08:47	10	06:29 min/km - 9.23 km/h	27
16	47	Viljar Päivil			1:05:03,0	+08:52	2	06:30 min/km - 9.22 km/h	53
17	108	Viidas Kõnd			1:05:08,5	+08:58	3	06:30 min/km - 9.21 km/h	51
18	158	Lauri Vesnenko			1:06:31,7	+10:21	4	06:39 min/km - 9.01 km/h	42
19	81	Riin Buddell			1:07:01,0	+10:50	2	06:42 min/km - 8.95 km/h	29
20	149	Mirjam Vint			1:07:09,1	+10:58	1	06:42 min/km - 8.93 km/h	40
21	42	Elari Teras			1:07:49,4	+11:39	11	06:46 min/km - 8.84 km/h	25
22	9	Kristi Toit			1:08:03,3	+11:52	3	06:48 min/km - 8.81 km/h	24
23	71	Andrus Saar			1:08:11,0	+12:00	5	06:49 min/km - 8.79 km/h	44
24	79	Allan Terve			1:09:35,0	+13:24	12	06:57 min/km - 8.62 km/h	38
25	151	Vaiko Mäe			1:11:23,0	+15:12	13	07:08 min/km - 8.40 km/h	33
26	150	Ülle Jõesaar			1:11:32,2	+15:21	2	07:09 min/km - 8.38 km/h	45
27	114	Taivo Rebane			1:11:59,4	+15:49	4	07:11 min/km - 8.33 km/h	63


































II PAJUSI MUDAJOOKS

Koht	Number	Nimi	Klubi	Riik	Tulemus	Kaotus	Koht VK	Kiirus	Vanus
28	77	Rauno Zoo			1:12:04,7	+15:54	6	07:12 min/km - 8.32 km/h	41
29	84	Sille Kaljurand			1:13:44,5	+17:34	4	07:22 min/km - 8.13 km/h	34
30	1	Heiki Rebane	OCR Estonia		1:13:45,6	+17:35	14	07:22 min/km - 8.13 km/h	34
31	61	Reio Moorast			1:14:13,5	+18:03	15	07:25 min/km - 8.08 km/h	31
32	105	Merilin Treu			1:14:18,3	+18:08	5	07:25 min/km - 8.07 km/h	22
33	92	Jaan Võsu			1:14:31,9	+18:21	7	07:27 min/km - 8.05 km/h	48
34	31	Jaan Aiaots			1:14:44,4	+18:34	16	07:28 min/km - 8.02 km/h	39
35	111	Raivo Loost			1:15:04,7	+18:54	17	07:30 min/km - 7.99 km/h	37
36	107	Rainer Tomp			1:15:05,2	+18:54	18	07:30 min/km - 7.99 km/h	29
37	106	Urmas Treu			1:15:13,0	+19:02	8	07:31 min/km - 7.97 km/h	44
38	102	Ago Kütt			1:15:49,4	+19:39	19	07:34 min/km - 7.91 km/h	37
39	160	Joosep Malmre			1:15:49,6	+19:39	1	07:34 min/km - 7.91 km/h	14
40	13	Markus Toom			1:16:33,8	+20:23	20	07:39 min/km - 7.83 km/h	38
41	140	Mart Mõtus			1:16:40,1	+20:29	21	07:40 min/km - 7.82 km/h	35
42	154	Riho Juurik			1:17:29,6	+21:19	22	07:44 min/km - 7.74 km/h	31
43	159	Simo Paatsi			1:17:56,7	+21:46	23	07:47 min/km - 7.69 km/h	22
44	99	Kätlin Nõmm			1:18:00,7	+21:50	6	07:48 min/km - 7.69 km/h	37
45	98	Ebert Nõmm			1:18:08,5	+21:58	24	07:48 min/km - 7.67 km/h	37
46	152	Imre Nursi			1:18:57,0	+22:46	9	07:53 min/km - 7.59 km/h	42
47	4	Merily Keskküla			1:19:08,0	+22:57	1	07:54 min/km - 7.58 km/h	16
48	66	Birgit Barbo			1:19:18,3	+23:08	7	07:55 min/km - 7.56 km/h	27
49	76	Heddy Tiits			1:19:25,3	+23:15	8	07:56 min/km - 7.55 km/h	29
50	117	Tarvo Mens			1:19:56,5	+23:46	5	07:59 min/km - 7.50 km/h	50
51	49	Laura Hints			1:20:13,2	+24:02	9	08:01 min/km - 7.47 km/h	31
52	41	Ulvar Pavlov			1:20:32,6	+24:22	6	08:03 min/km - 7.44 km/h	53
53	82	Aivo Elken			1:20:45,6	+24:35	25	08:04 min/km - 7.42 km/h	28
54	101	Ülo Lemsalu			1:21:33,4	+25:23	7	08:09 min/km - 7.35 km/h	66
55	145	Karl Oskar Vedler			1:21:47,7	+25:37	2	08:10 min/km - 7.33 km/h	14
56	146	Alger Vedler			1:21:47,9	+25:37	8	08:10 min/km - 7.33 km/h	50
57	148	Rami Myllymäki			1:22:36,1	+26:25	10	08:15 min/km - 7.26 km/h	46
58	16	Risto Jakobson			1:23:00,9	+26:50	26	08:18 min/km - 7.22 km/h	30
59	21	Kati Poolma			1:23:08,4	+26:58	10	08:18 min/km - 7.21 km/h	36
60	17	Kalle Kukk			1:23:27,7	+27:17	11	08:20 min/km - 7.18 km/h	46


































II PAJUSI MUDAJOOKS

Koht	Number	Nimi	Klubi	Riik	Tulemus	Kaotus	Koht VK	Kiirus	Vanus
61	74	Kerttu Sildvee			1:23:48,3	+27:38	11	08:22 min/km - 7.15 km/h	30
62	300	Lauri Rahuosoo			1:24:29,0	+28:18	27	08:26 min/km - 7.10 km/h	34
63	135	Katrin Kobzar			1:24:35,4	+28:25	12	08:27 min/km - 7.09 km/h	32
64	126	Kristjan Valge			1:25:17,0	+29:06	12	08:31 min/km - 7.03 km/h	39
65	125	Kaili Rätsep			1:25:17,3	+29:06	13	08:31 min/km - 7.03 km/h	39
66	131	Sten Markus Laarman			1:25:23,6	+29:13	1	08:32 min/km - 7.02 km/h	16
67	36	Sander Õunapuu	KJK Harta		1:25:35,8	+29:25	2	08:33 min/km - 7.00 km/h	18
68	35	Liisbeth Kallis	KJK Harta		1:25:39,2	+29:28	14	08:33 min/km - 7.00 km/h	19
69	80	Mait Meigas			1:26:09,6	+29:59	28	08:36 min/km - 6.96 km/h	38
70	69	Jaanus Loog			1:26:48,2	+30:37	13	08:40 min/km - 6.91 km/h	46
71	93	Rain Soone			1:26:52,8	+30:42	14	08:41 min/km - 6.90 km/h	43
72	97	Harvy Ivask			1:27:07,5	+30:57	29	08:42 min/km - 6.88 km/h	24
73	142	Kalev Lepik			1:27:07,5	+30:57	15	08:42 min/km - 6.88 km/h	46
74	144	Meelis Seemann			1:27:29,5	+31:19	16	08:44 min/km - 6.85 km/h	45
75	88	Hardy Ivask			1:27:30,2	+31:19	30	08:45 min/km - 6.85 km/h	28
76	83	Timo Leppik			1:27:35,3	+31:25	31	08:45 min/km - 6.85 km/h	28
77	130	Lauri Koger			1:27:58,7	+31:48	32	08:47 min/km - 6.81 km/h	29
78	58	Karina Toming			1:28:18,6	+32:08	2	08:49 min/km - 6.79 km/h	18
79	52	Helen Tamm			1:29:07,2	+32:56	15	08:54 min/km - 6.73 km/h	25
80	89	Maano Saareväli			1:29:07,3	+32:56	17	08:54 min/km - 6.73 km/h	44
81	87	Mirjam Männamaa			1:29:07,5	+32:57	16	08:54 min/km - 6.73 km/h	33
82	64	Marko Laigna			1:29:20,1	+33:09	33	08:56 min/km - 6.71 km/h	38
83	139	Katrin Pärn			1:29:32,2	+33:21	17	08:57 min/km - 6.70 km/h	26
84	138	Lauri Ellram			1:29:32,3	+33:22	34	08:57 min/km - 6.70 km/h	33
85	94	Robin Soone			1:29:36,8	+33:26	3	08:57 min/km - 6.69 km/h	15
86	50	Ragne Leesnurm			1:30:35,5	+34:25	18	09:03 min/km - 6.62 km/h	32
87	72	Siim Saar			1:30:38,0	+34:27	3	09:03 min/km - 6.62 km/h	16
88	34	Gerli Aimla			1:30:54,3	+34:43	19	09:05 min/km - 6.60 km/h	35
89	38	Hele-Mai Sammel			1:31:12,6	+35:02	20	09:07 min/km - 6.57 km/h	36
90	119	Kerli Kuusk			1:32:02,1	+35:51	21	09:12 min/km - 6.51 km/h	36
91	124	Arvo Hunt			1:32:16,0	+36:05	4	09:13 min/km - 6.50 km/h	15
92	155	Veiko Sepp			1:32:27,6	+36:17	18	09:14 min/km - 6.48 km/h	44
93	48	Piret Kuusk			1:33:56,3	+37:46	22	09:23 min/km - 6.38 km/h	35









II PAJUSI MUDAJOOKS

Koht	Number	Nimi	Klubi	Riik	Tulemus	Kaotus	Koht VK	Kiirus	Vanus
94	46	Kerli Adosson			1:34:10,9	+38:00	23	09:25 min/km - 6.37 km/h	26
95	90	Mariliis Saar			1:35:05,0	+38:54	24	09:30 min/km - 6.31 km/h	29
96	141	Margus Liebenau			1:35:17,3	+39:06	35	09:31 min/km - 6.29 km/h	38
97	153	Priit Maisalu			1:35:42,2	+39:31	36	09:34 min/km - 6.26 km/h	30
98	132	Maris Huopola			1:35:42,4	+39:32	25	09:34 min/km - 6.26 km/h	28
99	137	Marek Helinurm			1:35:48,1	+39:37	9	09:34 min/km - 6.26 km/h	54
100	301	Signe Kaasik			1:36:55,5	+40:45	3	09:41 min/km - 6.19 km/h	44
101	110	Raili Tiits			1:37:19,0	+41:08	26	09:43 min/km - 6.16 km/h	24
102	143	Alari Kuusk			1:37:25,7	+41:15	37	09:44 min/km - 6.15 km/h	35
103	43	Olar Teras			1:37:31,8	+41:21	38	09:45 min/km - 6.15 km/h	27
104	128	Leevi Krumm			1:37:38,4	+41:28	27	09:45 min/km - 6.14 km/h	29
105	129	Margus Koger			1:37:38,6	+41:28	39	09:45 min/km - 6.14 km/h	27
106	118	Riin Treial			1:41:19,8	+45:09	28	10:07 min/km - 5.92 km/h	35
107	65	Maris Martins			1:41:46,3	+45:36	29	10:10 min/km - 5.89 km/h	27
108	27	Taavi Poll			1:41:52,9	+45:42	40	10:11 min/km - 5.88 km/h	22
109	26	Kristiina Suigusaar			1:41:53,3	+45:43	30	10:11 min/km - 5.88 km/h	23
110	136	Alyona Stadnik			1:42:06,9	+45:56	31	10:12 min/km - 5.87 km/h	29
111	133	Martin Rosenberg			1:42:06,9	+45:56	19	10:12 min/km - 5.87 km/h	42
112	121	Kahro Urm			1:42:59,3	+46:48	41	10:17 min/km - 5.82 km/h	28
113	120	Gerli Hallikas			1:42:59,4	+46:49	32	10:17 min/km - 5.82 km/h	27
114	78	Kairit Eha			1:43:22,9	+47:12	33	10:20 min/km - 5.80 km/h	32
115	60	Ulvi Lond			1:43:37,8	+47:27	1	10:21 min/km - 5.78 km/h	50
116	25	Lana Toomvap			1:43:42,9	+47:32	4	10:22 min/km - 5.78 km/h	42
117	40	Kristiina Mikk			1:44:03,4	+47:53	34	10:24 min/km - 5.76 km/h	23
118	39	Karmen Limberg			1:44:03,6	+47:53	35	10:24 min/km - 5.76 km/h	23
119	95	Merlin Martinson			1:44:30,6	+48:20	36	10:27 min/km - 5.74 km/h	24
120	57	Maigi Mäela			1:45:08,8	+48:58	37	10:30 min/km - 5.70 km/h	31
121	59	Marika Rehemets			1:45:09,2	+48:58	5	10:30 min/km - 5.70 km/h	43
122	68	Eliise Ilus			1:45:28,6	+49:18	1	10:32 min/km - 5.68 km/h	14
123	37	Tiiu Kallis			1:45:28,6	+49:18	6	10:32 min/km - 5.68 km/h	47
124	30	Garry Hugh Cameron			1:46:11,5	+50:01	42	10:37 min/km - 5.65 km/h	32
125	29	Keili Teppo			1:46:24,1	+50:13	38	10:38 min/km - 5.63 km/h	30
126	147	Heikki Kikkas			1:47:39,3	+51:29	20	10:45 min/km - 5.57 km/h	48
























II PAJUSI MUDAJOOKS

Koht	Number	Nimi	Klubi	Riik	Tulemus	Kaotus	Koht VK	Kiirus	Vanus
127	115	Kaisa Koolma			1:49:52,3	+53:41	39	10:59 min/km - 5.46 km/h	27
128	73	Kadri Kevade			1:50:23,4	+54:13	40	11:02 min/km - 5.43 km/h	31
129	103	Aire Liik			1:50:29,8	+54:19	41	11:02 min/km - 5.43 km/h	26
130	96	Greth-Ann Loog			1:52:50,6	+56:40	42	11:17 min/km - 5.31 km/h	21
131	112	Pavel Ivanov			1:56:34,7	+60:24	43	11:39 min/km - 5.14 km/h	38
132	122	Eva Luik			1:56:36,0	+60:25	43	11:39 min/km - 5.14 km/h	32
133	85	Raina Vangonen			1:56:44,2	+60:33	7	11:40 min/km - 5.13 km/h	39
134	113	Silja Kaulinš			1:56:45,8	+60:35	44	11:40 min/km - 5.13 km/h	30
135	11	Kadi Vares			1:56:49,3	+60:38	45	11:40 min/km - 5.13 km/h	24
136	32	Kristel Jukk			1:56:55,1	+60:44	46	11:41 min/km - 5.13 km/h	27
137	12	Liisa Veimann			1:57:03,9	+60:53	47	11:42 min/km - 5.12 km/h	24
138	33	Meelis Stroo			1:57:04,4	+60:54	44	11:42 min/km - 5.12 km/h	27
139	116	Toomas Illaste			1:57:04,6	+60:54	45	11:42 min/km - 5.12 km/h	23
140	19	Birgit Kägu			1:59:18,2	+63:07	48	11:55 min/km - 5.02 km/h	35
141	20	Milvi Kägu			1:59:19,5	+63:09	2	11:55 min/km - 5.02 km/h	64
142	18	Ene Krumm			2:00:24,7	+64:14	3	12:02 min/km - 4.98 km/h	56
143	24	Ave-Ly Toomvap			2:05:02,0	+68:51	8	12:30 min/km - 4.79 km/h	45
144	54	Liina Sukk			2:06:27,8	+70:17	49	12:38 min/km - 4.74 km/h	31
145	91	Janne Jõesaar			2:07:03,4	+70:53	50	12:42 min/km - 4.72 km/h	32
146	531	Helen Tuur	seiklev kvartet		2:12:19,2	+76:08	9	13:13 min/km - 4.53 km/h	39
147	287	Maiki Nurmik	seiklev kvartet		2:12:19,5	+76:09	10	13:13 min/km - 4.53 km/h	41
148	531	Kristiina Kuga	seiklev kvartet		2:12:21,3	+76:11	51	13:14 min/km - 4.53 km/h	35
149	299	Sireli Ruusmaa			2:16:03,2	+79:52	52	13:36 min/km - 4.41 km/h	24
150	51	Margus Ruusmaa			2:16:05,8	+79:55	21	13:36 min/km - 4.40 km/h	43
151	298	Magnus Ruusmaa			2:16:12,0	+80:01	46	13:37 min/km - 4.40 km/h	21
-	45	Jüri Siirmäe			DNF		-		60
-	2	Anne Pirn			DNS		-		44
-	8	Triinu Palo			DNS		-		41
-	10	Ingrid Luik			DNS		-		45
-	14	Ave Mikk			DNS		-		38
-	15	Hendrik Kangro			DNS		-		37
-	22	Maarja Maidla			DNS		-		26
-	23	Heiko Mertsina			DNS		-		29






















II PAJUSI MUDAJOOKS

Koht	Number	Nimi	Klubi	Riik	Tulemus	Kaotus	Koht VK	Kiirus	Vanus
-	44	Andrus Martins			DNS		-		28
-	62	Reet Alev			DNS		-		52
-	63	Kertu Kessler			DNS		-		28
-	70	Tanel Vaks			DNS		-		34
-	86	Siim Kilter			DNS		-		33
-	100	Malve Põldmaa			DNS		-		43
-	109	Gerli Salvet			DNS		-		28
-	134	Risto Sikk			DNS		-		31











LÜHIJOOKS

1	71	Johanna Kübar			0:08:56,4	--	1	04:28 min/km - 13.42 km/h	10
2	86	Hugo Saul			0:09:26,0	+00:29	1	04:43 min/km - 12.71 km/h	9
3	67	Kaspar Karolin			0:09:28,1	+00:31	1	04:44 min/km - 12.67 km/h	11
4	91	Karl-Markus Purason			0:09:35,3	+00:38	2	04:47 min/km - 12.51 km/h	13
5	92	Henri Haan			0:09:35,4	+00:39	2	04:47 min/km - 12.51 km/h	9
6	31	Hans-Johannes Kallis			0:09:36,2	+00:39	3	04:48 min/km - 12.49 km/h	12
7	6	Oliver Lätt			0:10:02,4	+01:06	4	05:01 min/km - 11.95 km/h	12
8	29	Gertrud Liebenau			0:10:03,6	+01:07	1	05:01 min/km - 11.92 km/h	13
9	87	Evar Saul			0:10:08,4	+01:12	5	05:04 min/km - 11.83 km/h	11
10	7	Henri Madismäe			0:10:22,4	+01:26	6	05:11 min/km - 11.56 km/h	11
11	85	Loreen Ulp			0:10:23,9	+01:27	2	05:11 min/km - 11.53 km/h	10
12	26	Robin Martti Lääts			0:10:37,7	+01:41	3	05:18 min/km - 11.28 km/h	9
13	8	Madis Veski			0:10:45,2	+01:48	7	05:22 min/km - 11.15 km/h	12
14	74	Talis Torn			0:10:45,3	+01:48	4	05:22 min/km - 11.15 km/h	11
15	93	Roko Loog			0:11:02,2	+02:05	8	05:31 min/km - 10.87 km/h	11
16	32	Rosabel Klopp			0:11:03,9	+02:07	2	05:31 min/km - 10.84 km/h	12
17	3	Kertu Kurg			0:11:23,7	+02:27	3	05:41 min/km - 10.52 km/h	12
18	30	Aleksander Liebenau			0:11:31,4	+02:34	5	05:45 min/km - 10.41 km/h	9
19	24	Hendrik Seera			0:11:41,9	+02:45	6	05:50 min/km - 10.25 km/h	10
20	82	Kaur Pertel			0:11:48,4	+02:51	7	05:54 min/km - 10.16 km/h	9
21	58	Simmo Laanemäe			0:11:52,0	+02:55	8	05:56 min/km - 10.11 km/h	11
22	19	Rain Pärnasalu			0:12:40,1	+03:43	9	06:20 min/km - 9.47 km/h	10
23	36	Sander Pikson			0:12:47,0	+03:50	10	06:23 min/km - 9.38 km/h	11


































II PAJUSI MUDAJOOKS

Koht	Number	Nimi	Klubi	Riik	Tulemus	Kaotus	Koht VK	Kiirus	Vanus
24	56	Lisette Tiits			0:12:47,2	+03:50	3	06:23 min/km - 9.38 km/h	10
25	76	Maria Pikani			0:12:54,1	+03:57	4	06:27 min/km - 9.30 km/h	12
26	77	Anette Karing			0:13:03,1	+04:06	5	06:31 min/km - 9.19 km/h	12
27	53	Mari-Leene Rosin			0:13:15,2	+04:18	4	06:37 min/km - 9.05 km/h	10
28	64	Keidi Lepiste			0:14:18,5	+05:22	5	07:09 min/km - 8.38 km/h	10
29	61	Kärol Lepiste			0:14:20,8	+05:24	6	07:10 min/km - 8.36 km/h	11
30	65	Keito Lepiste			0:14:44,8	+05:48	9	07:22 min/km - 8.13 km/h	12
31	101	Merili Päike			0:16:08,7	+07:12	6	08:04 min/km - 7.43 km/h	12
32	100	Liisa Hunt			0:16:08,9	+07:12	7	08:04 min/km - 7.43 km/h	11
33	5	Eleriin Mikk			0:16:24,5	+07:28	8	08:12 min/km - 7.31 km/h	11
34	15	Kärt Otsus			0:16:31,5	+07:35	9	08:15 min/km - 7.26 km/h	11
35	4	Marleen Mikk			0:16:31,8	+07:35	7	08:15 min/km - 7.25 km/h	13
36	28	Andero Tigane			0:16:46,2	+07:49	10	08:23 min/km - 7.15 km/h	13
37	66	Koit Otsus			0:16:46,3	+07:49	11	08:23 min/km - 7.15 km/h	13
38	55	Karl-Markus Trumm			DSQ	-05:35	12	01:40 min/km - 35.85 km/h	9
39	41	Kristofer Aurelius Riipus			DSQ	-05:30	11	01:43 min/km - 34.94 km/h	9
40	10	Anett Poolma			DSQ	-05:06	10	01:54 min/km - 31.33 km/h	9
41	80	Egelii Mäll			DSQ	-04:59	11	01:58 min/km - 30.31 km/h	9
-	54	Liandra Leo			DNS		-		10
-	69	Jan-Erik Reinsoo			DNS		-		10
-	73	Ergo Tähnas			DNS		-		10















NOORTEJOOKS

1	68	Romek Sten Jürgens			0:02:41,8	--	1	01:34 min/km - 38.02 km/h	9
2	37	Roland Kingo			0:02:45,7	+00:03	2	01:36 min/km - 37.13 km/h	8
3	88	Kenneth Lepik			0:02:49,9	+00:08	3	01:39 min/km - 36.22 km/h	8
4	72	Johannes Kübar			0:02:50,4	+00:08	4	01:39 min/km - 36.11 km/h	8
5	59	Tommi Laanemäe			0:02:53,3	+00:11	5	01:41 min/km - 35.51 km/h	8
6	81	Rem Sotnikov			0:02:54,9	+00:13	6	01:42 min/km - 35.18 km/h	8
7	25	Helerin Seera			0:03:09,0	+00:27	1	01:50 min/km - 32.56 km/h	8
8	57	Mariliis Tiits			0:03:09,0	+00:27	2	01:50 min/km - 32.55 km/h	9
9	47	Ursula Uusna			0:03:10,2	+00:28	3	01:51 min/km - 32.36 km/h	8
10	46	Toivo Uusna			0:03:11,9	+00:30	7	01:52 min/km - 32.07 km/h	7

II PAJUSI MUDAJOOKS

Koht	Number	Nimi	Klubi	Riik	Tulemus	Kaotus	Koht VK	Kiirus	Vanus
11	49	Claudia Mägi			0:03:19,1	+00:37	4	01:56 min/km - 30.91 km/h	5
12	27	Richard Lääts			0:03:19,3	+00:37	8	01:56 min/km - 30.88 km/h	7
13	83	Charlotte Lukie Eha			0:03:19,4	+00:37	5	01:56 min/km - 30.86 km/h	6
14	63	Karmo Zoo			0:03:21,7	+00:39	9	01:57 min/km - 30.51 km/h	6
15	84	Laurette Ella Eha			0:03:22,6	+00:40	6	01:58 min/km - 30.37 km/h	5
16	11	Aron Poolma			0:03:28,8	+00:46	10	02:02 min/km - 29.47 km/h	7
17	34	Kristiina-Maria Lember			0:03:30,0	+00:48	7	02:02 min/km - 29.30 km/h	8
18	96	Remy Kurg			0:03:34,9	+00:53	11	02:05 min/km - 28.63 km/h	6
19	21	Uku Karl Markus			0:03:41,4	+00:59	12	02:09 min/km - 27.79 km/h	6
20	94	Oskar Valli			0:03:42,8	+01:00	13	02:10 min/km - 27.62 km/h	9
21	95	Mihkel Rammo			0:03:42,8	+01:00	14	02:10 min/km - 27.62 km/h	7
22	75	Joosep Konsen			0:03:48,4	+01:06	15	02:13 min/km - 26.94 km/h	6
23	33	Arleen Klopp			0:03:49,2	+01:07	8	02:14 min/km - 26.84 km/h	7
24	97	Keiro Juhkam			0:03:49,7	+01:07	16	02:14 min/km - 26.79 km/h	9
25	98	Eliise Ivask			0:03:49,7	+01:07	9	02:14 min/km - 26.79 km/h	8
26	35	Jan-Marten Lember			0:03:50,7	+01:08	17	02:14 min/km - 26.67 km/h	6
27	99	Joanna Ivask			0:03:52,7	+01:10	10	02:16 min/km - 26.44 km/h	6
28	43	Oliver Keir Autor			0:03:57,2	+01:15	18	02:18 min/km - 25.94 km/h	5
29	20	Teele Pärnasalu			0:03:58,3	+01:16	11	02:19 min/km - 25.82 km/h	9
30	62	Andri Leiman			0:04:09,1	+01:27	19	02:25 min/km - 24.70 km/h	9
31	39	Mattias Kähr			0:04:11,5	+01:29	20	02:27 min/km - 24.46 km/h	5
32	89	Kenry Lepik			0:04:12,5	+01:30	21	02:27 min/km - 24.37 km/h	4
33	51	Johanna Rosin			0:04:20,2	+01:38	12	02:32 min/km - 23.65 km/h	5
34	12	Nora Nöps			0:04:21,9	+01:40	13	02:33 min/km - 23.49 km/h	6
35	9	Triinu-Liis Neilant			0:04:33,0	+01:51	14	02:39 min/km - 22.54 km/h	6
36	50	Romina Rosin			0:04:39,5	+01:57	15	02:43 min/km - 22.01 km/h	4
37	78	Tristan Ivanov			0:04:48,3	+02:06	22	02:48 min/km - 21.34 km/h	6
38	60	Mathias Lepiste			0:04:57,7	+02:15	23	02:54 min/km - 20.67 km/h	4
39	42	Brigitta Maria Riipus			0:05:00,5	+02:18	16	02:55 min/km - 20.48 km/h	7
40	79	Dominik Ivanov			0:05:05,4	+02:23	24	02:58 min/km - 20.15 km/h	3
41	18	Martin Pai			0:05:13,7	+02:31	25	03:03 min/km - 19.62 km/h	6
42	23	Eileen Tali			0:05:43,3	+03:01	17	03:20 min/km - 17.92 km/h	3
43	17	Katriin Neido			0:05:46,9	+03:05	18	03:22 min/km - 17.74 km/h	3

II PAJUSI MUDAJOOKS

Koht	Number	Nimi	Klubi	Riik	Tulemus	Kaotus	Koht VK	Kiirus	Vanus
44	13	Mona Nöps			0:05:55,0	+03:13	19	03:27 min/km - 17.33 km/h	4
45	16	Andris Neido			0:05:56,8	+03:14	26	03:28 min/km - 17.25 km/h	5
46	14	Luka Nöps			0:06:40,5	+03:58	27	03:54 min/km - 15.36 km/h	3
47	40	Reno Robin Rehemets			0:07:55,9	+05:14	28	04:38 min/km - 12.93 km/h	9
48	52	Assar Rosin			0:08:25,2	+05:43	29	04:55 min/km - 12.18 km/h	7
49	48	Uku-Jander Vällo			0:08:34,1	+05:52	30	05:00 min/km - 11.97 km/h	7
50	45	Andris Eving			0:09:38,6	+06:56	31	05:38 min/km - 10.63 km/h	3
51	70	Andero Reinsoo			0:10:53,1	+08:11	32	06:21 min/km - 9.42 km/h	8
52	38	Karel Markus Kähr			8:58:59,4	+536:17	33	315:11 min/km - 0.19 km/h	7
-	1	Aaron Karu			DNS		-		8
-	2	Rafael Karu			DNS		-		6
-	22	Ekke Hans Markus			DNS		-		4
-	44	Richard Paavel			DNS		-		4
-	90	Liisa Nõmm			DNS		-		7

Osalejate arv: 268