

10.07.2016, Pärnu

Korraldaja: Rulliklubi, Eesti Rullisuliit, TopSport OÜ, Jaanus Ritson

Rada: Pärnu linnatänavad. Ilm: temperatuur +20 kraadi C, tuul 2 - 5 m/s, vahelduvalt pilves, vahepeal sadu

Ajamõõtmise tehnik ja korraldus: ANTROTSENTER OÜ, Urmas Paejäv. Rainer Üksvärv, Toomas Paejäv

| Koht                  | Number | Nimi                  | Klubi                         | Riik | Tulemus     | Kiirus     | Ring 1   | Ring 2   | Ring 3   | Ring 4   | Ring 5   | Ring 6   | Ring 7   | Ring 8   | Ring 9   | Ring 10  | Ring 11  | Ring 12  | Ring 13  | Ring 14  | Ring 15  | Ring 16  |  |
|-----------------------|--------|-----------------------|-------------------------------|------|-------------|------------|----------|----------|----------|----------|----------|----------|----------|----------|----------|----------|----------|----------|----------|----------|----------|----------|--|
| <b>Rullisumaraton</b> |        |                       |                               |      |             |            |          |          |          |          |          |          |          |          |          |          |          |          |          |          |          |          |  |
| <b>Mehed</b>          |        |                       |                               |      |             |            |          |          |          |          |          |          |          |          |          |          |          |          |          |          |          |          |  |
| 1                     | 7      | Reinis Znotins        | Powerslide - Laimite          |      | 1:09:26,791 | 36.63 km/h | 04:18,95 | 04:13,64 | 04:24,46 | 04:22,32 | 04:22,09 | 04:02,66 | 04:17,24 | 04:15,47 | 04:17,11 | 04:18,72 | 04:23,32 | 04:25,39 | 04:22,64 | 04:11,28 | 04:31,06 | 04:40,36 |  |
| 2                     | 2      | Kert Keskaik          | Albe Team/Bont                |      | 1:09:27,318 | 36.62 km/h | 04:19,60 | 04:12,86 | 04:25,19 | 04:23,56 | 04:21,06 | 04:01,76 | 04:17,26 | 04:15,45 | 04:17,04 | 04:18,81 | 04:23,23 | 04:25,39 | 04:22,66 | 04:11,29 | 04:31,11 | 04:40,98 |  |
| 3                     | 4      | Roberts Pundurs       | Powerslide - Laimite          |      | 1:12:17,853 | 35.18 km/h | 04:19,18 | 04:13,22 | 04:25,27 | 04:22,99 | 04:20,29 | 04:28,27 | 04:28,29 | 04:26,88 | 04:38,32 | 04:26,52 | 04:34,81 | 04:58,85 | 04:44,95 | 04:29,70 | 04:52,92 | 04:27,32 |  |
| 4                     | 24     | Teemu Ylänen          | HTL Helsinki                  |      | 1:12:17,885 | 35.18 km/h | 04:18,77 | 04:14,14 | 04:25,03 | 04:23,09 | 04:20,80 | 04:26,94 | 04:29,82 | 04:26,95 | 04:37,68 | 04:26,68 | 04:34,91 | 04:58,83 | 04:44,47 | 04:29,69 | 04:53,18 | 04:26,83 |  |
| 5                     | 6      | Lauri Koort           | Albe Team/Bont                |      | 1:12:18,197 | 35.18 km/h | 04:19,69 | 04:08,93 | 04:28,73 | 04:23,13 | 04:20,55 | 04:28,09 | 04:28,82 | 04:26,34 | 04:38,19 | 04:26,69 | 04:35,02 | 04:58,86 | 04:44,15 | 04:30,76 | 04:52,30 | 04:27,87 |  |
| 6                     | 8      | Mart Markus           | Albe Team/Bont                |      | 1:12:18,201 | 35.18 km/h | 04:19,83 | 04:12,97 | 04:24,72 | 04:23,02 | 04:20,73 | 04:28,36 | 04:28,73 | 04:26,82 | 04:37,85 | 04:26,37 | 04:35,14 | 04:58,71 | 04:44,48 | 04:29,25 | 04:53,91 | 04:27,24 |  |
| 7                     | 116    | Maksim Vysotkii       | TEAM UUS MAA                  |      | 1:12:18,385 | 35.18 km/h | 04:19,30 | 04:13,40 | 04:24,53 | 04:21,85 | 04:21,84 | 04:28,07 | 04:28,79 | 04:26,39 | 04:38,42 | 04:26,42 | 04:34,82 | 04:59,30 | 04:44,30 | 04:29,96 | 04:52,98 | 04:27,94 |  |
| 8                     | 17     | Vahur Valvas          |                               |      | 1:12:19,162 | 35.17 km/h | 04:20,54 | 04:13,00 | 04:24,59 | 04:23,50 | 04:22,48 | 04:26,41 | 04:28,55 | 04:28,70 | 04:35,74 | 04:27,24 | 04:34,54 | 04:58,13 | 04:45,72 | 04:29,50 | 04:52,98 | 04:27,47 |  |
| 9                     | 14     | Sandris Šnore         | Powerslide - Laimite          |      | 1:12:19,572 | 35.17 km/h | 04:19,43 | 04:12,90 | 04:25,43 | 04:23,01 | 04:20,84 | 04:27,92 | 04:28,72 | 04:26,44 | 04:38,12 | 04:26,50 | 04:34,93 | 04:59,19 | 04:43,85 | 04:29,97 | 04:53,34 | 04:28,91 |  |
| 10                    | 130    | Viktoras Cesulis      |                               |      | 1:12:19,939 | 35.17 km/h | 04:19,97 | 04:14,48 | 04:24,18 | 04:23,79 | 04:21,47 | 04:26,23 | 04:28,70 | 04:27,51 | 04:37,32 | 04:26,51 | 04:34,78 | 04:58,84 | 04:44,98 | 04:29,53 | 04:52,85 | 04:28,73 |  |
| 11                    | 13     | Meelis Aasla          | Albe Team/Bont 2              |      | 1:12:20,643 | 35.16 km/h | 04:19,88 | 04:13,58 | 04:23,48 | 04:22,35 | 04:24,33 | 04:26,63 | 04:27,86 | 04:28,52 | 04:36,76 | 04:27,29 | 04:32,89 | 05:00,06 | 04:40,95 | 04:33,78 | 04:52,91 | 04:29,30 |  |
| 12                    | 15     | Ansiv Eljasans        | FILTER                        |      | 1:12:21,096 | 35.16 km/h | 04:17,52 | 04:15,67 | 04:24,66 | 04:23,06 | 04:20,68 | 04:28,19 | 04:28,75 | 04:26,88 | 04:37,75 | 04:26,63 | 04:34,94 | 04:58,79 | 04:44,40 | 04:29,82 | 04:53,00 | 04:30,28 |  |
| 13                    | 20     | Jarek Mäestu          | Tartu Inline Team 1           |      | 1:12:21,162 | 35.16 km/h | 04:20,77 | 04:13,25 | 04:24,20 | 04:24,02 | 04:22,02 | 04:26,44 | 04:28,27 | 04:28,67 | 04:35,98 | 04:27,84 | 04:34,25 | 04:58,25 | 04:45,48 | 04:29,24 | 04:52,82 | 04:29,59 |  |
| 14                    | 9      | Lauris Bitenieks      | Powerslide - Laimite          |      | 1:12:21,283 | 35.16 km/h | 04:18,69 | 04:14,30 | 04:20,22 | 04:27,90 | 04:20,91 | 04:27,32 | 04:28,48 | 04:28,23 | 04:37,34 | 04:26,26 | 04:34,72 | 04:59,00 | 04:45,22 | 04:29,54 | 04:51,94 | 04:31,15 |  |
| 15                    | 126    | Antti Haljak          |                               |      | 1:15:08,850 | 33.85 km/h | 04:20,93 | 04:12,74 | 04:24,85 | 04:25,85 | 04:57,76 | 05:04,89 | 04:44,72 | 04:46,26 | 04:49,68 | 04:45,29 | 04:48,37 | 04:43,11 | 04:37,50 | 04:47,14 | 04:53,03 | 04:46,65 |  |
| 16                    | 21     | Andrus Kuusk          | Rullisuklubi 8R               |      | 1:15:08,975 | 33.85 km/h | 04:21,31 | 04:15,28 | 04:32,63 | 04:54,14 | 04:43,59 | 04:49,87 | 04:45,43 | 04:45,64 | 04:49,68 | 04:45,30 | 04:48,36 | 04:43,07 | 04:37,41 | 04:47,43 | 04:53,28 | 04:46,48 |  |
| 17                    | 22     | Jani Suihkonen        | HTL                           |      | 1:15:09,096 | 33.85 km/h | 04:20,16 | 04:16,55 | 04:42,97 | 04:43,37 | 04:43,66 | 04:41,13 | 04:44,20 | 04:45,26 | 04:52,02 | 04:43,40 | 04:48,35 | 04:44,40 | 04:36,11 | 04:48,14 | 04:51,86 | 04:47,45 |  |
| 18                    | 26     | Ilya Oštšepkov        |                               |      | 1:15:09,307 | 33.85 km/h | 04:20,64 | 04:16,57 | 04:33,46 | 04:51,84 | 04:43,76 | 04:40,71 | 04:44,01 | 04:46,66 | 04:50,52 | 04:43,95 | 04:49,45 | 04:43,50 | 04:36,25 | 04:48,74 | 04:51,69 | 04:47,48 |  |
| 19                    | 10     | Andrei Predtechenskii | Neva Racing Team              |      | 1:15:09,404 | 33.84 km/h | 04:20,10 | 04:16,38 | 04:43,79 | 04:42,58 | 04:43,58 | 04:41,25 | 04:44,21 | 04:46,06 | 04:49,86 | 04:45,28 | 04:48,37 | 04:43,37 | 04:37,27 | 04:47,16 | 04:53,26 | 04:46,80 |  |
| 20                    | 25     | Meelis Tammre         | Uus Maa Kinnisvarabüroo Eliit |      | 1:15:10,775 | 33.83 km/h | 04:21,53 | 04:20,02 | 04:38,54 | 04:42,56 | 04:44,07 | 04:40,78 | 04:44,12 | 04:45,94 | 04:51,36 | 04:43,42 | 04:49,50 | 04:43,96 | 04:36,61 | 04:47,45 | 04:52,79 | 04:48,04 |  |
| 21                    | 35     | Einar Elbing          | Pärnu Rulliklubi              |      | 1:15:11,869 | 33.83 km/h | 04:21,18 | 04:20,62 | 04:37,73 | 04:43,41 | 04:43,68 | 04:40,99 | 04:44,13 | 04:46,57 | 04:50,89 | 04:43,37 | 04:48,37 | 04:43,76 | 04:37,86 | 04:47,60 | 04:52,65 | 04:48,99 |  |
| 22                    | 54     | Andreas Veerpalu      | TEAM UUS MAA                  |      | 1:17:18,697 | 32.90 km/h | 04:26,63 | 04:39,61 | 04:52,84 | 04:55,05 | 04:52,66 | 04:48,74 | 04:48,37 | 04:52,87 | 04:55,90 | 04:56,16 | 04:58,30 | 05:03,50 | 04:48,17 | 04:53,51 | 04:40,73 | 04:45,57 |  |
| 23                    | 112    | Gerth Kivima          |                               |      | 1:18:19,916 | 32.47 km/h | 04:25,35 | 04:41,51 | 04:51,97 | 04:54,92 | 04:51,96 | 04:45,56 | 04:53,36 | 04:52,26 | 04:56,37 | 04:56,27 | 04:57,30 | 05:03,52 | 04:56,12 | 05:05,60 | 05:08,90 | 04:58,88 |  |
| 24                    | 74     | Herlet Kivima         | Rullibuss Team 01             |      | 1:20:12,373 | 31.71 km/h | 04:32,11 | 04:55,98 | 05:03,76 | 05:15,16 | 05:15,18 | 04:50,92 | 05:08,69 | 04:53,94 | 05:01,67 | 04:59,80 | 05:03,12 | 05:02,85 | 05:08,09 | 05:08,51 | 04:59,82 | 04:52,68 |  |
| 25                    | 48     | Rauno Laht            | Albe Team/Bont 2              |      | 1:20:15,240 | 31.69 km/h | 04:25,95 | 05:02,92 | 05:26,38 | 05:10,97 | 05:00,80 | 04:51,52 | 05:07,70 | 04:52,22 | 05:01,93 | 04:59,33 | 05:03,89 | 05:02,37 | 05:07,34 | 05:10,10 | 04:58,23 | 04:53,53 |  |
| 26                    | 49     | Martti Järvi          |                               |      | 1:20:15,916 | 31.69 km/h | 04:51,98 | 05:03,09 | 05:03,54 | 05:06,26 | 04:59,43 | 04:50,87 | 05:08,31 | 04:52,14 | 05:02,01 | 04:59,69 | 05:04,42 | 05:03,09 | 05:07,41 | 05:09,06 | 04:59,35 | 04:55,17 |  |
| 27                    | 86     | Janeks Malinovskis    | FILTER                        |      | 1:20:16,791 | 31.68 km/h | 04:22,08 | 04:22,09 | 04:52,40 | 05:04,59 | 05:04,63 | 04:49,33 | 04:52,91 | 05:00,14 | 05:08,98 | 05:11,53 | 05:10,76 | 05:32,03 | 05:28,09 | 05:21,84 | 04:58,45 | 04:56,86 |  |
| 28                    | 53     | Mart Roosimaa         | Tartu Inline Team 1           |      | 1:20:17,404 | 31.68 km/h | 04:27,97 | 05:13,16 | 05:15,83 | 05:05,72 | 05:00,52 | 04:50,59 | 05:08,42 | 04:53,53 | 05:02,11 | 04:59,94 | 05:03,12 | 05:03,20 | 05:07,38 | 05:09,53 | 04:59,41 | 04:56,90 |  |
| 29                    | 57     | Peteris Petersons     | Powerslide - Laimite          |      | 1:20:52,998 | 31.45 km/h | 04:48,74 | 05:04,94 | 05:03,39 | 05:05,72 | 05:00,56 | 04:52,06 | 05:07,66 | 04:53,98 | 05:01,88 | 04:59,80 | 05:03,16 | 05:03,17 | 05:07,32 | 05:08,76 | 05:01,25 | 05:30,53 |  |
| 30                    | 69     | Jaan Oder             |                               |      | 1:24:46,799 | 30.00 km/h | 04:51,10 | 05:02,88 | 05:03,68 | 05:05,41 | 05:00,72 | 04:53,49 | 05:06,79 | 05:05,06 | 05:34,65 | 05:32,94 | 05:32,66 | 05:31,24 | 05:39,78 | 05:26,75 | 05:39,43 | 05:40,16 |  |
| 31                    | 123    | Joosep Tammemäe       | Seiklushunt                   |      | 1:26:23,678 | 29.44 km/h | 05:08,02 | 05:20,78 | 05:22,98 | 05:23,01 | 05:31,45 | 05:26,25 | 04:46,07 | 04:51,87 | 05:27,09 | 05:32,39 | 05:20,34 | 05:13,66 | 06:06,27 | 05:48,84 | 05:15,10 | 05:49,48 |  |
| 32                    | 107    | Julius Baradinskas    |                               |      | 1:27:20,834 | 29.12 km/h | 05:07,29 | 05:06,16 | 05:28,05 | 05:19,83 | 05:51,65 | 05:43,69 | 05:32,77 | 05:36,47 | 05:39,14 | 05:39,01 | 05:21,89 | 05:07,50 | 05:10,21 | 05:00,54 | 05:56,45 | 06:00,12 |  |
| 33                    | 122    | Arvi Anton            | Seiklushunt                   |      | 1:27:53,061 | 28.94 km/h | 05:10,63 | 05:18,39 | 05:16,72 | 05:25,17 | 05:35,02 | 05:26,74 | 04:48,77 | 05:47,34 | 05:21,24 | 05:38,23 | 05:47,47 | 05:38,09 | 05:10,16 | 05:30,55 | 05:54,78 | 06:03,69 |  |
| 34                    | 127    | Koit Erala            |                               |      | 1:28:16,334 | 28.81 km/h | 04:53,59 | 05:02,66 | 05:05,76 | 05:31,60 | 05:46,03 | 05:57,30 | 05:33,20 | 05:36,99 | 05:39,44 | 05:38,78 | 05:20,74 | 05:07,51 | 05:10,78 | 05:40,00 | 06:04,05 | 06:07,81 |  |
| 35                    | 41     | Heiki Roomet          |                               |      | 1:28:31,361 | 28.73 km/h | 05:02,31 | 05:07,24 | 05:11,78 | 05:11,84 | 05:19,93 | 05:27,99 | 05:23,18 | 05:31,08 | 05:32,36 | 05:31,53 | 05:35,88 | 05:43,56 | 05:59,44 | 05:53,24 | 05:59,18 | 06:00,75 |  |
| 36                    | 101    | Veiko Germann         | Jõhvi RS Team                 |      | 1:28:43,127 | 28.67 km/h | 05:06,38 | 05:22,16 | 05:23,47 | 05:23,00 | 05:30,38 | 05:28,76 | 05:35,63 | 05:36,32 | 05:39,08 | 05:24,12 | 05:36,59 | 05:43,92 | 05:52,18 | 05:53,35 | 05:53,18 | 05:28,73 |  |
| 37                    | 82     | Marti Laidre          |                               |      | 1:28:59,361 | 28.58 km/h | 04:54,61 | 05:01,48 | 05:04,46 | 05:06,29 | 05:06,41 | 05:53,83 | 06:17,78 | 06:02,12 | 05:39,31 | 05:38,92 | 05:23,82 | 05:36,91 | 05:42,64 | 05:52,67 | 05:53,93 | 05:44,09 |  |
| 38                    | 115    | Vasjagin Aleksandr    | Jõhvi RS                      |      | 1:29:02,014 | 28.57 km/h | 04:36,60 | 05:16,19 | 05:07,39 | 05:03,41 | 05:06,21 | 04:50,71 | 05:14,93 | 05:52,84 | 05:47,41 | 05:53,96 | 05:22,78 | 05:51,82 | 06:21,88 | 06:08,08 | 06:15,21 | 06:12,52 |  |
| 39                    | 153    | Toomas Kibus          | Rullibuss Team                |      | 1:30:16,420 | 28.18 km/h | 04:53,71 | 05:02,73 | 05:03,87 | 05:06,97 | 05:06,14 | 05:33,94 | 05:40,12 | 05:47,02 | 06:00,47 | 05:58,28 | 05:56,68 | 05:54,61 | 06:10,08 | 06:03,06 | 06:02,14 | 05:56,51 |  |
| 40                    | 120    | Augustas Ribokas      | GRK LT                        |      | 1:30:16,561 | 28.18 km/h | 05:43,28 | 05:31,74 | 05:44,68 | 05:41,73 | 05:30,72 | 05:25,94 | 05:36,70 | 05:33,03 | 05:34,76 | 05:47,35 | 05:49,55 | 05:50,98 | 05:30,70 | 05:23,46 | 05:45,05 | 05:46,82 |  |
| 41                    | 68     | Magnar Meinart        | Rullibuss Team 01             |      | 1:31:10,107 | 27.90 km/h | 04:50,72 | 05:03,55 | 05:46,15 | 06:07,89 | 06:07,72 | 05:41,84 | 05:35,72 | 05:34,41 | 05:34,40 | 05:47,50 | 05:42,02 | 05:23,90 | 05:42,79 | 05:52,18 | 05:41,45 | 06:37,   |  |

| Koht | Number | Nimi               | Klubi                         | Riik | Tulemus            | Kiirus     | Ring 1   | Ring 2   | Ring 3   | Ring 4   | Ring 5   | Ring 6   | Ring 7   | Ring 8   | Ring 9   | Ring 10  | Ring 11  | Ring 12  | Ring 13  | Ring 14  | Ring 15  | Ring 16  |
|------|--------|--------------------|-------------------------------|------|--------------------|------------|----------|----------|----------|----------|----------|----------|----------|----------|----------|----------|----------|----------|----------|----------|----------|----------|
| 2    | 27     | Jaanus Ritson      | Rullisuklubi ABEC / 40+       |      | <b>1:15:08,998</b> | 33.85 km/h | 04:21,87 | 04:19,80 | 04:38,51 | 04:42,58 | 04:43,57 | 04:40,91 | 04:44,31 | 04:46,54 | 04:50,19 | 04:43,66 | 04:49,96 | 04:43,99 | 04:36,31 | 04:47,36 | 04:51,78 | 04:47,57 |
| 3    | 28     | Janno Luik         | AT Sport/Saarlased            |      | <b>1:15:09,478</b> | 33.84 km/h | 04:21,79 | 04:19,67 | 04:38,50 | 04:42,43 | 04:44,66 | 04:40,12 | 04:43,91 | 04:46,35 | 04:51,64 | 04:43,37 | 04:49,23 | 04:43,69 | 04:36,47 | 04:47,20 | 04:53,25 | 04:47,12 |
| 4    | 16     | Sulev Loka         | Rullisuklubi ABEC / 40+       |      | <b>1:15:10,053</b> | 33.84 km/h | 04:21,70 | 04:15,57 | 04:33,55 | 04:52,34 | 04:43,67 | 04:39,84 | 04:45,46 | 04:45,64 | 04:51,80 | 04:43,20 | 04:48,36 | 04:43,99 | 04:36,31 | 04:48,02 | 04:52,52 | 04:47,98 |
| 5    | 11     | Dzintars Sarmulis  | FILTER                        |      | <b>1:17:31,252</b> | 32.81 km/h | 04:25,52 | 04:40,42 | 04:51,67 | 04:55,98 | 04:51,86 | 04:50,38 | 04:48,35 | 04:52,19 | 04:57,03 | 04:54,14 | 04:59,90 | 05:01,71 | 04:52,80 | 04:50,13 | 04:47,21 | 04:51,88 |
| 6    | 29     | Jaanus Laugus      | Uus Maa Kinnisvarabüroo Eliit |      | <b>1:18:04,189</b> | 32.58 km/h | 04:20,06 | 04:19,18 | 04:40,60 | 04:42,45 | 04:44,83 | 04:40,28 | 04:43,98 | 04:46,82 | 04:50,46 | 04:44,52 | 04:48,87 | 04:44,90 | 05:44,82 | 05:24,94 | 05:24,42 | 05:22,98 |
| 7    | 38     | Ats Kallais        | Albe Team/Bont 2              |      | <b>1:18:05,482</b> | 32.57 km/h | 04:21,37 | 04:24,76 | 04:50,64 | 05:04,14 | 05:05,48 | 04:48,84 | 04:50,09 | 04:51,20 | 04:57,03 | 04:56,38 | 04:57,41 | 05:02,30 | 04:57,05 | 04:45,25 | 05:02,26 | 05:11,22 |
| 8    | 52     | Hassar Jurs        | Tartu Inline Team 2           |      | <b>1:18:19,471</b> | 32.48 km/h | 04:21,07 | 04:22,72 | 04:52,89 | 05:04,01 | 05:05,43 | 04:48,69 | 04:52,03 | 04:50,28 | 04:55,81 | 04:56,23 | 04:58,43 | 05:02,42 | 04:56,81 | 05:05,05 | 05:08,70 | 04:58,82 |
| 9    | 31     | Andrus Undrest     | Tartu Inline Team 2           |      | <b>1:18:19,725</b> | 32.47 km/h | 04:22,65 | 04:43,79 | 04:52,15 | 04:54,76 | 04:53,54 | 04:48,79 | 04:48,67 | 04:51,66 | 04:56,77 | 04:56,93 | 04:57,26 | 05:02,86 | 04:57,21 | 05:04,94 | 05:08,70 | 04:58,94 |
| 10   | 167    | Ahti Oks           |                               |      | <b>1:20:14,705</b> | 31.70 km/h | 04:50,51 | 05:03,68 | 05:04,80 | 05:06,07 | 05:00,92 | 04:53,16 | 05:05,88 | 04:53,14 | 05:01,94 | 04:59,39 | 05:03,52 | 05:02,74 | 05:07,41 | 05:09,59 | 04:58,65 | 04:53,23 |
| 11   | 42     | Frid Kaljas        | Rullisuklubi ABEC / 40+       |      | <b>1:20:16,885</b> | 31.68 km/h | 04:51,33 | 05:03,05 | 05:03,63 | 05:05,89 | 05:00,48 | 04:53,27 | 05:06,77 | 04:53,23 | 05:01,76 | 04:59,75 | 05:03,08 | 05:03,09 | 05:07,37 | 05:09,01 | 04:59,33 | 04:55,77 |
| 12   | 50     | Mairo Pukk         |                               |      | <b>1:20:17,115</b> | 31.68 km/h | 04:48,34 | 05:04,14 | 05:04,86 | 05:06,42 | 05:00,31 | 04:52,00 | 05:07,84 | 04:53,61 | 05:01,74 | 04:59,78 | 05:03,05 | 05:03,12 | 05:07,33 | 05:08,99 | 04:59,35 | 04:56,16 |
| 13   | 65     | Olavi Ärm          | Tartu Inline Team 3           |      | <b>1:20:17,303</b> | 31.68 km/h | 04:51,82 | 05:03,08 | 05:04,45 | 05:06,26 | 05:01,00 | 04:51,59 | 05:06,62 | 04:53,11 | 05:01,89 | 04:59,64 | 05:03,47 | 05:02,69 | 05:07,40 | 05:09,53 | 04:58,65 | 04:56,04 |
| 14   | 44     | Toomas Teesaar     | AT Sport/Saarlased            |      | <b>1:20:17,955</b> | 31.68 km/h | 04:32,55 | 04:55,76 | 05:03,70 | 05:15,22 | 05:15,43 | 04:52,18 | 05:08,07 | 04:53,30 | 05:01,70 | 04:59,60 | 05:03,10 | 05:03,00 | 05:08,14 | 05:08,50 | 04:58,00 | 04:59,62 |
| 15   | 47     | Priit Kaasik       | Jõhvi RS Team                 |      | <b>1:20:18,139</b> | 31.68 km/h | 04:49,88 | 05:03,65 | 05:03,31 | 05:05,63 | 05:00,50 | 04:52,01 | 05:08,32 | 04:53,42 | 05:01,98 | 04:59,76 | 05:02,96 | 05:03,00 | 05:07,53 | 05:08,87 | 04:59,45 | 04:57,81 |
| 16   | 80     | Marek Ilves        | Tartu Inline Team 2           |      | <b>1:24:33,596</b> | 30.08 km/h | 04:53,11 | 05:02,55 | 05:04,28 | 05:05,29 | 05:00,92 | 04:52,78 | 05:05,99 | 04:53,14 | 05:45,61 | 05:32,93 | 05:33,08 | 05:30,80 | 05:40,09 | 05:26,45 | 05:39,69 | 05:26,82 |
| 17   | 79     | Taivo Päärson      | Kaheksarattalised             |      | <b>1:28:42,275</b> | 28.16 km/h | 05:06,24 | 05:22,14 | 05:23,23 | 05:22,86 | 05:20,68 | 05:28,68 | 05:35,41 | 05:37,21 | 05:38,86 | 05:39,19 | 05:23,96 | 05:36,50 | 05:43,39 | 05:51,84 | 05:53,52 | 05:28,48 |
| 18   | 92     | Juris Pencis       | Powerslide - Laimite          |      | <b>1:28:52,311</b> | 28.62 km/h | 05:06,06 | 05:22,20 | 05:22,73 | 05:23,09 | 05:30,92 | 05:28,69 | 05:35,43 | 05:37,20 | 05:38,62 | 05:39,77 | 05:24,05 | 05:36,77 | 05:42,74 | 05:52,53 | 05:53,30 | 05:38,14 |
| 19   | 89     | Rauno Vestung      |                               |      | <b>1:29:10,822</b> | 28.52 km/h | 04:59,29 | 04:57,58 | 05:04,34 | 05:06,33 | 05:02,00 | 05:04,02 | 05:39,14 | 05:32,57 | 05:25,87 | 05:35,53 | 05:45,51 | 05:52,38 | 06:03,82 | 06:04,18 | 06:20,87 | 06:37,32 |
| 20   | 43     | Sergey Fedorchuk   | Neva Racing Team              |      | <b>1:29:19,221</b> | 28.48 km/h | 05:06,50 | 05:07,06 | 05:05,57 | 05:14,17 | 05:19,19 | 05:05,39 | 05:29,52 | 05:30,11 | 05:44,34 | 05:47,06 | 05:54,67 | 05:51,94 | 05:35,57 | 06:10,10 | 06:12,15 | 06:05,84 |
| 21   | 84     | Jaanus Pappel      |                               |      | <b>1:30:20,096</b> | 28.16 km/h | 05:07,40 | 05:21,28 | 05:23,62 | 05:21,27 | 05:32,08 | 05:30,34 | 05:33,62 | 05:37,08 | 05:38,99 | 05:39,32 | 05:33,03 | 05:56,10 | 06:00,65 | 06:03,21 | 06:01,67 | 06:00,35 |
| 22   | 56     | Arbo Maisa         | rullisuklubi ABEC             |      | <b>1:30:40,971</b> | 28.05 km/h | 05:30,11 | 05:31,49 | 05:31,29 | 05:39,25 | 05:43,72 | 05:42,20 | 05:36,86 | 05:33,23 | 05:34,82 | 05:47,46 | 05:50,08 | 05:50,88 | 05:49,58 | 05:50,37 | 05:30,98 | 05:38,56 |
| 23   | 71     | Argo Sõõru         | Tartu Inline Team 1           |      | <b>1:31:16,182</b> | 27.87 km/h | 04:51,46 | 05:03,03 | 05:04,57 | 05:06,38 | 05:00,95 | 05:42,46 | 06:00,73 | 06:24,66 | 05:52,44 | 05:38,81 | 05:37,96 | 06:19,82 | 06:05,06 | 06:12,26 | 06:17,85 | 05:57,66 |
| 24   | 76     | Kristjan Kuntu     |                               |      | <b>1:31:20,205</b> | 27.85 km/h | 05:13,14 | 05:32,20 | 05:45,69 | 05:40,75 | 05:43,57 | 05:37,38 | 05:40,42 | 05:34,22 | 05:35,82 | 05:47,42 | 05:49,30 | 05:50,82 | 05:49,87 | 05:50,22 | 05:52,62 | 05:56,69 |
| 25   | 93     | Taivo Kutser       |                               |      | <b>1:31:21,869</b> | 27.84 km/h | 05:29,77 | 05:31,69 | 05:31,09 | 05:39,00 | 05:43,59 | 05:42,30 | 05:36,92 | 05:32,79 | 05:35,65 | 05:47,44 | 05:50,16 | 05:50,80 | 05:49,94 | 05:50,69 | 05:55,00 | 05:54,94 |
| 26   | 97     | Raivo Kõnusaar     |                               |      | <b>1:31:22,010</b> | 27.84 km/h | 05:29,99 | 05:30,93 | 05:31,07 | 05:38,97 | 05:44,01 | 05:42,09 | 05:36,86 | 05:31,92 | 05:36,25 | 05:46,63 | 05:50,32 | 05:51,04 | 05:50,10 | 05:50,21 | 05:55,69 | 05:55,87 |
| 27   | 111    | Jaak Peterson      | Rullibuss Team 03             |      | <b>1:31:22,178</b> | 27.84 km/h | 05:10,42 | 05:22,16 | 05:38,37 | 05:54,03 | 05:51,22 | 05:42,30 | 05:36,08 | 05:33,03 | 05:34,68 | 05:46,63 | 05:50,36 | 05:50,98 | 05:50,10 | 05:50,23 | 05:55,63 | 05:55,87 |
| 28   | 104    | Timo Markkula      |                               |      | <b>1:35:59,963</b> | 26.50 km/h | 05:28,86 | 05:38,44 | 05:54,95 | 05:52,56 | 05:50,65 | 06:00,66 | 05:54,57 | 06:11,10 | 05:58,33 | 05:49,82 | 05:49,77 | 06:09,61 | 06:18,15 | 06:21,30 | 06:14,31 | 06:26,80 |
| 29   | 91     | Neeme Nõlvak       | Rakvere mehed                 |      | <b>1:38:20,787</b> | 25.86 km/h | 05:29,17 | 05:32,09 | 05:31,05 | 05:39,05 | 05:42,91 | 05:42,93 | 06:08,98 | 06:22,58 | 06:31,44 | 06:27,65 | 06:30,69 | 06:38,15 | 06:36,82 | 06:46,27 | 06:44,14 |          |
| 30   | 88     | Elmer Taim         | Rullisuklubi 8R               |      | <b>1:40:40,975</b> | 25.26 km/h | 06:13,58 | 06:22,89 | 07:31,78 | 06:12,05 | 06:09,64 | 06:03,70 | 06:14,43 | 06:05,27 | 06:14,34 | 06:05,98 | 06:15,80 | 06:10,81 | 06:15,17 | 06:12,79 | 06:15,38 | 06:17,29 |
| 31   | 102    | Tiit Maas          | Rullisuklubi 8R               |      | <b>1:43:51,853</b> | 24.49 km/h | 07:29,09 | 06:23,03 | 06:27,15 | 06:28,98 | 06:27,22 | 06:27,00 | 06:22,92 | 06:26,81 | 06:27,72 | 06:24,99 | 06:21,88 | 06:26,12 | 06:25,17 | 06:21,00 | 06:29,88 | 06:22,82 |
| 32   | 160    | Remii Vahtra       |                               |      | <b>1:46:43,178</b> | 23.83 km/h | 08:09,71 | 07:13,42 | 06:41,21 | 06:27,78 | 06:29,39 | 06:20,97 | 06:17,08 | 06:30,14 | 06:44,76 | 06:31,92 | 06:30,88 | 06:33,91 | 06:32,68 | 06:34,83 | 06:40,68 | 06:23,73 |
| 33   | 124    | Argo Normak        |                               |      | <b>1:49:11,791</b> | 23.29 km/h | 06:30,21 | 06:24,46 | 06:31,41 | 06:32,38 | 06:31,18 | 06:54,57 | 06:41,34 | 06:26,85 | 06:27,70 | 06:31,16 | 07:25,26 | 07:24,74 | 07:34,25 | 07:23,05 | 06:58,11 | 06:55,04 |
| 34   | 103    | Jaak Vesikimeister | MTÜ Tallinki Spordiklubi      |      | <b>1:52:30,814</b> | 22.61 km/h | 05:42,86 | 06:09,88 | 06:47,81 | 06:53,28 | 06:44,67 | 06:39,07 | 06:50,70 | 07:07,73 | 07:15,51 | 07:16,01 | 07:30,81 | 07:19,59 | 07:26,47 | 07:45,23 | 07:19,62 | 07:41,50 |
| 35   | 158    | Margus Leet        |                               |      | <b>2:10:25,838</b> | 19.50 km/h | 08:42,63 | 07:30,90 | 07:34,28 | 07:41,54 | 07:49,18 | 07:59,16 | 08:11,18 | 08:06,06 | 08:17,02 | 08:17,31 | 08:03,44 | 08:19,89 | 08:10,42 | 08:32,07 | 08:40,43 | 08:30,25 |
| -    | 64     | Alar Ivanov        | Rakvere mehed                 |      | <b>0:30:49,643</b> | 30.94 km/h | 04:52,53 | 05:03,02 | 05:04,29 | 05:04,39 | 05:01,61 | 05:43,77 |          |          |          |          |          |          |          |          |          |          |
| -    | 72     | Lennart Raudsepp   |                               |      | <b>DNS</b>         | 0.00 km/h  |          |          |          |          |          |          |          |          |          |          |          |          |          |          |          |          |
| -    | 99     | Raul Krooni        | Rullisuklubi ABEC kulgejad    |      | <b>DNS</b>         | 0.00 km/h  |          |          |          |          |          |          |          |          |          |          |          |          |          |          |          |          |
| -    | 108    | Holger Mägi        | Rullisuklubi ABEC kulgejad    |      | <b>DNS</b>         | 0.00 km/h  |          |          |          |          |          |          |          |          |          |          |          |          |          |          |          |          |
| -    | 109    | Mika Sucksdorff    |                               |      | <b>DNS</b>         | 0.00 km/h  |          |          |          |          |          |          |          |          |          |          |          |          |          |          |          |          |
| -    | 117    | Raul Ojala         |                               |      | <b>DNS</b>         | 0.00 km/h  |          |          |          |          |          |          |          |          |          |          |          |          |          |          |          |          |
| -    | 118    | Kestutis Reimeris  |                               |      | <b>DNS</b>         | 0.00 km/h  |          |          |          |          |          |          |          |          |          |          |          |          |          |          |          |          |

**Mehed 50**

|   |    |              |                     |  |                    |            |          |          |          |          |          |          |          |          |          |          |          |          |          |          |          |          |
|---|----|--------------|---------------------|--|--------------------|------------|----------|----------|----------|----------|----------|----------|----------|----------|----------|----------|----------|----------|----------|----------|----------|----------|
| 1 | 23 | Kuido Koppel | AT Sport/Saarlased  |  | <b>1:12:20,514</b> | 35.16 km/h | 04:20,26 | 04:14,00 | 04:24,10 | 04:23,03 | 04:22,65 | 04:25,92 | 04:28,77 | 04:28,23 | 04:36,96 | 04:27,00 | 04:34,11 | 04:58,78 | 04:45,06 | 04:29,03 | 04:52,86 | 04:29,68 |
| 2 | 33 | Aivar Hirmo  | Tartu Inline Team 1 |  | <b>1:18:32,025</b> | 32.39 km/h | 04:26,16 | 04:40,16 | 04:51,91 | 04:55,06 | 04:53,27 | 04:48,80 | 04:48,70 | 04:52,12 | 04:56,89 | 04:55,91 | 04:58,26 | 05:01,82 | 04:58,13 | 05:04,58 | 05:08,67 | 05:11,52 |
| 3 | 37 | Ego Veevel   | Rullibuss Team 01   |  | <b>1:20:09,146</b> | 31.73 km/h | 04:26,39 | 04:39,73 | 04:51,73 | 04:56,09 | 04:51,43 | 04:49,64 | 04:53,17 | 05:00,22 | 05:09,33 | 05:10,79 | 04:57,28 | 04:57,34 | 05:21,66 | 05:24,95 | 05:28,10 | 05:11,23 |
| 4 | 32 | Alar Nigul   | Rullibaas           |  | <b>1:20:09,830</b> | 31.73 km/h | 04:27,74 | 04:38,99 | 04:51,63 | 04:54,85 | 04:52,79 | 04:48,91 | 04:52,98 | 05:00,37 | 05:09,02 | 05:11,05 | 04:57    |          |          |          |          |          |

| Koht                         | Number | Nimi                    | Klubi                      | Riik | Tulemus            | Kiirus     | Ring 1   | Ring 2   | Ring 3   | Ring 4   | Ring 5   | Ring 6   | Ring 7   | Ring 8   | Ring 9   | Ring 10  | Ring 11  | Ring 12  | Ring 13  | Ring 14  | Ring 15  | Ring 16  |  |
|------------------------------|--------|-------------------------|----------------------------|------|--------------------|------------|----------|----------|----------|----------|----------|----------|----------|----------|----------|----------|----------|----------|----------|----------|----------|----------|--|
| <b>Rullisumaraton Naised</b> |        |                         |                            |      |                    |            |          |          |          |          |          |          |          |          |          |          |          |          |          |          |          |          |  |
| <b>Naised</b>                |        |                         |                            |      |                    |            |          |          |          |          |          |          |          |          |          |          |          |          |          |          |          |          |  |
| 1                            | 401    | Saskia Alusalu          | Albe Team/Bont             |      | <b>1:18:00,497</b> | 35.07 km/h | 04:43,80 | 04:52,06 | 04:55,76 | 04:46,59 | 04:41,66 | 04:44,75 | 04:53,39 | 04:55,53 | 04:51,13 | 04:58,27 | 05:00,03 | 05:00,85 | 04:54,47 | 05:01,71 | 04:48,01 | 04:52,42 |  |
| 2                            | 402    | Evgenia Radionik        | MapleRus                   |      | <b>1:19:02,017</b> | 34.61 km/h | 04:43,24 | 04:52,07 | 04:56,50 | 04:46,62 | 04:41,60 | 04:44,45 | 04:53,74 | 04:55,23 | 04:51,38 | 04:58,25 | 05:00,05 | 05:00,48 | 04:54,94 | 05:07,30 | 05:17,01 | 05:19,10 |  |
| 3                            | 433    | Enel Kõrva              | Rullisuklubi ABEC/AT Sport |      | <b>1:21:21,685</b> | 33.62 km/h | 04:43,50 | 04:52,03 | 04:56,18 | 04:46,56 | 04:44,62 | 04:54,56 | 05:05,21 | 05:01,71 | 05:03,52 | 05:09,51 | 05:09,46 | 05:19,67 | 05:16,79 | 05:20,95 | 05:28,73 | 05:28,63 |  |
| 4                            | 436    | Laima Kaufina           |                            |      | <b>1:21:22,439</b> | 33.62 km/h | 04:43,35 | 04:52,02 | 04:56,82 | 04:45,82 | 04:44,69 | 04:54,87 | 05:05,18 | 05:01,91 | 05:03,10 | 05:09,82 | 05:09,19 | 05:19,65 | 05:16,80 | 05:20,93 | 05:28,75 | 05:29,48 |  |
| 5                            | 404    | Julia Barakova          | U SKATE                    |      | <b>1:26:21,724</b> | 31.68 km/h | 04:43,65 | 04:52,01 | 04:56,26 | 04:46,60 | 04:52,79 | 05:32,70 | 05:39,60 | 05:40,78 | 05:43,55 | 05:37,11 | 05:44,96 | 05:20,84 | 05:55,26 | 05:36,68 | 05:44,22 | 05:34,62 |  |
| 6                            | 408    | Sandra Alusalu          |                            |      | <b>1:27:52,884</b> | 31.13 km/h | 05:09,31 | 05:34,57 | 05:30,37 | 05:26,81 | 05:30,07 | 05:25,78 | 05:36,29 | 05:30,27 | 05:23,94 | 05:23,68 | 05:32,05 | 05:33,27 | 05:29,94 | 05:34,23 | 05:40,39 | 05:31,85 |  |
| 7                            | 435    | Ilvija Pukste           | FILTER                     |      | <b>1:27:53,083</b> | 31.13 km/h | 05:08,86 | 05:34,46 | 05:30,48 | 05:27,60 | 05:30,43 | 05:24,33 | 05:36,14 | 05:31,93 | 05:23,77 | 05:23,67 | 05:31,25 | 05:33,82 | 05:29,77 | 05:34,47 | 05:39,58 | 05:32,46 |  |
| 8                            | 409    | Geidi Kruusmann         | Kaheksarattalised          |      | <b>1:29:05,661</b> | 30.70 km/h | 05:09,17 | 05:34,58 | 05:30,88 | 05:26,54 | 05:31,36 | 05:24,29 | 05:36,26 | 05:30,78 | 05:24,35 | 05:23,07 | 05:32,10 | 05:32,72 | 05:30,93 | 05:33,42 | 06:07,71 | 06:17,42 |  |
| 9                            | 432    | Helen Aart              | Rakvere Naised             |      | <b>1:30:11,747</b> | 30.33 km/h | 05:10,18 | 05:34,42 | 05:30,57 | 05:26,11 | 05:30,42 | 05:24,36 | 05:35,96 | 05:36,57 | 05:36,39 | 05:45,80 | 05:51,69 | 05:50,33 | 05:49,66 | 05:49,52 | 05:55,43 | 05:44,26 |  |
| 10                           | 413    | Reelika Nurmsaar        | Rakvere Bont               |      | <b>1:30:22,224</b> | 30.27 km/h | 05:08,78 | 05:34,64 | 05:30,95 | 05:26,44 | 05:30,13 | 05:24,16 | 05:37,05 | 05:36,17 | 05:19,93 | 05:23,16 | 05:31,34 | 05:41,80 | 06:05,01 | 06:11,66 | 06:17,95 | 06:02,96 |  |
| 11                           | 406    | Gerli Eltermaa          | Rakvere Naised             |      | <b>1:31:57,345</b> | 29.75 km/h | 05:09,04 | 05:34,59 | 05:30,37 | 05:27,78 | 05:30,55 | 05:24,32 | 05:36,25 | 05:31,73 | 05:23,97 | 05:27,19 | 06:26,55 | 05:50,75 | 05:49,77 | 06:02,93 | 06:42,61 | 06:28,87 |  |
| 12                           | 411    | Liisi Laaspere          | Rakvere Naised             |      | <b>1:31:57,411</b> | 29.75 km/h | 05:10,05 | 05:34,44 | 05:30,43 | 05:27,33 | 05:30,63 | 05:24,36 | 05:36,23 | 05:31,00 | 05:23,65 | 05:22,80 | 06:01,78 | 06:20,55 | 05:49,82 | 06:02,51 | 06:42,89 | 06:28,87 |  |
| 13                           | 421    | Olga Belova             |                            |      | <b>1:35:23,189</b> | 28.68 km/h | 05:15,23 | 06:06,31 | 05:46,80 | 05:40,88 | 05:41,43 | 05:54,77 | 05:44,27 | 05:51,39 | 05:48,75 | 05:52,91 | 06:06,41 | 06:13,89 | 06:22,79 | 06:22,50 | 06:17,64 | 06:17,14 |  |
| 14                           | 430    | Karina Cerina           | asi ski-box                |      | <b>1:42:48,845</b> | 26.61 km/h | 06:27,84 | 06:24,86 | 06:27,12 | 06:28,95 | 06:27,29 | 06:22,93 | 06:26,79 | 06:27,60 | 06:24,66 | 06:22,08 | 06:26,16 | 06:25,24 | 06:20,89 | 06:29,96 | 06:19,37 |          |  |
| 15                           | 425    | Kristi Rahumägi         | Kaheksarattalised          |      | <b>1:45:42,841</b> | 25.88 km/h | 06:17,34 | 06:27,91 | 06:22,73 | 06:12,83 | 06:08,76 | 06:04,94 | 06:33,64 | 06:54,73 | 06:54,10 | 06:29,52 | 06:21,60 | 06:26,03 | 06:25,19 | 06:45,78 | 07:46,34 | 07:31,34 |  |
| 16                           | 416    | Olga Gapejeva           | Tartu Inline Team Ladies   |      | <b>1:48:27,157</b> | 25.22 km/h | 05:37,31 | 05:44,52 | 05:47,27 | 05:48,52 | 06:20,09 | 06:49,87 | 07:15,26 | 06:35,42 | 06:50,92 | 07:36,48 | 06:21,79 | 06:26,04 | 06:52,67 | 08:09,43 | 08:03,78 | 08:07,72 |  |
| 17                           | 427    | Virgi Roop              |                            |      | <b>2:02:02,536</b> | 22.41 km/h | 07:11,07 | 07:21,75 | 07:23,84 | 07:32,99 | 07:36,38 | 07:43,56 | 07:08,22 | 07:14,63 | 07:18,51 | 07:28,26 | 07:20,00 | 07:27,64 | 08:19,14 | 08:22,25 | 08:27,76 | 08:06,46 |  |
| 18                           | 429    | Sirli Mürk              | Staabi-ja sidepataljon     |      | <b>2:09:25,818</b> | 21.13 km/h | 07:27,82 | 07:40,44 | 07:39,71 | 07:40,95 | 07:57,61 | 08:02,14 | 08:00,60 | 08:03,92 | 08:20,80 | 08:15,11 | 08:01,32 | 08:13,41 | 08:30,62 | 08:19,52 | 08:42,99 | 08:28,80 |  |
| -                            | 407    | Mariin Sarap            | Rakvere Naised             |      | <b>DNS</b>         | 0.00 km/h  |          |          |          |          |          |          |          |          |          |          |          |          |          |          |          |          |  |
| -                            | 417    | Marin Tomingas          | Rullibuss Team 03          |      | <b>DNS</b>         | 0.00 km/h  |          |          |          |          |          |          |          |          |          |          |          |          |          |          |          |          |  |
| -                            | 422    | Birgit Peterson         |                            |      | <b>DNS</b>         | 0.00 km/h  |          |          |          |          |          |          |          |          |          |          |          |          |          |          |          |          |  |
| -                            | 428    | Katriin Loorents        | Rullibuss Team 03          |      | <b>DNS</b>         | 0.00 km/h  |          |          |          |          |          |          |          |          |          |          |          |          |          |          |          |          |  |
| -                            | 431    | Janika Roots            |                            |      | <b>DNS</b>         | 0.00 km/h  |          |          |          |          |          |          |          |          |          |          |          |          |          |          |          |          |  |
| -                            | 434    | Jelizaveta Krumoviciute |                            |      | <b>DNS</b>         | 0.00 km/h  |          |          |          |          |          |          |          |          |          |          |          |          |          |          |          |          |  |
| <b>Naised 40</b>             |        |                         |                            |      |                    |            |          |          |          |          |          |          |          |          |          |          |          |          |          |          |          |          |  |
| 1                            | 403    | Diana Kaareste          | Rullisuklubi ABEC/AT Sport |      | <b>1:21:22,079</b> | 33.62 km/h | 04:43,40 | 04:52,06 | 04:56,58 | 04:45,93 | 04:44,80 | 04:54,89 | 05:04,83 | 05:01,98 | 05:03,14 | 05:09,89 | 05:09,09 | 05:19,77 | 05:17,12 | 05:20,55 | 05:29,15 | 05:28,85 |  |
| 2                            | 405    | Merle Kilvits           | Albe Team/Bont             |      | <b>1:27:46,290</b> | 31.17 km/h | 04:43,95 | 05:08,09 | 05:44,04 | 05:37,58 | 05:36,71 | 05:36,50 | 05:44,79 | 05:31,94 | 05:24,08 | 05:23,56 | 05:31,40 | 05:33,98 | 05:29,65 | 05:33,97 | 05:39,35 | 05:26,64 |  |
| 3                            | 415    | Antra Zemite            | ASI Ski-Box                |      | <b>1:27:48,282</b> | 31.16 km/h | 05:09,43 | 05:34,56 | 05:30,10 | 05:26,86 | 05:31,08 | 05:24,25 | 05:36,21 | 05:31,64 | 05:23,74 | 05:23,93 | 05:31,23 | 05:33,82 | 05:29,79 | 05:34,43 | 05:39,74 | 05:27,41 |  |
| 4                            | 410    | Terje Vingisaar         | Kaheksarattalised          |      | <b>1:27:49,314</b> | 31.15 km/h | 05:09,85 | 05:34,30 | 05:30,09 | 05:26,47 | 05:31,47 | 05:24,27 | 05:36,23 | 05:31,34 | 05:23,55 | 05:24,40 | 05:31,29 | 05:33,00 | 05:30,96 | 05:34,02 | 05:40,00 | 05:28,01 |  |
| 5                            | 414    | Maiu Kivimäe            | Rullisuklubi ABEC/AT Sport |      | <b>1:27:54,275</b> | 31.12 km/h | 05:09,62 | 05:34,66 | 05:30,45 | 05:27,19 | 05:30,70 | 05:24,43 | 05:36,27 | 05:30,41 | 05:24,63 | 05:23,20 | 05:30,92 | 05:34,54 | 05:29,82 | 05:33,91 | 05:39,92 | 05:33,53 |  |
| 6                            | 418    | Ene Ilver               | Rullisuklubi ABEC/AT Sport |      | <b>1:35:15,501</b> | 28.72 km/h | 05:37,11 | 05:44,60 | 05:46,84 | 05:49,36 | 05:39,84 | 05:48,20 | 05:44,25 | 05:51,24 | 05:48,69 | 05:51,75 | 06:06,73 | 06:14,99 | 06:22,40 | 06:22,52 | 06:16,92 | 06:10,01 |  |
| 7                            | 423    | Sirje Nurgamaa          | SK Järve                   |      | <b>1:35:15,818</b> | 28.72 km/h | 05:37,51 | 05:44,52 | 05:46,74 | 05:49,59 | 05:39,70 | 05:48,43 | 05:44,03 | 05:51,31 | 05:48,46 | 05:52,19 | 06:06,43 | 06:14,32 | 06:22,93 | 06:22,53 | 06:17,06 | 06:10,00 |  |
| 8                            | 412    | Kersti Toots            | Tartu Inline Team Ladies   |      | <b>1:35:16,161</b> | 28.71 km/h | 05:36,94 | 05:45,24 | 05:46,72 | 05:48,87 | 05:40,11 | 05:48,25 | 05:44,25 | 05:51,17 | 05:48,41 | 05:51,70 | 06:07,72 | 06:14,05 | 06:23,09 | 06:22,51 | 06:16,19 | 06:10,87 |  |
| 9                            | 420    | Regina Suzi             | Kaheksarattalised          |      | <b>1:39:40,986</b> | 27.44 km/h | 06:18,18 | 06:27,41 | 06:23,17 | 06:12,27 | 06:09,27 | 06:03,81 | 06:18,60 | 06:04,95 | 06:10,68 | 06:06,53 | 06:15,87 | 06:10,75 | 06:15,23 | 06:12,35 | 06:15,42 | 06:16,42 |  |
| 10                           | 424    | Merle Siimsen           |                            |      | <b>1:42:50,341</b> | 26.60 km/h | 06:27,95 | 06:24,92 | 06:27,18 | 06:28,95 | 06:27,28 | 06:26,93 | 06:23,04 | 06:26,78 | 06:27,50 | 06:24,76 | 06:22,03 | 06:26,32 | 06:25,10 | 06:20,92 | 06:29,90 | 06:20,71 |  |
| 11                           | 154    | Mari-Liis Sau           |                            |      | <b>1:44:54,611</b> | 26.07 km/h | 06:17,98 | 06:27,42 | 06:22,73 | 06:12,76 | 06:09,28 | 06:03,78 | 06:18,56 | 06:05,59 | 06:10,47 | 06:07,77 | 06:35,77 | 07:12,17 | 06:44,88 | 07:11,48 | 07:25,94 | 07:27,96 |  |
| 12                           | 426    | Marju Allaste           |                            |      | <b>1:45:42,982</b> | 25.88 km/h | 07:12,20 | 07:12,35 | 06:41,12 | 06:27,78 | 06:29,45 | 06:20,91 | 06:17,08 | 06:30,18 | 06:45,48 | 06:31,19 | 06:30,86 | 06:33,96 | 06:32,62 | 06:34,84 | 06:41,51 | 06:21,38 |  |
| 13                           | 148    | Tiia Taskila            |                            |      | <b>2:09:26,446</b> | 21.13 km/h | 07:43,44 | 07:30,90 | 07:34,39 | 07:41,51 | 07:57,12 | 08:03,10 | 07:59,21 | 08:06,43 | 08:19,01 | 08:14,89 | 08:04,15 | 08:10,42 | 08:29,90 | 08:21,44 | 08:41,06 | 08:29,40 |  |
| <b>Naised 50</b>             |        |                         |                            |      |                    |            |          |          |          |          |          |          |          |          |          |          |          |          |          |          |          |          |  |
| 1                            | 419    | Ljudmilla Mastovits     | Kaheksarattalised          |      | <b>1:39:11,419</b> | 27.58 km/h | 05:37,75 | 05:44,58 | 05:46,86 | 05:48,88 | 05:39,59 | 05:48,10 | 05:44,25 | 05:51,28 | 05:59,74 | 06:26,21 | 06:33,02 | 06:46,28 | 06:43,59 | 06:55,29 | 06:36,17 | 07:09,73 |  |
| <b>Poolmaraton</b>           |        |                         |                            |      |                    |            |          |          |          |          |          |          |          |          |          |          |          |          |          |          |          |          |  |
| <b>Mehed</b>                 |        |                         |                            |      |                    |            |          |          |          |          |          |          |          |          |          |          |          |          |          |          |          |          |  |
| 1                            | 510    | Arvis Miezitis          | Laimite                    |      | <b>0:38:53,557</b> | 35.17 km/h | 04:36,16 | 04:45,96 | 05:01,12 | 04:48,66 | 04:46,23 | 05:04,89 | 04:55,99 | 04:54,50 |          |          |          |          |          |          |          |          |  |
| 2                            | 513    | Dzintars Lapins         | BJC Laimite                |      | <b>0:41:40,131</b> | 32.83 km/h | 04:36,15 | 04:47,21 | 05:01,73 | 05:16,66 | 05:22,92 | 05:38,22 | 05:26,66 | 05:30,56 |          |          |          |          |          |          |          |          |  |
| 3                            | 595    | Leonid Mirenkov         |                            |      | <b>0:42:34,506</b> | 32.13 km/h | 04:47,25 | 05:29,44 | 05:19,45 | 05:25,78 | 05:30,44 | 05:19,97 | 05:30,28 | 05:11,86 |          |          |          |          |          |          |          |          |  |
| 4                            | 618    | Alvar Asi               | Muuga                      |      | <b>0:43:59,006</b> | 31.10 km/h | 05:25,28 | 05:20,36 | 05:23,63 | 05:34,52 | 05:37,23 | 05:35,03 | 05:40,03 | 05:22,89 |          |          |          |          |          |          |          |          |  |
| 5                            | 525    | Keith Erala             |                            |      | <b>0:44:00,596</b> | 31.08 km/h | 05:18,63 | 05:25,66 | 05:24,21 | 05:34,95 | 05:36,92 | 05:37,12 | 05:39,23 | 05:23,84 |          |          |          |          |          |          |          |          |  |
| 6                            | 534    | Ants Sagar              |                            |      | <b>0:46:48,983</b> | 29.22 km/h | 05:34,18 | 05:39,18 | 05:49,18 | 05:58,23 | 05:56,73 | 06:01,76 | 05:56,00 | 05:53,68 |          |          |          |          |          |          |          |          |  |
| 7                            | 522    | Jaak Männik             |                            |      | <b>0:46:49,205</b> | 29.21 km/h | 05:34,58 | 05:46,15 | 05:48,67 | 05:51,61 | 05:56,86 | 06:01,78 | 05:55,96 | 05:53,55 |          |          |          |          |          |          |          |          |  |
| 8                            | 583    | Helari Kaljuste         | Tartu Inline Team 3        |      | <b>0:46:53,045</b> | 29.17 km/h | 05:32,95 | 05:46,83 | 05:48,59 | 05:51,33 | 05:56,46 | 06:01,09 | 05:56,23 | 05:59,53 |          |          |          |          |          |          |          |          |  |
| 9                            | 621    | Madis Täht              |                            |      | <b>0:47:50,752</b> | 28.59 km/h | 05:50,84 | 05:50,10 | 06:09,45 | 05:58,59 | 05:55,36 | 06:05,30 |          |          |          |          |          |          |          |          |          |          |  |
























































































| Koht          | Number | Nimi                  | Klubi                      | Riik | Tulemus            | Kiirus     | Ring 1   | Ring 2   | Ring 3   | Ring 4   | Ring 5 | Ring 6 | Ring 7 | Ring 8 | Ring 9 | Ring 10 | Ring 11 | Ring 12 | Ring 13 | Ring 14 | Ring 15 | Ring 16 |  |
|---------------|--------|-----------------------|----------------------------|------|--------------------|------------|----------|----------|----------|----------|--------|--------|--------|--------|--------|---------|---------|---------|---------|---------|---------|---------|--|
| -             | 850    | Rolf Isand            |                            |      | DNS                | 0.00 km/h  |          |          |          |          |        |        |        |        |        |         |         |         |         |         |         |         |  |
| <b>Naised</b> |        |                       |                            |      |                    |            |          |          |          |          |        |        |        |        |        |         |         |         |         |         |         |         |  |
| 1             | 848    | Anna Krumina          |                            |      | <b>0:23:22,093</b> | 29.27 km/h | 05:56,23 | 05:55,17 | 06:04,59 | 05:26,09 |        |        |        |        |        |         |         |         |         |         |         |         |  |
| 2             | 883    | Ance Kucina           | ASI Ski-Box                |      | <b>0:23:22,233</b> | 29.26 km/h | 05:56,46 | 05:55,19 | 06:04,56 | 05:26,01 |        |        |        |        |        |         |         |         |         |         |         |         |  |
| 3             | 826    | Signe Malnaca         | BJC "Laimite"              |      | <b>0:23:37,081</b> | 28.96 km/h | 05:57,01 | 05:55,07 | 06:04,63 | 05:40,36 |        |        |        |        |        |         |         |         |         |         |         |         |  |
| 4             | 862    | Marta Cerina          | ASI Ski-box                |      | <b>0:23:47,452</b> | 28.75 km/h | 05:56,33 | 05:55,19 | 06:04,56 | 05:51,36 |        |        |        |        |        |         |         |         |         |         |         |         |  |
| 5             | 859    | Nele Sula             |                            |      | <b>0:25:15,257</b> | 27.08 km/h | 05:18,43 | 06:36,06 | 06:39,55 | 06:41,19 |        |        |        |        |        |         |         |         |         |         |         |         |  |
| 6             | 833    | Hanna Valge           |                            |      | <b>0:26:17,382</b> | 26.01 km/h | 06:13,22 | 06:41,36 | 06:43,96 | 06:38,83 |        |        |        |        |        |         |         |         |         |         |         |         |  |
| 7             | 821    | Loreta Luize Jurevica | ASI SkiBox                 |      | <b>0:26:18,659</b> | 25.99 km/h | 06:13,40 | 06:39,72 | 06:45,57 | 06:39,94 |        |        |        |        |        |         |         |         |         |         |         |         |  |
| 8             | 816    | Karolyna Prohorenko   | Adavere                    |      | <b>0:27:30,120</b> | 24.87 km/h | 06:12,49 | 07:01,71 | 06:56,73 | 07:19,17 |        |        |        |        |        |         |         |         |         |         |         |         |  |
| 9             | 904    | Rebecca Toomesoo      |                            |      | <b>0:28:01,503</b> | 24.40 km/h | 06:41,30 | 07:01,90 | 07:13,27 | 07:05,02 |        |        |        |        |        |         |         |         |         |         |         |         |  |
| 10            | 881    | Elina Konrade         |                            |      | <b>0:28:36,640</b> | 23.90 km/h | 06:56,64 | 07:14,65 | 07:22,64 | 07:02,69 |        |        |        |        |        |         |         |         |         |         |         |         |  |
| 11            | 804    | Maarja Kase           |                            |      | <b>0:28:38,616</b> | 23.87 km/h | 07:39,57 | 07:01,66 | 06:54,54 | 07:02,83 |        |        |        |        |        |         |         |         |         |         |         |         |  |
| 12            | 884    | Isabel Graf           |                            |      | <b>0:29:09,768</b> | 23.45 km/h | 06:56,34 | 07:14,71 | 07:22,63 | 07:36,07 |        |        |        |        |        |         |         |         |         |         |         |         |  |
| 13            | 807    | Getrin Raudsepp       |                            |      | <b>0:29:24,370</b> | 23.26 km/h | 06:46,15 | 07:24,17 | 07:13,11 | 08:00,92 |        |        |        |        |        |         |         |         |         |         |         |         |  |
| 14            | 885    | Rita Hamitova         | ASI Ski-Box                |      | <b>0:29:55,292</b> | 22.85 km/h | 07:24,79 | 07:35,10 | 07:42,98 | 07:12,40 |        |        |        |        |        |         |         |         |         |         |         |         |  |
| 15            | 860    | Linda Jaunsproge      | ASI-Ski Box                |      | <b>0:29:55,593</b> | 22.85 km/h | 07:24,97 | 07:35,36 | 07:42,78 | 07:12,47 |        |        |        |        |        |         |         |         |         |         |         |         |  |
| 16            | 809    | Gloria Veskiemeister  | FOX                        |      | <b>0:29:56,140</b> | 22.84 km/h | 07:11,98 | 07:43,58 | 07:46,78 | 07:13,78 |        |        |        |        |        |         |         |         |         |         |         |         |  |
| 17            | 882    | Inta Bula-Biteniece   |                            |      | <b>0:30:04,823</b> | 22.73 km/h | 07:44,43 | 07:35,04 | 07:33,25 | 07:12,09 |        |        |        |        |        |         |         |         |         |         |         |         |  |
| 18            | 900    | Ester Kuntu           |                            |      | <b>0:30:31,972</b> | 22.40 km/h | 07:40,85 | 07:37,80 | 07:40,17 | 07:33,13 |        |        |        |        |        |         |         |         |         |         |         |         |  |
| 19            | 855    | Mirjam Laht           |                            |      | <b>0:30:56,565</b> | 22.10 km/h | 08:29,21 | 07:40,34 | 07:38,25 | 07:08,76 |        |        |        |        |        |         |         |         |         |         |         |         |  |
| 20            | 894    | Katrina Kalvane       |                            |      | <b>0:31:06,440</b> | 21.98 km/h | 07:19,44 | 07:46,09 | 07:54,31 | 08:06,58 |        |        |        |        |        |         |         |         |         |         |         |         |  |
| 21            | 801    | Raïli Nõlvak          |                            |      | <b>0:31:25,436</b> | 21.76 km/h | 07:48,05 | 07:39,49 | 07:58,09 | 07:59,79 |        |        |        |        |        |         |         |         |         |         |         |         |  |
| 22            | 867    | Johana Kallio         | Turun Urheiluliitto        |      | <b>0:31:55,280</b> | 21.42 km/h | 08:55,55 | 07:46,31 | 07:48,25 | 07:25,15 |        |        |        |        |        |         |         |         |         |         |         |         |  |
| 23            | 878    | Anda Fokrota          | ASI Ski-box                |      | <b>0:32:11,054</b> | 21.25 km/h | 07:42,64 | 08:01,29 | 08:16,14 | 08:10,97 |        |        |        |        |        |         |         |         |         |         |         |         |  |
| 24            | 802    | Merlin Kalle          | Tartu Inline Team Ladies   |      | <b>0:32:21,643</b> | 21.13 km/h | 07:44,05 | 07:57,05 | 08:19,39 | 08:21,14 |        |        |        |        |        |         |         |         |         |         |         |         |  |
| 25            | 823    | Laura Mölder          | FOX                        |      | <b>0:32:43,472</b> | 20.90 km/h | 07:20,89 | 08:17,62 | 08:28,71 | 08:36,24 |        |        |        |        |        |         |         |         |         |         |         |         |  |
| 26            | 893    | Triin Tillart         |                            |      | <b>0:32:50,233</b> | 20.83 km/h | 08:51,66 | 07:55,60 | 08:02,23 | 08:00,73 |        |        |        |        |        |         |         |         |         |         |         |         |  |
| 27            | 837    | Gea Pajula            |                            |      | <b>0:33:18,101</b> | 20.53 km/h | 09:02,83 | 08:08,64 | 08:10,61 | 07:55,99 |        |        |        |        |        |         |         |         |         |         |         |         |  |
| 28            | 838    | Fea Pajula            |                            |      | <b>0:33:18,288</b> | 20.53 km/h | 09:03,19 | 08:08,82 | 08:10,37 | 07:55,89 |        |        |        |        |        |         |         |         |         |         |         |         |  |
| 29            | 870    | Alina Rump            |                            |      | <b>0:33:22,218</b> | 20.49 km/h | 08:48,27 | 08:04,23 | 08:16,96 | 08:12,75 |        |        |        |        |        |         |         |         |         |         |         |         |  |
| 30            | 805    | Kristin Aart          | Rakvere Bont Rullisukklubi |      | <b>0:33:47,276</b> | 20.24 km/h | 07:05,55 | 08:17,35 | 09:02,30 | 09:22,05 |        |        |        |        |        |         |         |         |         |         |         |         |  |
| 31            | 861    | Tiina Viira           |                            |      | <b>0:34:04,714</b> | 20.07 km/h | 08:52,65 | 08:21,91 | 08:18,16 | 08:31,97 |        |        |        |        |        |         |         |         |         |         |         |         |  |
| 32            | 842    | Svetlana Velizhanina  |                            |      | <b>0:35:14,901</b> | 19.40 km/h | 09:23,59 | 09:16,89 | 09:26,95 | 07:07,46 |        |        |        |        |        |         |         |         |         |         |         |         |  |
| 33            | 898    | Katrin Sipsaka        | Liikva                     |      | <b>0:35:31,237</b> | 19.25 km/h | 09:07,92 | 08:42,45 | 09:01,37 | 08:39,48 |        |        |        |        |        |         |         |         |         |         |         |         |  |
| 34            | 869    | Edme Nurk             |                            |      | <b>0:35:51,249</b> | 19.07 km/h | 09:17,05 | 08:54,87 | 08:51,37 | 08:47,95 |        |        |        |        |        |         |         |         |         |         |         |         |  |
| 35            | 892    | Ieva Svolkinaite      |                            |      | <b>0:36:21,956</b> | 18.80 km/h | 09:55,89 | 09:02,27 | 08:52,71 | 08:31,07 |        |        |        |        |        |         |         |         |         |         |         |         |  |
| 36            | 852    | Katrin Kuusk          |                            |      | <b>0:36:37,233</b> | 18.67 km/h | 09:40,65 | 09:04,16 | 08:38,07 | 09:14,34 |        |        |        |        |        |         |         |         |         |         |         |         |  |
| 37            | 836    | Piret Tali            |                            |      | <b>0:36:46,620</b> | 18.59 km/h | 09:07,84 | 09:05,60 | 09:24,21 | 09:08,95 |        |        |        |        |        |         |         |         |         |         |         |         |  |
| 38            | 840    | Reena Adamsoo         |                            |      | <b>0:36:58,343</b> | 18.50 km/h | 09:01,27 | 09:17,42 | 09:19,90 | 09:19,73 |        |        |        |        |        |         |         |         |         |         |         |         |  |
| 39            | 875    | Merili Saks           |                            |      | <b>0:37:20,186</b> | 18.31 km/h | 10:00,37 | 09:11,91 | 09:19,25 | 08:48,64 |        |        |        |        |        |         |         |         |         |         |         |         |  |
| 40            | 857    | Pille Raudla          |                            |      | <b>0:37:42,081</b> | 18.14 km/h | 09:59,92 | 09:12,30 | 09:06,52 | 09:23,32 |        |        |        |        |        |         |         |         |         |         |         |         |  |
| 41            | 872    | Kaia-Liisa Habicht    |                            |      | <b>0:38:09,331</b> | 17.92 km/h | 10:16,82 | 09:23,18 | 09:24,34 | 09:04,97 |        |        |        |        |        |         |         |         |         |         |         |         |  |
| 42            | 851    | Helina Poom           |                            |      | <b>0:38:39,663</b> | 17.69 km/h | 10:05,46 | 09:33,81 | 09:42,70 | 09:17,68 |        |        |        |        |        |         |         |         |         |         |         |         |  |
| 43            | 827    | Karmen Soosaar        |                            |      | <b>0:38:54,417</b> | 17.58 km/h | 10:14,16 | 09:23,12 | 09:45,05 | 09:32,07 |        |        |        |        |        |         |         |         |         |         |         |         |  |
| 44            | 910    | Karen Katri Voll      | pärnu                      |      | <b>0:38:55,897</b> | 17.56 km/h | 09:39,46 | 09:34,21 | 10:01,69 | 09:40,52 |        |        |        |        |        |         |         |         |         |         |         |         |  |
| 45            | 874    | Simona Saks           |                            |      | <b>0:39:52,558</b> | 17.15 km/h | 10:39,64 | 09:44,45 | 09:41,62 | 09:46,83 |        |        |        |        |        |         |         |         |         |         |         |         |  |
| 46            | 868    | Elizabete Anna Racika | BJC Laimite                |      | <b>0:39:54,503</b> | 17.13 km/h | 07:45,32 | 09:11,12 | 10:05,12 | 12:52,93 |        |        |        |        |        |         |         |         |         |         |         |         |  |
| 47            | 847    | Julija Kuhtinova      |                            |      | <b>0:40:04,366</b> | 17.06 km/h | 10:53,25 | 09:55,01 | 09:51,23 | 09:24,85 |        |        |        |        |        |         |         |         |         |         |         |         |  |
| 48            | 856    | Kristiina Martin      |                            |      | <b>0:40:05,214</b> | 17.06 km/h | 10:28,40 | 10:01,82 | 09:50,46 | 09:44,52 |        |        |        |        |        |         |         |         |         |         |         |         |  |
| 49            | 905    | Kristi Rätsep         |                            |      | <b>0:40:05,319</b> | 17.06 km/h | 10:28,29 | 10:01,91 | 09:50,52 | 09:44,57 |        |        |        |        |        |         |         |         |         |         |         |         |  |
| 50            | 846    | Anastasia Zbenyakova  |                            |      | <b>0:40:06,425</b> | 17.05 km/h | 10:51,83 | 09:56,29 | 09:50,96 | 09:27,33 |        |        |        |        |        |         |         |         |         |         |         |         |  |
| 51            | 817    | Kerli Prohorenko      | Adavere                    |      | <b>0:45:05,151</b> | 15.17 km/h | 08:08,20 | 10:18,64 | 12:59,16 | 13:39,13 |        |        |        |        |        |         |         |         |         |         |         |         |  |
| 52            | 834    | Kristiina Nikkel      |                            |      | <b>0:48:14,878</b> | 14.17 km/h | 12:17,76 | 12:24,60 | 11:53,35 | 11:39,15 |        |        |        |        |        |         |         |         |         |         |         |         |  |
| 53            | 903    | Krista Toomesoo       |                            |      | <b>1:14:07,995</b> | 9.22 km/h  | 21:31,74 | 19:49,09 | 17:38,89 | 15:08,25 |        |        |        |        |        |         |         |         |         |         |         |         |  |
| -             | 818    | Marta Ange            | Adavere                    |      | <b>0:43:13,464</b> | 11.86 km/h | 11:32,33 | 14:45,32 | 16:55,80 |          |        |        |        |        |        |         |         |         |         |         |         |         |  |
| -             | 808    | Laura Jankovska       | BJC "Laimite"              |      | <b>0:11:52,249</b> | 28.81 km/h | 05:56,92 | 05:55,32 |          |          |        |        |        |        |        |         |         |         |         |         |         |         |  |
| -             | 806    | Anastassia Kreivald   |                            |      | DNS                | 0.00 km/h  |          |          |          |          |        |        |        |        |        |         |         |         |         |         |         |         |  |
| -             | 813    | Andra Pajuväli        |                            |      | DNS                | 0.00 km/h  |          |          |          |          |        |        |        |        |        |         |         |         |         |         |         |         |  |
| -             | 835    | Magdaleena Valge      |                            |      | DNS                | 0.00 km/h  |          |          |          |          |        |        |        |        |        |         |         |         |         |         |         |         |  |
| -             | 841    | Piret Harumäe         |                            |      | DNS                | 0.00 km/h  |          |          |          |          |        |        |        |        |        |         |         |         |         |         |         |         |  |
| -             | 863    | Eve Uueküla           |                            |      | DNS                | 0.00 km/h  |          |          |          |          |        |        |        |        |        |         |         |         |         |         |         |         |  |
| -             | 879    | Kristi Pajo           |                            |      | DNS                | 0.00 km/h  |          |          |          |          |        |        |        |        |        |         |         |         |         |         |         |         |  |
| -             | 891    | Getter Rebane         | Rakvere                    |      | DNS                | 0.00 km/h  |          |          |          |          |        |        |        |        |        |         |         |         |         |         |         |         |  |

**TuttiFrutti Lastesõit**

**Poisid kuni 12**

|   |      |                          |                     |  |                    |            |          |  |  |  |  |  |  |  |  |  |  |  |  |  |  |  |
|---|------|--------------------------|---------------------|--|--------------------|------------|----------|--|--|--|--|--|--|--|--|--|--|--|--|--|--|--|
| 1 | 1061 | Arturs Andris Miglinieks |                     |  | <b>0:05:18,358</b> | 32.22 km/h | 05:18,35 |  |  |  |  |  |  |  |  |  |  |  |  |  |  |  |
| 2 | 1011 | Karl-Martin Laasberg     | Rakvere 1           |  | <b>0:05:20,909</b> | 31.97 km/h | 05:20,90 |  |  |  |  |  |  |  |  |  |  |  |  |  |  |  |
| 3 | 1065 | Rainers Kreitals         | Asi ski-box         |  | <b>0:05:43,370</b> | 29.88 km/h | 05:43,37 |  |  |  |  |  |  |  |  |  |  |  |  |  |  |  |
| 4 | 1078 | Gustavs Vacietis         | Asi ski-box         |  | <b>0:05:43,709</b> | 29.85 km/h | 05:43,70 |  |  |  |  |  |  |  |  |  |  |  |  |  |  |  |
| 5 | 1081 | Vili Paalasmaa           | Turun Urheiluliitto |  | <b>0:05:44,299</b> | 29.79 km/h | 05:44,29 |  |  |  |  |  |  |  |  |  |  |  |  |  |  |  |
| 6 | 1056 | Ralfs Konrads            | BJC Laimite         |  | <b>0:06:13,120</b> | 27.49 km/h | 06:13,12 |  |  |  |  |  |  |  |  |  |  |  |  |  |  |  |
| 7 | 1010 | Rodrigo Saudins          | BJC Laimite         |  | <b>0:06:14,053</b> | 27.42 km/h | 06:14,05 |  |  |  |  |  |  |  |  |  |  |  |  |  |  |  |

| Koht                    | Number | Nimi                        | Klubi                     | Riik  | Tulemus     | Kiirus     | Ring 1   | Ring 2 | Ring 3 | Ring 4 | Ring 5 | Ring 6 | Ring 7 | Ring 8 | Ring 9 | Ring 10 | Ring 11 | Ring 12 | Ring 13 | Ring 14 | Ring 15 | Ring 16 |
|-------------------------|--------|-----------------------------|---------------------------|---|-------------|------------|----------|--------|--------|--------|--------|--------|--------|--------|--------|---------|---------|---------|---------|---------|---------|---------|
| 8                       | 1049   | Kristofers Vasaraudzis      | ASI Ski-box               |    | 0:06:14,280 | 27.41 km/h | 06:14,28 |        |        |        |        |        |        |        |        |         |         |         |         |         |         |         |
| 9                       | 1082   | Kristaps Smirnovs           | Asi ski-box               |    | 0:06:31,026 | 26.23 km/h | 06:31,02 |        |        |        |        |        |        |        |        |         |         |         |         |         |         |         |
| 10                      | 1051   | Steven Viigand              |                           |    | 0:06:36,663 | 25.86 km/h | 06:36,66 |        |        |        |        |        |        |        |        |         |         |         |         |         |         |         |
| 11                      | 1047   | Ricards Vaiteks             |                           |    | 0:06:38,069 | 25.77 km/h | 06:38,06 |        |        |        |        |        |        |        |        |         |         |         |         |         |         |         |
| 12                      | 1043   | Mairon Kasemaa              | Adavere                   |    | 0:06:40,022 | 25.64 km/h | 06:40,02 |        |        |        |        |        |        |        |        |         |         |         |         |         |         |         |
| 13                      | 1031   | Philip Jõgi                 | Rullibuss Team            |    | 0:06:50,623 | 24.98 km/h | 06:50,62 |        |        |        |        |        |        |        |        |         |         |         |         |         |         |         |
| 14                      | 1076   | Antti Vähä-Vahe             | HTL                       |    | 0:06:54,600 | 24.74 km/h | 06:54,60 |        |        |        |        |        |        |        |        |         |         |         |         |         |         |         |
| 15                      | 1002   | Beate Tolmane               |                           |    | 0:06:55,815 | 24.67 km/h | 06:55,81 |        |        |        |        |        |        |        |        |         |         |         |         |         |         |         |
| 16                      | 1039   | Marten Kajak                | Adavere                   |    | 0:07:16,073 | 23.52 km/h | 07:16,07 |        |        |        |        |        |        |        |        |         |         |         |         |         |         |         |
| 17                      | 1009   | Kristaps Neznamovs          | BJC Laimite               |    | 0:07:31,084 | 22.74 km/h | 07:31,08 |        |        |        |        |        |        |        |        |         |         |         |         |         |         |         |
| 18                      | 1067   | Renet Riitsalu              | Tartu Slalom              |    | 0:07:31,627 | 22.71 km/h | 07:31,62 |        |        |        |        |        |        |        |        |         |         |         |         |         |         |         |
| 19                      | 1037   | Art Markkus Tamm            | Adavere                   |    | 0:07:32,237 | 22.68 km/h | 07:32,23 |        |        |        |        |        |        |        |        |         |         |         |         |         |         |         |
| 20                      | 1080   | Timi Paalasmaa              | Turun Urheiluliitto       |    | 0:07:50,112 | 21.82 km/h | 07:50,11 |        |        |        |        |        |        |        |        |         |         |         |         |         |         |         |
| 21                      | 1015   | Siim Kruusmann              | Rakvere Bont Rullisuklubi |    | 0:07:55,577 | 21.57 km/h | 07:55,57 |        |        |        |        |        |        |        |        |         |         |         |         |         |         |         |
| 22                      | 1054   | Steffen Soha                |                           |    | 0:07:56,635 | 21.52 km/h | 07:56,63 |        |        |        |        |        |        |        |        |         |         |         |         |         |         |         |
| 23                      | 1099   | Endrijs Škutans             |                           |    | 0:08:10,284 | 20.92 km/h | 08:10,28 |        |        |        |        |        |        |        |        |         |         |         |         |         |         |         |
| 24                      | 1079   | Romualdas Pekarskas         |                           |    | 0:08:13,725 | 20.78 km/h | 08:13,72 |        |        |        |        |        |        |        |        |         |         |         |         |         |         |         |
| 25                      | 1060   | Kristen Soha                |                           |    | 0:08:15,748 | 20.69 km/h | 08:15,74 |        |        |        |        |        |        |        |        |         |         |         |         |         |         |         |
| 26                      | 1070   | Daivids Ulmanis             | BJC Laimite               |    | 0:08:36,143 | 19.87 km/h | 08:36,14 |        |        |        |        |        |        |        |        |         |         |         |         |         |         |         |
| 27                      | 1036   | Ken Kasemaa                 | Adavere                   |    | 0:09:10,213 | 18.64 km/h | 09:10,21 |        |        |        |        |        |        |        |        |         |         |         |         |         |         |         |
| 28                      | 1035   | Markuss Timermanis          | BJC Laimite               |    | 0:09:32,541 | 17.92 km/h | 09:32,54 |        |        |        |        |        |        |        |        |         |         |         |         |         |         |         |
| 29                      | 1083   | Arunas Smigelskis           | Terrasport                |    | 0:09:34,846 | 17.84 km/h | 09:34,84 |        |        |        |        |        |        |        |        |         |         |         |         |         |         |         |
| 30                      | 1005   | Georg Nõlvak                |                           |    | 0:09:44,526 | 17.55 km/h | 09:44,52 |        |        |        |        |        |        |        |        |         |         |         |         |         |         |         |
| 31                      | 1091   | Daniil Marinits             |                           |    | 0:09:46,014 | 17.50 km/h | 09:46,01 |        |        |        |        |        |        |        |        |         |         |         |         |         |         |         |
| 32                      | 1084   | Mihhail Grigorjuk           |                           |    | 0:11:33,639 | 14.79 km/h | 11:33,63 |        |        |        |        |        |        |        |        |         |         |         |         |         |         |         |
| 33                      | 1041   | Kristjan Prohorenko         | Adavere                   |    | 0:11:42,061 | 14.61 km/h | 11:42,06 |        |        |        |        |        |        |        |        |         |         |         |         |         |         |         |
| 34                      | 1004   | Gregori Järv                |                           |    | 0:13:38,932 | 12.52 km/h | 13:38,93 |        |        |        |        |        |        |        |        |         |         |         |         |         |         |         |
| 35                      | 1100   | Ain-Aleksander Männikus     |                           |   | 0:15:05,901 | 11.32 km/h | 15:05,90 |        |        |        |        |        |        |        |        |         |         |         |         |         |         |         |
| -                       | 1025   | Carl Eric Oks               |                           |  | DNS         | 0.00 km/h  |          |        |        |        |        |        |        |        |        |         |         |         |         |         |         |         |
| -                       | 1050   | Markus Mark                 |                           |  | DNS         | 0.00 km/h  |          |        |        |        |        |        |        |        |        |         |         |         |         |         |         |         |
| -                       | 1052   | Steven Viigand              |                           |  | DNS         | 0.00 km/h  |          |        |        |        |        |        |        |        |        |         |         |         |         |         |         |         |
| -                       | 1057   | Ralf Rooteman               |                           |  | DNS         | 0.00 km/h  |          |        |        |        |        |        |        |        |        |         |         |         |         |         |         |         |
| -                       | 1058   | Erik Radik                  |                           |  | DNS         | 0.00 km/h  |          |        |        |        |        |        |        |        |        |         |         |         |         |         |         |         |
| -                       | 1059   | Ralf Rooteman               |                           |  | DNS         | 0.00 km/h  |          |        |        |        |        |        |        |        |        |         |         |         |         |         |         |         |
| -                       | 1089   | Ralfs Konrads               |                           |  | DNS         | 0.00 km/h  |          |        |        |        |        |        |        |        |        |         |         |         |         |         |         |         |
| -                       | 1092   | Jaan Raudsepp               |                           |  | DNS         | 0.00 km/h  |          |        |        |        |        |        |        |        |        |         |         |         |         |         |         |         |
| <b>Tüdrukud kuni 12</b> |        |                             |                           |   |             |            |          |        |        |        |        |        |        |        |        |         |         |         |         |         |         |         |
| 1                       | 1008   | Patricija Elizabete Snikere | BJC Laimite               |  | 0:05:04,186 | 33.72 km/h | 05:04,18 |        |        |        |        |        |        |        |        |         |         |         |         |         |         |         |
| 2                       | 1024   | Anna Krumina                | ASI                       |  | 0:05:17,178 | 32.34 km/h | 05:17,17 |        |        |        |        |        |        |        |        |         |         |         |         |         |         |         |
| 3                       | 1027   | Ance Kucina                 | ASI Ski-Box               |  | 0:05:17,608 | 32.30 km/h | 05:17,60 |        |        |        |        |        |        |        |        |         |         |         |         |         |         |         |
| 4                       | 1062   | Signe Malnaca               | BJC Laimite               |  | 0:05:19,803 | 32.08 km/h | 05:19,80 |        |        |        |        |        |        |        |        |         |         |         |         |         |         |         |
| 5                       | 1019   | Laura Jankovska             | BJC Laimite               |  | 0:05:20,975 | 31.96 km/h | 05:20,97 |        |        |        |        |        |        |        |        |         |         |         |         |         |         |         |
| 6                       | 1073   | Marta Cerina                | Asi ski-box               |  | 0:05:20,975 | 31.96 km/h | 05:20,97 |        |        |        |        |        |        |        |        |         |         |         |         |         |         |         |
| 7                       | 1007   | Agate Priedite              | BJC Laimite               |  | 0:05:42,666 | 29.94 km/h | 05:42,66 |        |        |        |        |        |        |        |        |         |         |         |         |         |         |         |
| 8                       | 1063   | Ance Grosberga              | ASI                       |  | 0:05:44,182 | 29.80 km/h | 05:44,18 |        |        |        |        |        |        |        |        |         |         |         |         |         |         |         |
| 9                       | 1001   | Amanda Eihmane              | ASI/SKI-BOX               |  | 0:05:45,116 | 29.72 km/h | 05:45,11 |        |        |        |        |        |        |        |        |         |         |         |         |         |         |         |
| 10                      | 1022   | Loreta Luize Jurevica       | ASI SkiBox                |  | 0:05:46,506 | 29.60 km/h | 05:46,50 |        |        |        |        |        |        |        |        |         |         |         |         |         |         |         |
| 11                      | 1018   | Getrin Raudsepp             |                           |  | 0:06:13,186 | 27.49 km/h | 06:13,18 |        |        |        |        |        |        |        |        |         |         |         |         |         |         |         |
| 12                      | 1013   | Alexandra Laanemägi         | Rakvere Lapsed            |  | 0:06:33,284 | 26.08 km/h | 06:33,28 |        |        |        |        |        |        |        |        |         |         |         |         |         |         |         |
| 13                      | 1090   | Natali Nora Nigul           |                           |  | 0:06:41,980 | 25.52 km/h | 06:41,98 |        |        |        |        |        |        |        |        |         |         |         |         |         |         |         |
| 14                      | 1030   | Katrina Kalvane             | BJC "Laimite"             |  | 0:06:42,600 | 25.48 km/h | 06:42,60 |        |        |        |        |        |        |        |        |         |         |         |         |         |         |         |
| 15                      | 1020   | Emma Päärson                | Rullibuss                 |  | 0:06:48,553 | 25.11 km/h | 06:48,55 |        |        |        |        |        |        |        |        |         |         |         |         |         |         |         |
| 16                      | 1028   | Susanna Pappel              | Rullibuss Team            |  | 0:06:51,440 | 24.93 km/h | 06:51,44 |        |        |        |        |        |        |        |        |         |         |         |         |         |         |         |
| 17                      | 1032   | Sofija Tina Snikere         | BJC Laimite               |  | 0:06:52,866 | 24.85 km/h | 06:52,86 |        |        |        |        |        |        |        |        |         |         |         |         |         |         |         |
| 18                      | 1021   | Gloria Veskimester          | FOX                       |  | 0:06:54,510 | 24.75 km/h | 06:54,51 |        |        |        |        |        |        |        |        |         |         |         |         |         |         |         |
| 19                      | 1074   | Sabine Cerina               | Asi ski-box               |  | 0:06:58,151 | 24.53 km/h | 06:58,15 |        |        |        |        |        |        |        |        |         |         |         |         |         |         |         |
| 20                      | 1075   | Alise Cerina                | Asi ski-box               |  | 0:06:59,139 | 24.47 km/h | 06:59,13 |        |        |        |        |        |        |        |        |         |         |         |         |         |         |         |
| 21                      | 1077   | Milana Sevastjanova         |                           |  | 0:07:08,975 | 23.91 km/h | 07:08,97 |        |        |        |        |        |        |        |        |         |         |         |         |         |         |         |
| 22                      | 1055   | Laura Mölder                | FOX                       |  | 0:07:23,514 | 23.13 km/h | 07:23,51 |        |        |        |        |        |        |        |        |         |         |         |         |         |         |         |
| 23                      | 1003   | Iris Nurgamaa               | SK Järve                  |  | 0:07:56,741 | 21.52 km/h | 07:56,74 |        |        |        |        |        |        |        |        |         |         |         |         |         |         |         |
| 24                      | 1072   | Emilija Kaže                | ASI-Ski Box               |  | 0:08:00,155 | 21.36 km/h | 08:00,15 |        |        |        |        |        |        |        |        |         |         |         |         |         |         |         |
| 25                      | 1040   | Kerli Prohorenko            | Adavere                   |  | 0:08:08,905 | 20.98 km/h | 08:08,90 |        |        |        |        |        |        |        |        |         |         |         |         |         |         |         |
| 26                      | 1014   | Gerlin Lipp                 | Rakvere Lapsed            |  | 0:08:15,702 | 20.69 km/h | 08:15,70 |        |        |        |        |        |        |        |        |         |         |         |         |         |         |         |
| 27                      | 1085   | Edel Taim                   |                           |  | 0:08:26,131 | 20.27 km/h | 08:26,13 |        |        |        |        |        |        |        |        |         |         |         |         |         |         |         |
| 28                      | 1046   | Magdaleena Valge            |                           |  | 0:08:54,178 | 19.20 km/h | 08:54,17 |        |        |        |        |        |        |        |        |         |         |         |         |         |         |         |
| 29                      | 1066   | Juta Koov                   |                           |  | 0:09:00,315 | 18.98 km/h | 09:00,31 |        |        |        |        |        |        |        |        |         |         |         |         |         |         |         |
| 30                      | 1098   | Nele Sula                   |                           |  | 0:09:01,178 | 18.95 km/h | 09:01,17 |        |        |        |        |        |        |        |        |         |         |         |         |         |         |         |
| 31                      | 1088   | Daniela Novikova            | BJC Laimite               |  | 0:09:01,635 | 18.94 km/h | 09:01,63 |        |        |        |        |        |        |        |        |         |         |         |         |         |         |         |
| 32                      | 1016   | Heli-Ly Kruusmann           | Rakvere Lapsed            |  | 0:09:08,096 | 18.71 km/h | 09:08,09 |        |        |        |        |        |        |        |        |         |         |         |         |         |         |         |
| 33                      | 1012   | Ketlin Toming               | Rakvere Bont Rullisuklubi |  | 0:09:12,436 | 18.57 km/h | 09:12,43 |        |        |        |        |        |        |        |        |         |         |         |         |         |         |         |
| 34                      | 1029   | Estere Kalvane              | BJC "Laimite"             |  | 0:09:23,975 | 18.19 km/h | 09:23,97 |        |        |        |        |        |        |        |        |         |         |         |         |         |         |         |
| 35                      | 1086   | Elin Taim                   |                           |  | 0:09:34,791 | 17.85 km/h | 09:34,79 |        |        |        |        |        |        |        |        |         |         |         |         |         |         |         |
| 36                      | 1087   | Beatrise Fokrota            | Asi ski-box               |  | 0:09:38,331 |            |          |        |        |        |        |        |        |        |        |         |         |         |         |         |         |         |

| Koht | Number | Nimi                    | Klubi          | Riik  | Tulemus            | Kiirus     | Ring 1   | Ring 2 | Ring 3 | Ring 4 | Ring 5 | Ring 6 | Ring 7 | Ring 8 | Ring 9 | Ring 10 | Ring 11 | Ring 12 | Ring 13 | Ring 14 | Ring 15 | Ring 16 |
|------|--------|-------------------------|----------------|---|--------------------|------------|----------|--------|--------|--------|--------|--------|--------|--------|--------|---------|---------|---------|---------|---------|---------|---------|
| 39   | 1044   | Marta Ange              | Adavere        |  | <b>0:09:52,909</b> | 17.30 km/h | 09:52,90 |        |        |        |        |        |        |        |        |         |         |         |         |         |         |         |
| 40   | 1064   | Carmen Kazantseva       |                |  | <b>0:10:09,381</b> | 16.83 km/h | 10:09,38 |        |        |        |        |        |        |        |        |         |         |         |         |         |         |         |
| 41   | 1097   | Cristal Erala           |                |  | <b>0:11:04,936</b> | 15.43 km/h | 11:04,93 |        |        |        |        |        |        |        |        |         |         |         |         |         |         |         |
| 42   | 1071   | Raaili Rahumägi         |                |  | <b>0:12:37,811</b> | 13.53 km/h | 12:37,81 |        |        |        |        |        |        |        |        |         |         |         |         |         |         |         |
| 43   | 1094   | Saara Normak            |                |  | <b>0:13:31,291</b> | 12.64 km/h | 13:31,29 |        |        |        |        |        |        |        |        |         |         |         |         |         |         |         |
| 44   | 1096   | Annagreta Tammeka       |                |  | <b>0:14:22,409</b> | 11.89 km/h | 14:22,40 |        |        |        |        |        |        |        |        |         |         |         |         |         |         |         |
| 45   | 1069   | Maarja-Helena Veskimägi |                |  | <b>0:17:55,053</b> | 9.54 km/h  | 17:55,05 |        |        |        |        |        |        |        |        |         |         |         |         |         |         |         |
| -    | 1006   | Marinel Meinart         | Rullibuss Team |  | <b>DNS</b>         | 0.00 km/h  |          |        |        |        |        |        |        |        |        |         |         |         |         |         |         |         |
| -    | 1017   | Maria Agnesa Galeis     |                |  | <b>DNS</b>         | 0.00 km/h  |          |        |        |        |        |        |        |        |        |         |         |         |         |         |         |         |
| -    | 1023   | Anastasia Misina        |                |  | <b>DNS</b>         | 0.00 km/h  |          |        |        |        |        |        |        |        |        |         |         |         |         |         |         |         |
| -    | 1026   | Isabelle Oks            |                |  | <b>DNS</b>         | 0.00 km/h  |          |        |        |        |        |        |        |        |        |         |         |         |         |         |         |         |
| -    | 1033   | Marleen Peterson        | Rullibuss Team |  | <b>DNS</b>         | 0.00 km/h  |          |        |        |        |        |        |        |        |        |         |         |         |         |         |         |         |
| -    | 1034   | Kirsi Gertrud Meigas    |                |  | <b>DNS</b>         | 0.00 km/h  |          |        |        |        |        |        |        |        |        |         |         |         |         |         |         |         |
| -    | 1038   | Lisete Kajak            | Adavere        |  | <b>DNS</b>         | 0.00 km/h  |          |        |        |        |        |        |        |        |        |         |         |         |         |         |         |         |
| -    | 1042   | Karolin Jalak           | Adavere        |  | <b>DNS</b>         | 0.00 km/h  |          |        |        |        |        |        |        |        |        |         |         |         |         |         |         |         |
| -    | 1045   | Marta Ange              | Adavere        |  | <b>DNS</b>         | 0.00 km/h  |          |        |        |        |        |        |        |        |        |         |         |         |         |         |         |         |
| -    | 1048   | Amanda Vaiteka          |                |  | <b>DNS</b>         | 0.00 km/h  |          |        |        |        |        |        |        |        |        |         |         |         |         |         |         |         |
| -    | 1053   | Victoria Pagar          |                |  | <b>DNS</b>         | 0.00 km/h  |          |        |        |        |        |        |        |        |        |         |         |         |         |         |         |         |
| -    | 1068   | Magdaleena Valge        |                |  | <b>DNS</b>         | 0.00 km/h  |          |        |        |        |        |        |        |        |        |         |         |         |         |         |         |         |

Osalejaid: 503